

Product datasheet for MR231794

Erbin (NM_001289475) Mouse Tagged ORF Clone

Product data:

Product Type:	Expression Plasmids
Product Name:	Erbin (NM_001289475) Mouse Tagged ORF Clone
Tag:	Myc-DDK
Symbol:	Erbin
Synonyms:	1700028E05Rik; Erbb2ip; mKIAA1225
Vector:	pCMV6-Entry (PS100001)
E. coli Selection:	Kanamycin (25 ug/mL)
Cell Selection:	Neomycin
ORF Nucleotide Sequence:	>MR231794 representing NM_001289475 Red=Cloning site Blue=ORF Green=Tags(s)

TTTTGTAATACGACTCACTATAGGGCGGCCGGAATTCGTCGACTGGATCCGGTACCGAGGAGATCTGCC
GCCGGATCGCC

ATGACTACAAAACGAAGTTTGTGGTTCGCGTTGGTACCATGTCGCTGTCTACGAGGAGAAGAGGAGACAG
TCACTACTCTAGATTATCTCATTGCAGCTTGGAAACAAGTCCCAAAGAGATTTTCACCTTTGAAAAAC
TTTAGAGGAGCTCTATTTAGATGCTAATCAGATGAAGAGCTTCAAAGCAACTTTTAAATTGTCAGTCT
CTACATAAACTAAGTTTGCAGACAATGATTTAACAACATTACCAGCCTCCATTGCAAACTTTATTAATC
TCAGGGAAGTGGATGTCAGCAAAAATGGAATACAAGAATTTCCAGAAAATATTAATAAATTGTAAAGTTT
GACAATTGTGGAGGCTAGTGTGAACCTATTTCTAAGCTCCCTGATGGGTTTTCTCAGCTGCTAAACCTA
ACCCAGTTATATCTGAATGATGCTTTCCTTGAATCTTACCAGCTAATTTGGCAGATTAACATAACTCC
AGATTCTAGAAGTCTAGAGAAAACAGTTGAAAATGTTGCCTAAAACCATGAATAGACTGACCCAGCTGGA
AAGGCTGGATTTGGGAAGTAATGAATTCACAGAAGTGCCTGAAGTACTTGAACAACATAAGTGGATTGAGA
GAGTTTGGATGGATGGCAATAGACTGACTTTTATCCAGGTTTATTGGTAGTTGAGACAGCTCACGT
ACTTGGATGTTCTAAAAATAATTGAAATGGTTGAAGAAGGAATTTCAACATGTGAAAACTCCAGGA
CTTTCTTATCAAGTAATTCCTTCAGCAGCTGCCGAAACTATTGGTTCATTGAAAAATGTCACAAC
CTAAAAATTGATGAAAACCAATTAATGTATCTACCAGACTCAATAGGAGGGTTAAGGTCAATAGAAGAAC
TGGATTGCAGTTTCAATGAAATTGAAGCTTTCCTTCAATTGGCCAGCTCACAAACATGAGAACATT
TGCTGCAGATCACAATTACTTACAACAGCTACCCCCAGAGATTGGAAACTGGAAAAATAAAGTGTGCTG
TTTCTCCATTGTAATAAACTAGAGACGCTTCCAGAGGAAATGGGTGATATGCAAAAATTAAGTGCATCA
ATTTAAGTGATAATAGGTTAAAGAAATTTGCCTTTAGCTTTACAAAGCTACAACAGTTGACTGCTATGTG
GCTGTGAGATAATCAGTCCAAACCTCTGATACCTTCAAAAAGAAACAGACACAGAGACTCAGAAAATG
GTGCTTACTAATTACATGTTCCCTCAGCAGCCACGGACTGAAGACGTTATGTTTCATATCAGATAATGAAA
GTTTTAATCCTGCATTGTGGGAAGAACAGAGAAAACAGCGGGCTCAAGTGGCATTGGAATGTGATGAAGA
CAAAGATGAAAGAGAGGCCACCACCCAGGGAGGAACTTAAAGAGATATCCAACCCATACCCAGATGAG
CTTAAGAATATGGTCAAGACTGTTCAAACCATTGTACATAGATTAAGATGAAGAGACTAATGAAGAGT



[View online »](#)

CTGGGAGAGATTTGAAGCAGCATGAAGATCAGCAAGTTGTAATAAGGATAAGTGTGTGAAGACTTCAGA
AAGTACTACAACAAAAGCAAACCTTGATGAAAGAGAAAAGTATATGAATTCTGTACAGAAAATGAGTGAG
CCTGAAGCTGAGACCAATGGTGGAAATTTGCCAGTAACTGCAAGTATGAAGTTGTCTGGAAACCTGAAGC
ATATTGTTAACCATGATGATGTTTTGAGGAATCTGAAGAACCTTCTTCTGATGAAGAAATGAAAATGGC
AGAGATGCGACCTCCATTAATTGAATCCTCGATTAATCAGCCCAAAGTTGTAGCACTTAGTAATAATAAA
AAGGATGATGCGAAGGATGCAGACTCTTATCCGATGAAGTACACACAACAGTAATCAGAATAACAGCA
ACTGTTCTCCCGTCCCGAATGTCTGATTCAAGTGTCTCTTAATACTGACAGCAGTCAAGACACGTCAT
CTGTTCTCCCGTGAACAGACTCCCGTGGATAGTAACTCAAAGTCAGACAAGAAGATGAAAATTTTAAAC
AGCCTTTTACAAAATGGAGTTAATTTAAACAATTCACCAGAGGAAAAATTCAAAATTAATGATAAAAAGG
ATTTTAAAGTTACCTGAGTATGATTTGAATATTGAAGAACAGTTAGTTCTGATTGAAAAAGACATTGATTC
AAAAGCCACATCTGATGACTCTCGCCAGTTAGACCATATCAACATGAATATTAATAAACTTGTGACCAAT
AATATTTTTCAACCAGAAGTAATGGAAAGATCAAAGATGCAGGATATAGTACTTGGAACAGGCTTTTTAA
GTATTCATCTAAAATGAGGCTGAGCACATAGAAAATGGGGCTAAGTTCCGAATTTGGAGTCCATAAA
TAAGGTAATGGTCTTTGTGAGGACACTGCACCGTCTCCTGGTAGGGTTGAACCACAGAAGGCCAGTTCT
TCTGCTGACGTGGGCATTTCTAAAAGCACGGAAGATCTATCTCCTCAGAGAAGTGGTCCAACCTGGAGCTG
TTGTGAAATCTCATAGTATAACTAACATGGAGACTGGAGGTTTAAAAATCTATGACATTCTTGGTATGA
TGGCCCTCAGCCGCAAGTGCAGCAGTTAAAATCGCATCTGCTGTGGATGGGAAGAACATAGTCAGAAGC
AAGTCTGCCACACTGCTGTATGATCAGCCCTGCAGGTGTTCACTGCTGCCTCCTCATCTTCTGAGTTAC
TGTCAGGTACAAAGGCAGTTTTCAAGTTGATTCAAATCACACCCTGAAGAGCCAGATATAATAAGAGC
TGCCACAGTATCTGGCCACAGTCTACACCTCACCTGTATGGTCCCCACAATATAATGTCCAGTACAGT
GGCAGTGTACAGTGAAGACACCTTGTGGCACCTAACAGAATCCACAATAGATCCTGTGAGTTTTCT
CTCCTCAGCGCCTTCAAGATCTGAGAGTGCAGAAAATCACAGTTATGCAAAGCATTCTGCCAACATGAA
TTTTCTAACCTAACAAATGTTAGAGCCAATCTGGATACCACTTACAACAGAGACTTGGCCAGCCAGG
CATGGAGAAATGTGGGCTATCTCCCGAATGACCGACTAGTGCCAGCAGTCACTCGGACTACTATTCAGA
GACAGAGTAGCGTGTCTTCAACGGCTTCTGTAATCTCGGTGACCCACAAAGGCGTACTGAAGGAGATTA
CTTATCGTACAGAGATTACATTCAATGGGAAGAACTCCAGTCATGTGAGGATCAGAGAGACCTCTTTCT
GCACGAGCGTACAGCATCGATGGCCAAATACATCCAGGCCTCAGAGTGGCCGTCCTCTATTAATGAAA
TACCAGAGAGAACTATGTCAGTTAGTGATTTCAATTACTCACGGACTAGTCTTCAAAAAGACCAAAATAC
AAGGGTCGGGTCTGAACATTCTGTAGATCCTCCAGGAAAAAGCAAGGTTCTCATGACTGGCGGGAA
CAAGTACTACGACACATTGAGGCCAAAAAGTTAGAAAAGAGTATGCTGTCAAGGTCCTTTAATCCAATC
TACTGCTGTAAGCAGTTCTCACTATGGCAGCTCTAGGGATCTGCATGGCAGCCAGGGCAGCCTTGGCCCT
GAGTGTTCAGACGGAAGAGGTTCTGGTGGGCACATTTTTCGAATGCCTTTGAGTAATGGACAAATGGGC
CAGCCTCTCAGGCCTCAGGCACATTATAGTCAAACCCATCACCCCTCAGGCATCTGTGGCAAGGCATC
CCTCTAGAGAACAATAATTGATATTTGATGCTGAAAGTGGCCACCAGCCTCCATATACACATCCCCA
TTGTTCTCCTAGACAAGGCCATGAAGTGGCAAAGCAAGAGATTCGAGTAAGAGTAGAAAAGGATCCAGAA
CTTGATTTAGCATATCAGGAGGTGTGGCGGCAGAGGAAACCTTTTCCAGCCTGATGATGATGGTATAT
TTGTAACAAGGGTACAACCTGAAGGACCAGCATCAAAATTACTACAGCCAGGAGATAAAATTTCCAGGC
TAATGGCTACAGTTTTATCAACATTGAACATGGGCAAGCGGTGTCCTTGTAAAAACTTTCCATAATGCA
GTAGATTCATCATTGTACGAGAAGTTTCTTCA

ACGCGTACGCGGCCGCTCGAGCAGAACTCATCTCAGAAGAGGATCTGGCAGCAAATGATATCCTGGATT
ACAAGGATGACGACGATAAGGTTTAA

Protein Sequence: >MR231794 representing NM_001289475
 Red=Cloning site Green=Tags(s)

MTTKRSLFVRLVPCRCLRGEETVTTLDYSHCSLEQVPKEIFFEKTLEELYLDANQIEELPKQLFNCQS
 LHLKSLPDNDLTLPASIANLINLRELDVSKNGIQEFPENIKNCKVLTIVEASVNPISKLPDGFSQLNL
 TQLYLNDAFLEFLPANFGRITKLQILELRENQLKMLPKTMNRLTQLERLDLGSNEFTEVPEVLEQLSGLR
 EFWMDGNRLTFIPGFIGSLRQLTYLDVSKNNIEMVEEGISTCENLQDFLLSSNSLQQLPETIGSLKNVTT
 LKIDENQLMYLPDSIGGLRSIEELDSCSFNEIEALPSSIGQLTNMRTFAADHNYLQQLPPEIGNWKNITVL
 FLHCNKLETLPEEMGDMQKLVINLSDNRLKNLPSFTKLQQLTAMWLSDNQSKPLIPLQKETDTETQKM
 VLTNYMFPQPRTEDVMFISDNESFNPALWEEQRKQRAQVAFECDEKDEREAPPREGNLKRYPTYPDE
 LKNMVKTQIVHRLKDEETNEESGRDLKQHEDQQVVNKDKCVKTSSTTTKSKLDEREKYMNSVQKMS
 PEATNGGNLPTASMKLSGNLKHIVNHDDVFESEELSSDEEMKMAEMRPPLIESSINQPKVVALSNNK
 KDDAKDADSLSDEVTHNSNQNSNCSSPSRMSDSVSLNTDSSQDTSLSQSPVKQTPVDSNSKVRQEDENFN
 SLLQNGVNLNNSPEEKFKINDKDFKLEPYDLNIEEQVLIEKDIDSKATSDDSRQLDHINMNINKLVTN
 NIFQPEVMERSKMQDIVLGTGFLSIHPKNEAEHIENGAKFPNLESINKVNGLCEDTAPSPGRVPEQKASS
 SADVGIKSTEDLSPQRSPTGAVVKSHTNMTGGLKIYDILGDDGQPPSAAVKIASAVDGKNIVRS
 KSATLLYDQPLQVFTAASSSSELLSGTKAVFKFDSNHNPEEPDIIRAATVSGPQSTPHLYGPPQYVQYS
 GSATVKDTLWHPKQNPQIDPVSFPPQRLPRSESAENHSYAKHSANMFSNHNNVRANTGYHLQQLAPAR
 HGEMWAI SPNDRLVPAVTRTTIQRQSSVSTASVNLGDPTRRTEGDYLSYRELHSMGRTPVMSGQRPLS
 ARAYSIDGPNTSRPQSARPSINEIPERTMSVDFNYSRTSPSKRPNTRVGEHSLLDPPGKSKVPHDWRE
 QVLRHIEAKKLEKSMLSRSFNSNLTAVSSSHYGSRDHLHGSQGLALSVADGRGSGGHIRMPLSNGQMG
 QPLRPQAHYSQTHHPQASVARHPSREQLIDYMLKVAHQPPYTHPHCSPRQGHLELAKQEI RVRVEKDPE
 LGFSISGGVGGRNPFPRDDDGIFVTRVQPEGPASKLLQPGDKIIQANGYSFINIEHQAVSLLKTFHNA
 VDLIIVREVSS

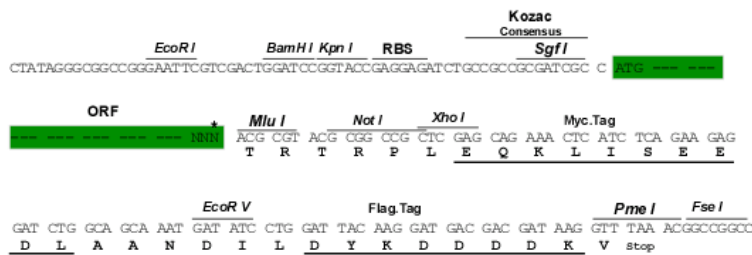
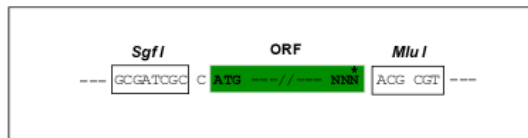
TRTRPLEQKLISEEDLAANDILDYKDDDDKV

Restriction Sites:

SgfI-MluI

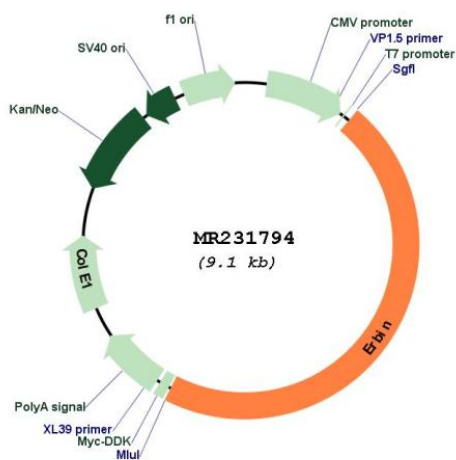
Cloning Scheme:

Cloning sites used for ORF Shuttling:



* The last codon before the Stop codon of the ORF

Plasmid Map:



ACCN: NM_001289475

ORF Size: 4233 bp

OTI Disclaimer: The molecular sequence of this clone aligns with the gene accession number as a point of reference only. However, individual transcript sequences of the same gene can differ through naturally occurring variations (e.g. polymorphisms), each with its own valid existence. This clone is substantially in agreement with the reference, but a complete review of all prevailing variants is recommended prior to use. [More info](#)

OTI Annotation: This clone was engineered to express the complete ORF with an expression tag. Expression varies depending on the nature of the gene.

Components: The ORF clone is ion-exchange column purified and shipped in a 2D barcoded Matrix tube containing 10ug of transfection-ready, dried plasmid DNA (reconstitute with 100 ul of water).

Reconstitution Method:

1. Centrifuge at 5,000xg for 5min.
2. Carefully open the tube and add 100ul of sterile water to dissolve the DNA.
3. Close the tube and incubate for 10 minutes at room temperature.
4. Briefly vortex the tube and then do a quick spin (less than 5000xg) to concentrate the liquid at the bottom.
5. Store the suspended plasmid at -20°C. The DNA is stable for at least one year from date of shipping when stored at -20°C.

RefSeq: [NM_001289475.1](#), [NP_001276404.1](#)

RefSeq Size: 6557 bp

RefSeq ORF: 4236 bp

Locus ID: 59079

UniProt ID: [Q80TH2](#)

Cytogenetics: 13 D1

MW: 158.3 kDa

Gene Summary: Acts as an adapter for the receptor ERBB2, in epithelia. By binding the unphosphorylated ERBB2 'Tyr-1248' receptor, it may contribute to stabilize this unphosphorylated state (By similarity). Inhibits NOD2-dependent NF-kappa-B signaling and proinflammatory cytokine secretion (PubMed:16203728).[UniProtKB/Swiss-Prot Function]