

Product datasheet for MR231789

Aqr (NM_001290788) Mouse Tagged ORF Clone

Product data:

Product Type:	Expression Plasmids
Product Name:	Aqr (NM_001290788) Mouse Tagged ORF Clone
Tag:	Myc-DDK
Symbol:	Aqr
Synonyms:	AW495846; mKIAA0560
Vector:	pCMV6-Entry (PS100001)
E. coli Selection:	Kanamycin (25 ug/mL)
Cell Selection:	Neomycin
ORF Nucleotide Sequence:	>MR231789 representing NM_001290788 Red=Cloning site Blue=ORF Green=Tags(s)

TTTTGTAATACGACTCACTATAGGGCGCCGGGAATTCGTCGACTGGATCCGGTACCGAGGAGATCTGCC
GCCGCGATCGCC

ATGGCGGCTCCTGCGCAGCCCAAGAAAATCGTGGCCCCACGGTGTCCAGATCAACGGGAGTTCGTCA
CTCAGCTAGCATGTAATACTGGGCTCCTCATATCAAGAAGAAATCACCGTTTGATATAAAGTAATTGA
AGAAATATATGAAAAGAGATCGTCAAATCACGGTTTGCCATCAGGAAAATAATGCTGCTGGAATTTAGC
CAATACCTTGAAAATTATCTTTGGATGAATTATCTCCGGAAGTTTCCAGCAAGGCTATTTAATGTCCA
TCTGCTGTATGGTGAATGAGAAGTTCAGAGAAAATGTCCAGCCTGGGAGACCTTTAAGAAGAAACCAGA
CCACTTCCATTCTTTTTAAGTGCATCTTGAAAGCGGCCTTAGCTGAGACTGACGGCGAGTTCTCCCTC
CACGAGCAGACTGCTCCTGCTTTTCTGGATCACTGCTTCAATAGCTTGAAGTAGACTTGATAAGGA
GTCAGGTGCAGCAGCTTATCTCGCTCCCGATGTGGATGGGCTGCAGCCTGCACGATTGGAATTAGAATT
GAAAAAGACACCAAAGCTAAGAAAATCTGGAACCTGATTAAGAAAGATGATAAGATGGACCCAGAA
GCAAGAGAGCAGGCTACCAAGAAAGAAGGTTTCTCTCCCGCTCATCCAGAAGTTCATCTCCGTGTGA
AGTCCATCCCGCTTTCTGAGCCTGTACCATGGACAAGTTTACTGTGAAAGATTTCGAAGTACTGAT
GATTGATCTAGAGGCTCTACTCCACGAGGCGCTGGTTAACACCATCTGGATGACTCCCACCTCTG
GTTCACTGCTACCTCTCCAGTCTTGTTACAGAGAAGAGGACGGCCATCTGTTTTCCAGCTTTTAGACA
TGCTGAAGTTCTATACTGGCTTTGAGATTAACGACCAGACTGGAATGCTCTGACAGAGAACGAGATGAC
CACGATCACTATGACAGAATTACATCTCTGCAGAGGGCTGCCTTCGCACACTTCCCGAGCTCTATGAC
TTTGCCCTCTCCAATGTGGCAGAAGTAGATGCCGAGATTCTTGGTCAAGTTTTTTGGGCTCTCAGTT
CAAACACACTCCACCAGTGGCATACACTCTGCCTCTTGCCAACGCTCCCTAAAAATGAAGACACAAC
TTTTGATAAAGAGTTTCTCTAGAATTGCTGGTGTCTGCCACGAACGCCGATCTCTCAAATTCAGCAA
CTGAATCAGATGCCTTTGTATCCAAGTGAAGAAATATATGGGATGAGAACATCGTCCCTACTGAGTACT
ATTCTGGGGAAGGCTGCCTTGTCTCCCAAGTTGAATCTGCAGTTTTTGACTCTGCACGACTATCTCCT
GAGGAACTTCAATCTCTCCGCTTAGAGTCAACTACGAAATTAGACAAGACATCGAGGACAGTGTGAGC
AGAATGAAGCCCTGGCAGTCTGAGTATGGTGGCGTAGTGTTCGGTGGTGGGCACGGATGGCCAGCCCA



[View online »](#)

TTGTGGCTTTCACTGTAGTCGAGGTTGCCAAACCAACATCGGTGAAAACCTGGCCAACCCGAGTTCGTGC
AGATGTCACCATCAATCTGAATGTCAGAGACCACATCAAGGATGAGTGGGAAGGTCTTCGAAAGCACGAT
GTATGCTTTTTAATTACTGTGCGTCCAACAAAACCTTACGGCACTAAGTTTGACAGGAGGAGACCTTTTA
TTGAGCAAAGTTGGTCTGGTGTACGTGAGGCTGTGAAATCCAGGGCATGCTGGATGACAAAAGGCGGAGT
CATCGAAGACGGACCTGAACCCAGACCAATCTTAGAGGAGAGTCAAGGACATTTTCGAGTATTTTGGAT
CCAAACCAAGTATCAACAGGATATGACCAATACGATACAAAACGGAGCCGAAGATGTGTATGACACTTTCA
ATGTCATAATGAGGAGGAACCGAAGGAGAATAACTTCAAGGCTGTGTTGGAGACGATTCCGAATCTGAT
GAATACTGACTGCGTGGTACCGGACTGGCTGCATGACATCATTTTGGGCTATGGGGACCCAAGTAGTGCC
CATTATTCAAAAATGCCCAATCAGATTGCCACCCTGGATTTCAATGACACTTTTTCTCCTCATTGAACATT
TAAAGGCCAGCTTTCCTGGTCATAATGTCAAAGTGACTGTGAGTGACCCAGCACTCCAAATCCCCCTTT
CAGAATAACGTTCCAGTAAGAAGTGGAAAGGGGAAGAAAAGAAAAGATGCAGACGGGAAGAAGATGAC
ACAGAAGAAGCAAAGACCTTAATTGTGGAGCCTCATGTTATTCTAATAGAGGCCCTTATCCTTACAACC
AGCCAAACGTAATAACAATCCAGTTCCTCATACACAGATAGAGGCCATCCGGGCCGGAATGCAGCCTGG
ACTCACCATGGTGTGGGCCACCTGGTACAGGAAAAACAGATGTTGCAGTCCAGATCATATCCAACATT
TACCACAATTTCCGAGAACAGAGGACTTAATTGTTACTCATTCCAATCAGGCTCTGAACCAGCTGTTTG
AGAAAATCATGGCTTTAGACATTGATGAGCGCCATCTCCTGCGTCTGGGTATGGAGAAGAAGAGCTAGA
GACAGAGAAAGACTTTAGCAGGTATGGAAGAGTTAATTATGTCCTAGCTCGAAGAATAGAATTTTAGAA
GAAGTCAAACGGTTACAAAAGAGTCTGGGGGTTCCCGGAGATGCTTCGTATACCTGTGAAACTGCCGGCT
ATTTCTTCTTATATCAGGTGATGTCCCGTGGGAAGATACATGAGCAGAGTGAAGAACTCGGGGACTGC
CTGCCCGACGCTGCCCGGACGCTGCACAGGTCGCCACGTTCTTCCCCTCCATGAGTATTTTGCCAAAT
GCTCCTCAGCCCATCTTAAAGGCAGATCTTATGAGGAAGACATGGAAATCGCTGAAGGGTGCTTCAGGC
ACATTAAGAAAATCTTCAACCAACTTGAGGAGTTCAGAGCCTCGGAGCTGCTTCGAGTGGACTGGACAG
ATCCAAATACCTCTTGGTAAAAGAGCCAAAATCATCGCTATGACATGTACTCATGCTGCCTTGAACGCA
CAGGACTTGGTCAAGTTGGGTTTCAAGTATGACAACATTTAATGGAAGAGGCTGCTCAGATTCTGGAGA
TCGAAACCTTTATCCCTCTACTTCTGCAGAATCCTCAAGACGGATTACGCCGATTGAAACGGTGGATTAT
GATTGGCGATCACCAACATTCCTCCAGTCATTAAGAACATGGCCTTTCAGAAGTATTC AACATGGAG
CAGTCTCTTTCACTCGCTTCGTCGGGTTGGAGTTCCTACTGTGGACCTTGATGCTCAAGGGAGAGCCA
GGGCAAGCTTGTGTAACCTCTACAACCTGGCGCTACAAAACCTAGGGAATTTGCCCATGTGCAGCTCCT
GCCAGAGTTCAGCACAGCCAACGCGGCCTGCTGTATGACTTCCAGCTCATCAACGTGGAAGACTTTCAG
GGCGTGGGAGAGTCGGAGCCTAACCTTACTTCTACCAGAACCTTGAGAGGCAGAGTATGTAGTGGCGC
TCTTCATGTACATGTGCTTGCTTGGTTACCCTGCAGACAAGATCAGTATTCTAACAACTACAATGGACA
GAAGCATCTGATTCGGGACATCATCAATAGGCGCTGTGGGAATAATCCACTGATTGGAAGCCAAACAAA
GTGACAACAGTTGACAGATTCCAGGGTCAGCAGAACGATTATATCCTCCTTTTCGCTAGTGCAGGACAGGG
CTGTGGGTGATCTGAGGGATGTGCGTTCGCTTGGTGGTAGCCATGTCAAGAGCCAGGCTTGGCCTTACAT
CTTCGCTCGAGTGTCCCTCTTCCAGAACTGCTTGAACCTGACTCCTGCTTTCAGCCAGCTCACTGCCCGC
CCACTGCATTTGCATATCATTCCAACAGAACCTTCCCAACCTCCAGAAAGGCTCTTCTTCTCCGGCAC
TTCTCTTGCCAGAGCTGCAGACTGGATCATGCTCGGAGTGTGGCTGTTTTCTTCCAGCTGCAGAGTTC
ACTGTTCTGCTCTTTCACTGGATGAAATGTCCAGAGATCTAGGAAATTTCAATAAACAGACAGTTTTA

ACGCGTACGCGGCCGCTCGAGCAGAACTCATCTCAGAAGAGGATCTGGCAGCAAATGATATCCTGGATT
ACAAGGATGACGACGAT AAGGTTTAA

Protein Sequence: >MR231789 representing NM_001290788
 Red=Cloning site Green=Tags(s)

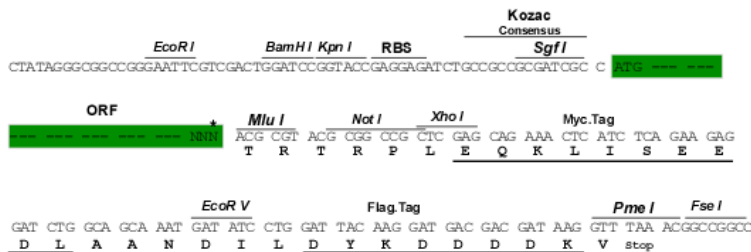
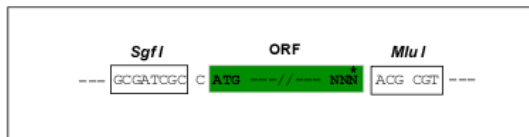
MAAPAQPKKIVAPTVSQINAEFVTQLACKYWAPHIKKSPFDIKVIEEIEYEKEIVKSRAIRKIMLLEFS
 QYLENYLWMNYSPEVSSKAYLMSICCMVNEKFRENVPAWETFKKKPDHFPFFFKCILKAALAEEDGFSL
 HEQTLLEFLDHCNFNSLEVDLIRSQVQQLISLPMWMLQPARELELKKTPKLRKFWNLIKKNDKMDPE
 AREQAYQERRFLSRLIQKFISVLKSIPLSEPVMTDKVHYCERFIELMIDLEALLPTRRWFNTILDDSHLL
 VHCYLSSLVHREEDGHLFSQLLDMLKFYTGFEINDQTGNALTENEMTTIHVDRTSLQRAAFHFPELYD
 FALSNAEVDARDSLVKFFGPLSSNTLHQVASYLCLLPTLPKNEDTTFDKEFLLELLVSRHERRISQIQQ
 LNQMPLYPTEKIIWDENIVPTEYSGEGCLALPKLNLQFLTLHDYLLRNFNLFRELESTYAIRQDIEDSVS
 RMKPWQSEYGGVFGWARMAQPIVAFTVVEVAKPNIGENWPTRVRADVTINLNRDHIKDEWEGLRKHD
 VCFLLITVRPTKPYGTFKDRRRPFIEQVGLVYVVGCEIQGMLDDKGRVIEDGPEPRPNLREGSRTFRVFLD
 PNQYQQDMTNTIQNGAEDVYDTFNVIMRRKPKENNFKAVLETIRNLMNTDCVVPDWLHDIILGYGDPSSA
 HYSKMPNQIATLDFNDTFLSIEHLKASFPGHNVKVTVSDPALQIPPFRTFPVRSKGGKRRKDDADGEEDD
 TEEAKTLIVEPHVIPNRGPYPYNQPKRNTIQFHTHTQIEAIRAGMQPGLTMVVGPPGTGKTDVAVQIISNI
 YHNFPEQRTLIVTHSNQALNQLFEKIMALDIDERHLLRLGHGEEETEKEKDFSRVGRVNYVLARRIELLE
 EVKRLQKSLGVPGDASYTCETAGYFFLYQVMSRWEEYMSRVKNSGTACPDAAQVATFFPFHEYFAN
 APQPIFKGRSYEEDMEIAEGCFRHIKKIFTQLEEFRASELLRSGLDKSKYLLVKEAKIIAMTCTHAALKR
 HDLVKLGFKYDNILMEEAAQILEIETFIPLLLQNPQDGFSLKRWIMIGDHHQLPPVIKNMAFQKYSNME
 QSLFTRFVRVGVPTVDLDAQGRARASLGNLWRYKNGNLPHVQLPEFSTANAGLLYDFQLINVEDFQ
 GVGSEPNPYFYQNLGEAEYVVALFMYMCLLGPADKISILTTYNGQKHLIRDIINRRCGNNPLIGRPNK
 VTTVDRFQGGQNDYILLSLVRTRAVGHLRDVRRLLVAMSRARLGLYIFARVSLFQNCFELTPAFSQTAR
 PLHLHIIPTEPFPTSRLKALPSPALLPELQTLDHARSVAVFFQLQSSLFCSFHWMKCPDRDLGNFNKQTVL

TRTRPLEQKLISEEDLAANDILDYKDDDDKV

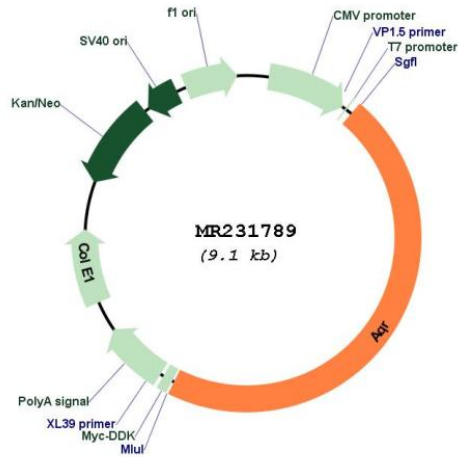
Restriction Sites:
Cloning Scheme:

SgfI-MluI

Cloning sites used for ORF Shuttling:



* The last codon before the Stop codon of the ORF

Plasmid Map:


ACCN: NM_001290788

ORF Size: 4200 bp

OTI Disclaimer: The molecular sequence of this clone aligns with the gene accession number as a point of reference only. However, individual transcript sequences of the same gene can differ through naturally occurring variations (e.g. polymorphisms), each with its own valid existence. This clone is substantially in agreement with the reference, but a complete review of all prevailing variants is recommended prior to use. [More info](#)

OTI Annotation: This clone was engineered to express the complete ORF with an expression tag. Expression varies depending on the nature of the gene.

Components: The ORF clone is ion-exchange column purified and shipped in a 2D barcoded Matrix tube containing 10ug of transfection-ready, dried plasmid DNA (reconstitute with 100 ul of water).

Reconstitution Method:

1. Centrifuge at 5,000xg for 5min.
2. Carefully open the tube and add 100ul of sterile water to dissolve the DNA.
3. Close the tube and incubate for 10 minutes at room temperature.
4. Briefly vortex the tube and then do a quick spin (less than 5000xg) to concentrate the liquid at the bottom.
5. Store the suspended plasmid at -20°C. The DNA is stable for at least one year from date of shipping when stored at -20°C.

RefSeq: [NM_001290788.1](#), [NP_001277717.1](#)

RefSeq Size: 4414 bp

RefSeq ORF: 4203 bp

Locus ID: 11834

UniProt ID: [Q8CFQ3](#)

Cytogenetics: 2 57.57 cM

MW: 162.3 kDa

Gene Summary: Involved in pre-mRNA splicing as component of the spliceosome. Intron-binding spliceosomal protein required to link pre-mRNA splicing and snoRNP (small nucleolar ribonucleoprotein) biogenesis. Plays a key role in position-dependent assembly of intron-encoded box C/D small snoRNP, splicing being required for snoRNP assembly. May act by helping the folding of the snoRNA sequence. Binds to intron of pre-mRNAs in a sequence-independent manner, contacting the region between snoRNA and the branchpoint of introns (40 nucleotides upstream of the branchpoint) during the late stages of splicing. Has ATP-dependent RNA helicase activity and can unwind double-stranded RNA molecules with a 3' overhang (in vitro). [UniProtKB/Swiss-Prot Function]