

Product datasheet for MR231787

Adamts13 (NM_001290463) Mouse Tagged ORF Clone

Product data:

Product Type: Expression Plasmids
Product Name: Adamts13 (NM_001290463) Mouse Tagged ORF Clone
Tag: Myc-DDK
Symbol: Adamts13
Synonyms: ADAM-TS13; ADAMTS-13; Gm710; vWF-CP
Vector: pCMV6-Entry (PS100001)
E. coli Selection: Kanamycin (25 ug/mL)
Cell Selection: Neomycin
ORF Nucleotide Sequence: >MR231787 representing NM_001290463
Red=Cloning site Blue=ORF Green=Tags(s)

TTTTGTAATACGACTCACTATAGGGCGCCGGAATTCGTCGACTGGATCCGGTACCGAGGAGATCTGCC
GCCCGGATCGCC

ATGAGCCAGCTTTGCCTGTGGTTGACGTGCCAGCCTTGTATGCTGTGTCAGTGTGTCAGAGGAATCCTCACTG
GTGCCATCTTCATTCTGGGCTGTGGGGCTCTCTGACTTCCAGAAGAGTCTTCTTCAAGATCTGGAGCC
CAAGGATGTGCTTCTTACTTTGGCCACCATGCTGCTCCATTACAGGCCATCCTCCCTCTCACCTCCAG
AGACTGAGACGGAGAAGGACTTTGGAGGACATTCTGCACCTGGAACCTCCTGGTAGCTGTGGGCCCGGATG
TTTCCCGGGCTCATCAGGAGGACACAGAACGCTACGTGCTCACTAATCTCAATATCGGGTCAAGACTGTT
GAGAAACCCATCCCTGGGAGTCCAGTTCACGGTGCACCTGGTGAAGCTAATCACCTCTCTGACTCAGAG
AGTACTCCGAATATCACGGCCAACATCACCTCATCCTTGATGAGCGTCTGCGAGTGGAGCCAGACGATCA
ACCCACGATGACAGGGATCCAAGTACGCTGACCTGATTCTCTATATCACAGGTTTGACCTGGAGTT
GCCTGATGGCAACCAGCAGGTTCCGGGTGTACCCAGCTGGGAGGTGCCTGCTCCCTTCTCTGGAGTTGC
CTTACTACTGAGGATACTGGCTTTGACCTGGGGTACCCATCGCCATGAGATTGGGCACAGCTTCGGGC
TGGACCATGATGGTGTCCAGGTAGTGGCAGCACCTGCAAGGCCAGTGGCCACGTGATGGCGGCTGATGG
CGCAACACCTACTGGAGGACCCCTGGAGTGGTCTGCCTGCAGCCAAAGGCAGTTGCAGCACCTACTCAGC
ACAGGGCAAATGCACTGCTTCCAGGACCCACCTGGGCTGCAGTACAGGACTTACACGGCACAGCTGATGG
CACAGCCTGGCCTCTACTACAGTGCAGATGATCAGTGCCTGTGGCTTTTCGGTTCTGGGGCTGTCGCCTG
CACCTTCTCCAGGGAGGGTCTGGATGATGCCAGGCCCTGCTGCCACACAGACCCCTTGGACCAAAGC
AGCTGCAGCCGCCTCCTTGTCTCTCTGGATGGGACAGAATGTGGTGTGGAGAAGTGGTGTCCAAGG
CTCGCTGTCGCTCCCTAGCTGAGCTGGCTCCTGTGGCTGCAGTACATGGACTGGTCTAGCTGGGGCC
CCATAGTCCCTGCTCCCGATCCTGTGGAGAGGTGTGATTACCAGGAGGGGTGGTGAACAACCCAGG
CCTGCATTTGGGGACGTGCATGTGTGGGTGAAGACCTCCAGGCTAAGATGTGCAACACGCAGGCTTGTG
AGAAGACTCAGCTGGAGTTCATGTCCGAGCAGTGTGCCAGACAGACAGACAACCACTGCAACTTTCCCA
AGGCACTGCCTCCTTCTACCACTGGGATGCTGCTGTGCAGTATAGTCAAGGAGATACCCTGTGCAGACAC
ATGTGCTGGGCTGTTGGAGAAAGCTTATTGTACGCCGTGGGGACAGGTTCTAGATGGGACCCGTTGTG



[View online »](#)

TGCCAAGTGGTCCTCAGGATGATGGGACCCTAAGCCTCTGTTTGTGGGCAGCTGCAGGACCTTTGGCTG
TGATGGCAGGATGGACTCCCAGAAGGTTTGGGATGCGTGCCAGGTGTGTGGAGGAGACAACAGCACCTGC
AGCTCACGGAAATGGTTCTTTACAGCTGGGAGAGCCAGAGAATATGTCACGTTTCTGATTGTTACTCCCA
ACATGACCAACGCACACATTGTCAACCCGAGGCCCTCTTTCACACACTTGGCGGTGAGGATCCAGGGCCA
CTACATTGTGGCAGGGAAGACTAGCATCTACCCAACACCACCTACCCTTCCCTTCTGGAGGACTACCGT
GTGGAATACAGAGTGACTCTCACTGAGGACCAGCTGCCCACTTAGAGGAGATTCACATCCGGGGACCCG
TCCGGGATGACATTGAGATTCAGGTGTACAGACGATATGGAGGAGAATATGGGGATCTTACACACCAGCA
CATCACCTTTTCTACTTTCAACTGAAGCAGCAGGCAGCCTGGGTATGGACCGCTAAGCGTGGACCCTGC
TCAGTGAGCTGTGGGCGAGGCTGCGCTGGGTGACCTACAGCTGCCAGGATCAAGCTCAAGACAAGTGGG
TAAAGAACGCCAGTGCCAAGGGAGCCACAGCCACCTGCATGGCAAGAGCCTTGTGTCTGCCCCCTG
CTCCCCATATTGGGTAGCTGGGACTTCAGCCCATGTAGCGTGTCTTGTGGCGGGGGCCTTCGGGAGCGG
TCACTGCGCTGTGTAGAGACCAAGATGGCTTCTTAAAGACTGCCACCTGCCCGTGCAGAGCAGTAG
CCCAGCAGCCAGCAGCAGAAGTGAAAACCTGCAACTCCCAGCCCTGTCCCACCAGGGCGGGTGACCCGGA
GAAGCCAGAACTGCAGGCCCTGCCGCACCGACGAGATGTCAGCTATGCTGGAGCCCTGCTCCAGGAGC
CTGTGTTCTCCAGGCTTGGGTGAGTGGACAACACCATGTCTCTGGGAGAGGAGGCTCCATCCCCGGTGG
GCAGTGACAAGCCAGGGGCTCAGGCTGAGCATGTGTGGACCCCTCTGGTGGGGCTGTGCTCCATCTTTG
TGGGAGAGGTCTGAAGGAACTGTATTTCTGTGCATGGATTCTGTCTCAAAATGCCTGTCCAGGAAGAG
CTATGCGGCTTGCTAGTAAGCCCCAAGCCGGTGGGAGGTCTGCAGGGCTCGCCCTGTCTGCTCGGT
GGGAGACTCAAGTCTTGGCACCCTGCCCGTGAAGTGTGGTGGGGGGCAGTGCCACTGTCTGTTGCTT
TGTGCAGCTAGACCGTGGCCACCCGATATCTGTACCTCAAGTGTCTGCCAGTGCCTAAGCCAGGC
TCCTTCGAGGACTGCAGCCCTGAGCCTTGTCTGTAGATGGAAGTCTGTCCCTTGGCCATGCTCAG
CCAGCTGTGGCCTTGGCACTGCCACACAATGGTGGCCTGCATGCAGCTTGACCAGGGCCATGACAATGA
GGTGAATGAACTTTCTGTAAGGCTCTAGTGGCCTCAGGCCAGTGTCCCCTGCCTATTGCTGACTGC
GCATTCCGGTGGCACATCAGCCCTGGACAGAGTGTCTGTCTCTGTGGGGACGGTATTACAGCCCGGC
ATGACACCTGCCTTGGACCCAGGCCAAGTGCCTGTGCCAGCCAATTTCTGCCAGCACCTGCCAAGCC
AATGACCGTGAGAGGCTGCTGGGCTGGACCCTGTGCAGGGCAGGAGACCTCCAGCTCACTGCCTCACAAG
GAAGTACTCTTCCAGTCAGACCCAGGCTGCTGCTACTGTTGCTTCTCTGCAGTGGTCCCAGCCCCGAG
CCCGGACCCACCCTTTTCTCAGCCTCCAGTCTCTGGGGCTCCAGGAAAACCTGGAAGAGCATGGTGC
CTGTGGAAGGCAGTACCTGGAGCCACAGGAACCATTACATGCGAGATCAAGGACGGCTAGACTGTGTG
GTGGCCATTGGGAGACCTCTAGGTGAAGTGGTACCCTACAAATCCTTGAGAGCTCCCTCAAGTGTAGTG
CAGGGGAGCAACTGCTGCTCTGGGGTAGGTTACATGGAGGAAGACATGCAGGAAGATGCCTGGCATGAC
TTTCAGCACAAAACCAACACAGTGGTGGTGAAGCAGCATCGTGTGCTGCCAGGGGGTGGAGTGTGCTA
CGGTACTGGAGTCAACCTGCCCGGGGACCTTCTACAAAGAATGTGACAGGCAGCTTTTGGACCTCGGG
GTGAAATTGTGAGTCCCTCACTGAGCCCAGACGGGAGGAAGGCAGGGACCTGCAGGGTCTTCATCAGTGT
GGCTCCACAGGCCCGCATTGCCATCCGCGCCCTGGCCAGTGATATGGGCACTGCTTCTGAGGGGACCAAT
GCCAATATGTCTCGATCAGGGACATCCACAGTCTGAGGACCACAACATTTTGGGGCAGCAGGTGCTCT
ACTGGGAGTCCGAAGGCAGCGAGGCTGAACTGGAGTTTAGCCCTGGCTTCTCTGGAGGCACATGCCAGTCT
CCAGGGCGAGTATTGGACCATCTCACCTAGGACATCGAACAGGACGACAGCCTGGCTCTGTCC

ACGCGTACGCGGCGCTCGAGCAGAACTCATCTCAGAAGAGGATCTGGCAGCAAATGATATCCTGGATT
ACAAGGATGACGACGATAAGGTTTAA

Protein Sequence: >MR231787 representing NM_001290463
 Red=Cloning site Green=Tags(s)

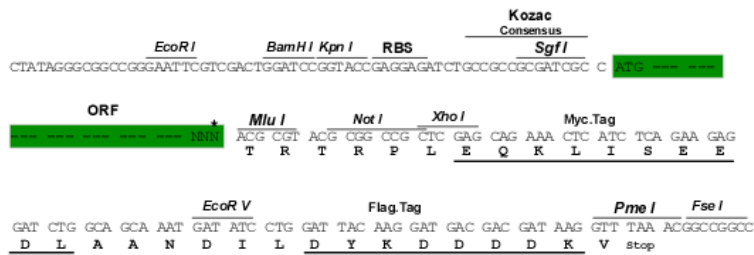
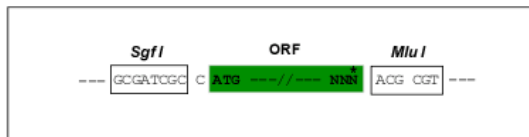
```
MSQLCLWLTCPQCYAVSVRGILTGAIFILGCWGLSDFQKSLLDLEPKDVSSYFGHHAAPFTGHPPSHLQ
RLRRRRTLEDILHLELLVAVGPDVSTRAHQEDTERYYVLTNLNIQSSELLRNPSLGVQVQVHLVKLITLSDSE
STPNITANITSSLMVCEWSQITNPHDDRDPHADLILYITRFDLELPDGNQQRVGTQLGGACSLSWSC
LITEDTGFDLGVTTIAHEIGHSFGLDHDGAPGSGSTCKASGHVMAADGATPTGGTLEWSACSQRQLQHLLS
TGMHCFQDPPGLQSGLTRHQLMAQPGLYYSADDQCRVAFGSGAVACTFSREGLDVCQALSCHTDPDQDS
SCSRLLVPLLDGTECGVEKWCSKARCSLAELAPVAAVHGHWSWGHSPCSRSCGGGVI TRRRWCNNPR
PAFGRACVGEDLQAKMCNTQACEKTQLEFMSEQAQTDRQPLQLSQGTASFYHWDAAVQYSQGD TLCRH
MCWAVGESFIVSRGDRFLDGTRCVSPGQDDGTL SLCLLGSCRTFGCDGRMDSQKQVWDACVCGDNSTC
SSRNGSFTAGRAREYVTFIVTPNMTNAHIVNRRPLFTHLAVRIQGHYIVAGKTSISPNTTYP SLLEDYR
VEYRVTLTEDQLPHLEEIHIRGPVRDDIEIQVYRRYGGEGDLTHPDITFSYFQLKQQA AAVWTA KRGPC
SVSCGAGLRWVTYSCQDQAQDKWVNAQCQGSPPAWQEP CVSAPCSPYVWAGDFSPCSVSCGGGLRER
SLRCVETQDGF LKTLPPARCRAVAQQPAAEVENCNSQPCPTRAGDPEKPE TAGPCRTDEMSAMLEPCSR S
LCSPGLGQVDNTMSL GEEAPSPVGS DKPGAQAEHVWTPLVGLCSISCGRGLKELYFLCMD SVLKMPVQEE
LCGLASKPPSRWEVCRARPCPARWETQVLAPCPVT CGGGRVPLSVRCVQLDRGHPISVPHSKCSPVPKPG
SFEDCSPEPCPARWVLSLGPSCASCGLTATQMVACMQLDQGH DNEVNETFCALVRPQASVPCLIADC
AFRWHISAWTECSVSCGDGIQRRHDTCLGPQAQVPV PANFCQHLPKPMTVRGCWAGPCAGQETSSSLPHK
EATLPSQTQAAATVASLQWSQPRARTPTLFSASQSLGLQENLEE HGCGRQYLEPTGTIHM RDQGR LDCV
VAIGRPLGEVVT LQILESSLKCSAGEQLLLWGRFTWRKT CRKMPGMTFSTKNTNVVVKQHRVLPGGGVLL
RYWSQPAPGTFYKECDRQLFGPRGEIVSPSLSPDGRKAGT CRVFSVAPQARIAIRALASDMGTASEG TN
ANYYSIRD IHS LRTTTFW GQQVLYWESEGEAELEFSPGFLEAHASLQGEYWTISPRTSEQDDSLALS
```

TRTRPLEQKLISEEDLAANDILDYKDDDDKV

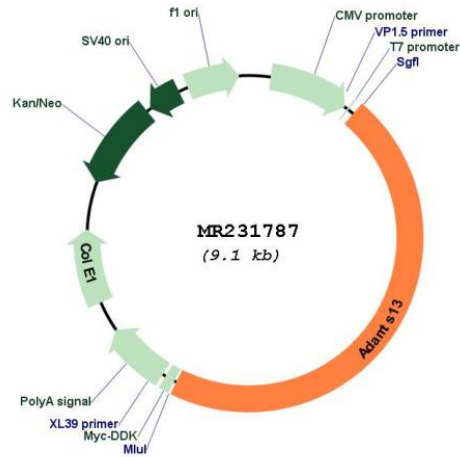
Restriction Sites:
Cloning Scheme:

SgfI-MluI

Cloning sites used for ORF Shuttling:



* The last codon before the Stop codon of the ORF

Plasmid Map:


ACCN: NM_001290463

ORF Size: 4194 bp

OTI Disclaimer: The molecular sequence of this clone aligns with the gene accession number as a point of reference only. However, individual transcript sequences of the same gene can differ through naturally occurring variations (e.g. polymorphisms), each with its own valid existence. This clone is substantially in agreement with the reference, but a complete review of all prevailing variants is recommended prior to use. [More info](#)

OTI Annotation: This clone was engineered to express the complete ORF with an expression tag. Expression varies depending on the nature of the gene.

Components: The ORF clone is ion-exchange column purified and shipped in a 2D barcoded Matrix tube containing 10ug of transfection-ready, dried plasmid DNA (reconstitute with 100 ul of water).

Reconstitution Method:

1. Centrifuge at 5,000xg for 5min.
2. Carefully open the tube and add 100ul of sterile water to dissolve the DNA.
3. Close the tube and incubate for 10 minutes at room temperature.
4. Briefly vortex the tube and then do a quick spin (less than 5000xg) to concentrate the liquid at the bottom.
5. Store the suspended plasmid at -20°C. The DNA is stable for at least one year from date of shipping when stored at -20°C.

RefSeq: [NM_001290463.1](#), [NP_001277392.1](#)

RefSeq Size: 4496 bp

RefSeq ORF: 4197 bp

Locus ID: 279028

UniProt ID: [Q76916](#)

Cytogenetics: 2 A3

MW: 152.9 kDa

Gene Summary: This gene encodes a member of "a disintegrin and metalloproteinase with thrombospondin motifs" (ADAMTS) family of multi-domain matrix-associated metalloendopeptidases that have diverse roles in tissue morphogenesis and pathophysiological remodeling, in inflammation and in vascular biology. In certain mouse strains (C57BL/6, for example) an intracisternal A-type particle (IAP) retrotransposon sequence is located in the intron 23 that causes an alternate splicing event resulting in a shorter transcript variants encoding shorter isoforms. The encoded preproprotein undergoes proteolytic processing to generate an active enzyme that cleaves von Willebrand factor (VWF) in circulating blood. [provided by RefSeq, Jul 2016]