

Product datasheet for MR231775

Pitpnm2 (NM_001289472) Mouse Tagged ORF Clone

Product data:

Product Type:	Expression Plasmids
Product Name:	Pitpnm2 (NM_001289472) Mouse Tagged ORF Clone
Tag:	Myc-DDK
Symbol:	Pitpnm2
Synonyms:	mKIAA1457; NIR3; Rdgb2; RDGBA2
Vector:	pCMV6-Entry (PS100001)
E. coli Selection:	Kanamycin (25 ug/mL)
Cell Selection:	Neomycin
ORF Nucleotide Sequence:	>MR231775 representing NM_001289472 Red=Cloning site Blue=ORF Green=Tags(s)

TTTTGTAATACGACTCACTATAGGGCGGCCGGAATTCGTCGACTGGATCCGGTACCGAGGAGATCTGCC
GCC**CGATCGCC**

ATGATCATAAAGGAATACCGGATCCCCTGCCAATGACCGTGGATGAATACCGCATTGCCAGCTGTACA
TGATACAGAAGAAGAGCCGGAATGAGACCCACGGCAAGGCAGCGGGTAGAGATCCTGGAGAACCAGCC
CTACACAGACGGCCTGGCGGCTCCGGCAATACACCCACAAGGTGTATCATGTGGGCATGCACATTCCT
GGCTGGTTTCGCTCCATCTTGCCAAAGCAGCCTTGCGGGTGGTGGAGGAGTCCTGGAATGCCTACCCT
ATACCCGAACAAGTTACCTGCCCTTTGTGGAGAAGTTCTCCATTGACATTGAAACCTTTTATAGAG
AGACACTGGGGAAAAACAATAATGTGTTCAACCTGTCTCCTGTGGAAAAGAGCCAGCTGATAACAGACATC
ATCGACATCGTCAAGGATCCTGTGCCCCAGTGAGTAAAGACAGAAGAAGACCCCAAGCTGTTCCAGT
CAGTCAAGACTTGCCGGGACCTCTTTCTGAAACTGGATTGAGGAGTACAAGAAGCGGCTCCTCCCAT
CATGTGCGCCTACAAGCTCTGCAAGGTGGAGTCCGATACTGGGCGATGCAGTCCAAGATTGAAAGGTT
ATCCATGACACAGGTCTGCGCGGGTATGGTGGAGGGCCACCGCAGGCCTGGTCTGGCAGGACGAGT
GGTACGGACTGACCATGGAGAAAAATCCGAGAGCTGGAGAGGAGGTGCAGCTCATGCTGCCGAAAAT
GGCCAGTTTTTCGAGGAAGGCCCTCAGAACTAAGCAAGGACAGTGCCACCAAGGACCGCATCTGGA
ACAACCTCTGATCCTGGCAGAAAAACGGGAGCCTCTGGGGCGGGCCTGAAGAAGCAGTGGTCCACCT
CCTCCAAGTCTCAAGTCTCAAGCGGGGAGCCAGCCCTCCCGACATAGCATCTCAGAGTGGAGGAT
GCAGAGTATCGCCAGGACTCCGACGAAGGCTCGGAAGAGGAGTCTTCGATGCACATGAGAACCTGTAC
TGCACAGAGGAAAAACAAGCAAGGACATGACCAAGTGGAACTCCAACGACCTCATGGACAAAATGGAGA
GTCCGGAGCCTGAGGAATCACAAGATGAAATCTACCAGCAGAGTGGCTCTGAGTTCAGGGTGGCCTCCAG
CGTGGAGCAGCTGAACATCATCGAGGATGAGGTGAGCCAGCCACTAGCCGCGCCACCCTCAAGATTAC
GTGCTGCTGCTGGTGTGATGGAGGCACCATCCTGGACTGGAGCGGGGACCCAGCTCCAAGCAGG
GGGACACCAATACTATACCAACGTGTTGACACCGTATGCGCGTGCACTACCCAGTGCCTAGGCCA
CCTAGCCATCCGCTGGTGCCTGCCACCCATCTGTGCTGATGCCTTCGCCCTCGTCTCAACCTCAGT
CCCTATGGCCATGATGAGGGCTGTCTGTCTAGCAGCCAGGACCACATCCCCTAGCTGCCCTGCCCTGC



TGGCCACTTCTCACCCAGTACCAGGAGGCAGTTGCTACAGTGATTCAGCGGGCCAACCTGGCCTACGG
AGACTTCATCAAGTCCCAGGAAGGTGTGACCTTCAATGGTCAGGTCTGCCTGATTGGAGACTGTGTTGGG
GGCATCTTGGCATTGATGCCTTATGCTACAGTGGCCAGCCAGTGTCTGAGAGTCAAAGCAGTAGCCGCC
GAGGCAGTGTGGTCAGCATGCAGGACGCTGACCTGCTGTCCCCGGGCACCCTGGCGAATGCAGCACACTG
CTCCGGTGGCAGTGGCGGTGGCGGCAGCGGAGGCTCCAGCCTGGAGAGCAGTCCGCACCTGAGCCGCAGC
AACATTGACATCCCCGAAGCAACGGCACTGAGGACTCCAGAAGGCAGCTGCCCGCAAAAGGAGTGACT
CGTCCACCTATGAGCTGGACACCATCCAGCAGCACCCAGGCTTCCATCCAGCCTCCAGCCAGCGTGCT
GAGGAATGAGCCAGCTCCCGCCGCTCAAGCAGTTCACGATGCTGGACGGTGCCGGGGCCCTGGGCAAG
TTTGACTTCGAGATTGCCGACCTTCTCCTTTCGGGTGCCCGCTGGGGTGTAGCTTAGCCTTGAGGAAAA
CAGTCATCCCTTCCCTGGACGTTTTCCAGCTGCGTCCAGCGTGTGAGCAAGTGTACAACCTTCCACCC
CGCGGACCCCTCAGCCTCCCGCTGGAGCCGCTGCTGGAGCGGCTTCCACAGCCTGCCGCTTTCAGC
ATCCCTCGGTACCAGCGTACCCGCTGGGGGACGGCTGCTCCACACTGCTGGCGGATGTGCTTCCAGCC
ACAACACAGTCTCCAAGAGCATGCAGCCCCCTCGTCACCTGGCACAGCCCTGCTGGCCGTGGCTTCCG
CAGAGCCAGTGAGATCAGTATCGCCAGTCAGGTGTGAGGATGGCCGAGAGCTACACAGCGTCCAGCATC
GCCAGAAGGGTCCCTCGTCTCAACACACCCCGCATCAGGCGCTATCCTTGCTCGCCCTGCCCC
CCCCATCCCTACCACCCAGGGTCCCCGTGCCAGGGCAAGGCAGGTGAGCCCCAACCTGGAGCGGGCCCC
CTGCCTCCCTGACTTGGACATCGGAGAAGTTGCTGCCAAGTGGTGGGGACAGAAGCGGATTGACTATGCC
CTGATTGCCCGGACGCCCTCACGGCTTCCCCACGGTGGCTTCCCCACCTTCCACGCCAGTACT
GGGAGTCAACCGACGTGGTCTCCTTTCTGCTGAGACAGGTGATGCCGCACGACAGCTCGAGCATCTAGA
GCTGGACGGCAAGGAGGTGTCCGTGTTACGCCTTCCAGCCAGGAAAGGTGGCAGCGCAAGAGGACC
CACGTGAAGTGCAGAACGTGGCAGCAACCACCGGATCAATGACGCAGTTGCCAATGAGGATGGCCCGC
AGGTTGTGACGGCCGGTTCATGTATGGGCCCTTAGACATGGTCAACCCTGACTGGGAAAAGGTGGATGT
GCACATCATGACCAACCACTTCAGGTGAGTGGCTGCACCTAGACACTTAGTGACCAACAGCAGTGGG
CGGCTCTCTACACCATTCCAGAAACACACCGCTGGGGGTGGGCTCTACCCCATCAAGATGGTGGTCA
GGGAGACCACACATTGCCGACAGCTACATCACTGTGCTCCCCAGGGGCACAGATTTGTGGTCTTCAG
TATAGACGGCTCCTTTGCCGCCAGTGTGTCCATCATGGGCAGCGACCCCAAGGTGCGCGCCGGGGTGTG
GACGTGGTGCACACTGGCAGGACCTGGGCTACCTCATCATCTATGTGACCGGCCGGCCGACATGCAAA
AGCAGCGGGTGGTGGCATGGCTGGCTCAGCACAATTTCCCTCATGGTGTGGTGTCTTCTGTGATGGCT
GGTGCACGACCCACTGCGCCACAAGGCTAACTTCTGAAGCTGCTCATCTCTGAGCTTACCTGCGCGCA
CATGGGCTACGGCTCCACGAAGGATGTCGCAGTCTATAACTCCATCAGCCTCTCTCCCATGCACATCT
ACATTGTGGGCCGCCCAAGAAGCTGCAGCAGCAGTCCAGTTCATCACGGACGGCTATGCGGCCCA
CCTGGCCAGCTCAAGTACAATCACCGGCTCGCCAGCCGGAACACGGCCACGCGCATGGCTTTGCGC
AAGGGCAGCTTCGGCTACCTGGCCAGAGTGACTTCTTTCGCTCTCGGAATCACCTGCTCCGCACCATCT
CGGCCAGCCAGTGGGCCAGCCATCGGCACGATCGGACACAGACCCAGATGGACAGCGAGCAGCGGGG
CCAGCGCAGCATGAGCGTGGCAGCCAGCTGCTGGGGCCGAGCCATGGCAGGCCGGCTTGAACCAGGGGCA
GCCACGGGACCCAAG

ACGCGTACGCGGCCGCTCGAGCAGAACTCATCTCAGAAGAGGATCTGGCAGCAATGATATCCTGGATT
ACAAGGATGACGACGATAAGGTTTAA

Protein Sequence: >MR231775 representing NM_001289472
 Red=Cloning site Green=Tags(s)

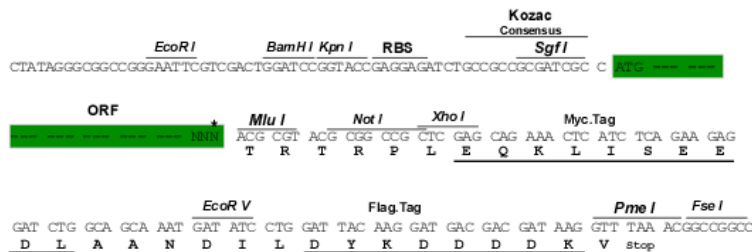
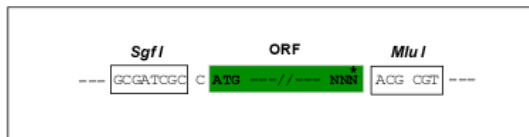
MIKEYRIPLPMTVDEYRIAQLYMIQKKSERNETHGQSGSVEILENRPYTDGPGGSGQYTHKVYHVMHPI
 GWFRSILPKAALRVVEESWNAYPYTRTRFTCPFVEKFSIDIETFYKTDGNNVFNLSPEKSQLITDI
 IDIVKDPVPPSEYKTEEDPKLFQSVKTCRGLSENWIEYKRLPLMCAKYLCKVEFRYWMQSKIERF
 IHDTGLRRVMVRAHRQAWCWQDEWYGLTMEKIRELEREVQLMLSRKMAQFSEEGPSELKSDSATKDQASG
 TTSDPGSKNGEPLGRGLKKQWSTSSKSSRSGKASPSRHSISEWRMQSIARDSDEGSEEEFFDAHENLY
 CTEEKQAKDMTKWNSNDLMDKMEPEPEESQDEIYQSGSEFRVASSVEQLNIEDEVSQPLAAPPKIH
 VLLLVLHGGTILDTGAGDPSSKQGDNTITNVFDTVMRVHYPALGHLAIRLVPCPPICADAFALVSNLS
 PYGHDEGCLSSSQDHIPLAALPLLATSSPQYQEAATVIQRANLAYGDFIKSQEGVTFNGQVCLIGDCVG
 GILAFDALCYSQGPVSESSSSRRGSVSMQDADLLSPGTLANAHCSSGSGGGSSLESSRHLRS
 NIDIPRNGTDSRRQLPRKRSSTYELDTIQHQAFSSLHASVLRNEPSSRRSSSTMLDGAGALGK
 FDFEIALDFLFGCPLGLVLALRKTIVIPSLDVFQLRPACQVYVNLFHPADPSASRLEPLLERRFHSPLPFS
 IPRYQRYPLGDGCSTLLADVLQTHNTVFQEAAPSSPGTAPAGRFRRASEISIASQVSGMAESYASSI
 AQKGPSSLNHTPSIRRLSLLALPPPSPTTQGPARRARQVSPNLERAPCLPDLDIGEVAAKWVGQKRIDYA
 LYCPDALTAFPTVALPHLFHASYWESTDVVSFLLRQVMRHDSSSILELDGKEVSVFVTPSQPRERWQRKT
 HVKLRNVAANHRINDAVANEDGPQVVTGRFMYGPLDMVTLTGEKVDVHIMTQPPSGEWLHDLTLVTNSSG
 RVSYTIPEHRLGVGVYPIKMVVRGDHTFADSYITVLRGTEFVVFSDIGSFAASVSIMGSDPKVRAGAV
 DVVRHWQDLGYLIIYVTGRPDMQKQRRVVAWLAQHNFPHGVVVFCDGLVHDPLRHKANFLKLLISELHLRA
 HAAYGSTKDVAVYNSISLSPMHIYVGRPTKKLQQCQFIDTGYAAHLAQLKYNHRARPANTRMALR
 KGSFGLPGQSDFLRSRNHLLRTISAQPSGSPSHRHDRTQTQMDSEQRGQRSMSVAASCWGRAMAGRLEPGA
 ATGPK

TRTRPLEQKLISEEDLAANDILDYKDDDDKV

Restriction Sites:
 Cloning Scheme:

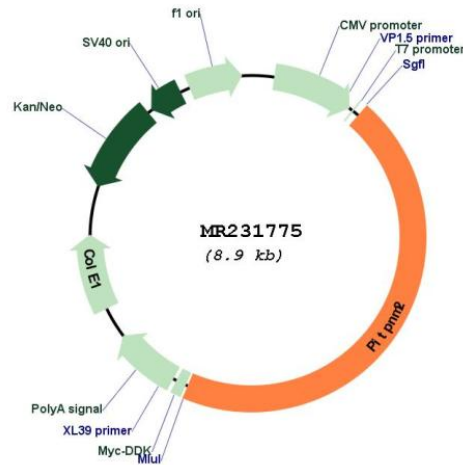
SgfI-MluI

Cloning sites used for ORF Shuttling:



* The last codon before the Stop codon of the ORF

Plasmid Map:



ACCN: NM_001289472

ORF Size: 4005 bp

OTI Disclaimer: The molecular sequence of this clone aligns with the gene accession number as a point of reference only. However, individual transcript sequences of the same gene can differ through naturally occurring variations (e.g. polymorphisms), each with its own valid existence. This clone is substantially in agreement with the reference, but a complete review of all prevailing variants is recommended prior to use. [More info](#)

OTI Annotation: This clone was engineered to express the complete ORF with an expression tag. Expression varies depending on the nature of the gene.

Components: The ORF clone is ion-exchange column purified and shipped in a 2D barcoded Matrix tube containing 10ug of transfection-ready, dried plasmid DNA (reconstitute with 100 ul of water).

Reconstitution Method:

1. Centrifuge at 5,000xg for 5min.
2. Carefully open the tube and add 100ul of sterile water to dissolve the DNA.
3. Close the tube and incubate for 10 minutes at room temperature.
4. Briefly vortex the tube and then do a quick spin (less than 5000xg) to concentrate the liquid at the bottom.
5. Store the suspended plasmid at -20°C. The DNA is stable for at least one year from date of shipping when stored at -20°C.

RefSeq: [NM_001289472.1](#), [NP_001276401.1](#)

RefSeq Size: 6941 bp

RefSeq ORF: 4008 bp

Locus ID: 19679

UniProt ID: [Q6ZPQ6](#)

Cytogenetics: 5 63.39 cM

MW: 148.5 kDa

Gene Summary: Catalyzes the transfer of phosphatidylinositol and phosphatidylcholine between membranes (in vitro). Binds calcium ions (By similarity).[UniProtKB/Swiss-Prot Function]