

Product datasheet for MR231707

Jarid2 (NM_001205043) Mouse Tagged ORF Clone

Product data:

Product Type:	Expression Plasmids
Product Name:	Jarid2 (NM_001205043) Mouse Tagged ORF Clone
Tag:	Myc-DDK
Symbol:	Jarid2
Synonyms:	Jmj; jumonji
Mammalian Cell Selection:	Neomycin
Vector:	pCMV6-Entry (PS100001)
E. coli Selection:	Kanamycin (25 ug/mL)
ORF Nucleotide Sequence:	>MR231707 representing NM_001205043 Red=Cloning site Blue=ORF Green=Tags(s)

TTTTGTAATACGACTCACTATAGGGCGGCCGGAATTCGTCGACTGGATCCGGTACCGAGGAGATCTGCC
GCC**CGATCGCC**

ATGAGCAAGGAAAGACCCAAGAGGAATATCATTGAGAAGAAATACGATGACAGCGATGGGATCCCCTGGT
CAGAAGAGAGAGTTGTACGAAAAGTCCTGTATTTGTCCCTAAAGGAATCAAGAATGCACAGAAAAGGCA
GCATGGGAAAGGCCTTGCCGGGAGCCTGAAGGCGGTAAATGGGCTTCTTGGTAATGCCAGGCTAAGGCA
CTAGGACCAGCCTCAGAGCAGTCAGAGAACGAGAAGGATGATGCCTCCCAAGTGCCTCTACTAGCAACG
ATGTTAGTCTTCAGATTTTGAAGAAGGGCCGTCGAGGAAAAGGCCAGGCTGCAAGCACAAAGGAAGTT
TGCTCAATCTCAGCCGAATAGTCCAGCACAACTCCAGTGAAGATAGTGGAGCCTTTGCTACCCCGCCA
GCTACTCAAATTTCTGACCTCTCTAAAAGGAAGCCTAAGACAGAAGACTTTCTTACCTTTCTCTGCCTTC
GAGGTTCTCCTGCGCTGCCAACAGTATGGTATATTTTGGAAAGCTCTCAGGATGAGGAGGATGTCGAAGA
GGAAGATGATGAGACGGAAGATGTCAAAGCAACCACCAACAATGCTTCATCTTGTGCCAGTCAACCCCC
AGGAAAGGAAAACCCATAAGCATGTACACAACGGGCAGTTTTCAATGGCTCCAGTAGGTCAGCACGGG
AGAAAGAGCCTGCTCACAAACACAGAAGCAAAGAGGCCACTCCGGGAAGGAGAAGCACAGCGAGCCAG
GGCAGACAGCCGGAGAGAAACAGGCTTCAGGGGCTCAGCCCACGGCCGCTCGGCTGCGGCTTCTCTGCC
AAGGGACTTGCTGCCAACCAACCTCCCTTCGCATCGGCTGCTCAGGACTTACGGAACAGGTGT
CTAAGGTAATGGAGTCACTCGAATGTCTCTGGGTGCAAGTACAAACAGTGCCAAAAAGATCCGAGA
AGTCAGACCTTACCATCCAAAAGTGTGAAGTACACTGCCACAGTGACCAAGGGGACTGTACATACACC
AAAGCCAAGAGAGAACTGGTCAAGGAAACCAACCAACCACCAAAACCAAGTTCAGCTGTCAACCACA
CAATCTCAGGGAAAAGTAAAAGTAGCAATGCAAAAACCCGCAACAGGTGCTATCCCTTGGGGGGCGTC
CAAGTCCACCGGGCTGCTGCCAGTGGCCTCAAGGCCAGCAGGTTGAACCAAGTCACTGACTAAG
GAGGTGGGGGGCGCAGCTGAGGGAGGGGCTGCGGAATCCAAAAGGAGACTGGAAGAGGCACAGCAAG
TGGACAAGCCGAGTCACCCCAAGAAGTGAAGGGGGTGGCAGGCAATGCTGAAGCCCTGGCAAAA
GGCCTCAGCGGCTCAGGAGAAAAGTCTCTGCTGAATGGACACGTGAAGAAGGAAGTCCCGAGCGAAGT



[View online »](#)

TTGAAAGGAATCGGCCAAAGCGGGCCGCGGCTGGCAAGAATATGCTGGGCAAACAAGCACATGGCAAGA
CAGAGGGCACCCCTGTGAAAATCGTTCTACCTCGCAACCCGAGTCTCGCACAAGCCGCATGACCCACA
GGGCAAGCCAGAGAAGGGGAGCGGCAAGTCTGGGTGGGACAGCATGGACGAGATCCCTGTCTCAGGCC
TCCGCCAAGGAGTTCCACGACCCGCTCATCTACATCGAGTCAGTACGTGCTCAGGTGGAGAAGTACGGGA
TGTGTCGCGTGATTCCCCCTCCAGACTGGCGGCCAGAGTGCAAGCTCAACGATGAGATGCGCTTGTGAC
GCAGATCCAGCACATCCATAAGCTGGCCGCGCTGGGCCCCAACGTGCAGCGGCTAGCTGCATAAAG
AAGCACCTCAGATCTCAGGGCATCACCATGGATGAGCTCCCCCTCATAGGAGGCTGTGAGCTCGACTGG
CCTGCTTTTTCCGGCTGATTAATGAGATGGGCGCATGCAGCAAGTGAAGTACTGACCTCAAAAAATGGAACAA
ACTAGCAGACATGCTGCGCATTCCAAAACTGCCAGGACCGGCTGGCCAAGCTGCAGGAGGCTACTGC
CAGTACCTGCTTCTATGACTCCCTGTCCCCGAGGAGCACCGACGGCTGGAGAAGGAGGTGCTGATGG
AGAAGGAGATCTGAAAAGCGCAAAGGCCATTAGAGGGGCACACGGAGAGCGACCACCACAAGTTCCA
CTCCCTGCCCGCTTTGAGCCAAAGATGGGCTCGTCCACGGTGTACACCTAGGAATGGATTCCGTAGC
AAGCTCAAGGAGGTGGCCGGGCCCCACTGAAGACGGCCGGCGGCGGCTGTTGCTCAGAAAAAGAAG
TGGTCAAAGAGGAGGAAGAAGACAAAGGTGCTCAATGACTTCCACAAGTGCATCTATAAGGGAAGATC
TGTTTCTCTAACAACTTTTTATCGAACAGCAAGAAACATCATGAACATGTGTTTCAGCAAGGAGCCCGCA
CCAGCAGAGATTGAGCAAGACTGAGGTTAGTGAAGAGAAGGACTGTCATGTGGCAGTTCACTGCG
GAAAGGTGGACACTAATACCCATGGCAGCGGGTCCCCTGGGAAAATCAGAACCCTTTTCAAGGCATGG
ATGAAACCTCACTGTCTCCCAAATAACACAGGGTCCATCCTGCGTCACCTTGGTGTGTGCTGGAGTG
ACTATTCCTGGCTAAATATTGGCATGGTCTTTTCTACCTCATGCTGGTCTCGAGACCAAAATCACCTTC
CATATATTGACTACTTACACACTGGTGTGACTGCATTTGGTATTGCATTCTGCTGAGGAGGAGAACAA
GCTGGAGGACGTAGTCCACACTGTGTCAGGGCAATGGTACCCAGGGCTGCAGATGCTGGAGAGCAAT
GTAATGATCTCCCAGAGGTGCTGTGCAAGAAGGGATCAAGGTCCACAGGACTGTACAGCAGAGTGGGC
AGTTTGTGCTGCTTCCCGGGATCCTTTGTGTCCAAAGTATGTTGTGGCTACAACGCTCAGAGACAGT
GCACTTTGCTACCACCCAGTGGACAAGCATGGGCTTCGAGACTGCCAAGGAGATGAAGCGCCGCATATA
GCTAAGCCATTCTCCATGGAGAAGTTGCTCTACCAGATTGCAACAAGCAGAAGCAAAAAAGGAAAATGGTC
CCACCCTCAGTACCATCTCAGCCCTTCTGGATGAGCTCAGGGATACAGAGCTGCGGCAGCGCAGGCTGTT
GTTGAGGCTGGCCTTCACTCTTCTGCACGCTATGGCAGCCACGACGGCAACAGCACAGTGGCGGATGGG
AAGAAAAAGCCTCGAAAGTGGCTACAGCTGAAAACCTCAGAAAGGAGGTGCCAGATCTGCCAGCACTTGT
GCTACCTGTCCATGGTGGTACAGGAGAATGAGAATGTCGTGTTCTGCCTGGAGTGTGCACTGCGCCATGT
GGAGAAGCAGAAGTCTTGCCGTGGGCTGAAGCTGATGTACCGCTACGATGAGGAGCAGATCATCAGTTG
GTCAACCAGATATGTGGCAAAGTGTCTGGCAAACACGGTGGCATCGAGAAGTGTCTCAACAAACCCACAC
CAAAAAGAGGTCCCCGAAGAGAGCGACCGTGGATGTGCCGCCATCTCGGCTCCCATCTCA

ACGCGTACGCGGCGGCTCGAGCAGAACTCATCTCAGAAGAGGATCTGGCAGCAAATGATATCCTGGATT
ACAAGGATGACGACGATAAGGTTTAA

Protein Sequence: >MR231707 representing NM_001205043
 Red=Cloning site Green=Tags(s)

MSKERPKRNI IQKKYDSDGIPWSEERVVRKVL YL SLKEFKNAQKRQHGEGLAGSLKAVNGLLGNAQAKA
 LGPASEQSENEKDDASQVSSTSNVSSSDFEEGSPSRKRPRLQAQRKFAQSQPNPSTTPVKIVEPLLPPP
 ATQISDL SKRKP KTEDFL TFLCLRGSPALPNSMVYFGSSQDEEDVEEDEDV KATTNASSSCQSTP
 RKGKTHKHVHNGHVFN GSSRSAREKEPAHKHRSKEATPGKEKHSEPRADSRREQASGAQPTAASAAASSA
 KGLAANHQP PPSHRSAQDLRKQVSKVNGVTRMSSLGAGTNSAKKIREVRPSPSKTVKYTATVTKGTVTYT
 KAKREL VKETKPNHHPSSAVNHTISGKTESSNAKTRKQVLSLGGASKSTGPAASGLKASSRLNPKSCTK
 EVGGRQLREGLRNSKRRLEEAQQVDKQPSPKMKGVAGNAEAPGKKASAASGEKSLNNGHVKKEVPERS
 LERNRPKRAAAGKNMLGKQAHGKTEGTPCENRSTSQPESHKPHDPQGKPEKSGSGWAAMDEIPVLRP
 SAKEFHDLPIYIESVRAQVEKYGMCRVIPPDPWRPECKLNDEMRFVTQIQHIHKLGRRWGNVQRLACIK
 KHLRSQGITMDELPIGGCELDLACFFRLINEMGGMQQVTDLKKWNKLADMLRIPKTAQDRLAKLQEAYC
 QYLLSYDSL SPEEHRLEKEVLMEKEILEKRKGPLEGHTESDHHKFHSLPRFEPKNGLVHGVTPRNGFRS
 KLKEVGRAPLKTGRRRLFAQEKEVVKEEEDKGLVNDHFHKCIYGRSVSLTTFYRTARNIMMCF SKEPA
 PAEIEQEYWRLVEEKDCHVAVHCGKVDTNTHGSGFPVKGSEPF SRHGWNLT VLPNNTGSILRHLGAVPGV
 TIPWLNIGMVFSTSCWSRDQNHLPYIDYLHTGADCIWYCI PAEEENKLEDVVHTLLQGNNGTPGLQMLESN
 VMISPEVLCKKGIKVHRTVQQSQGFVVCFPGSFVSKVCCGYNVSETVHFATTQWTSMGFETAKEMKRRHI
 AKPFSMEKLLYQIAQAEAKKENGPTLSTISALLDELDRTELRRRLFEAGLHSSARYGSHDGNSTVADG
 KKKPRKWLQLETERRCQICQHLCYLSMVVQENENVVFCLECALRHVEKQKSCRGLKLMRYRDEEQIISL
 VNQICGKVSQKHGGIENCLNKPTPKRGRPRKRA TVDVPPSRLPSS

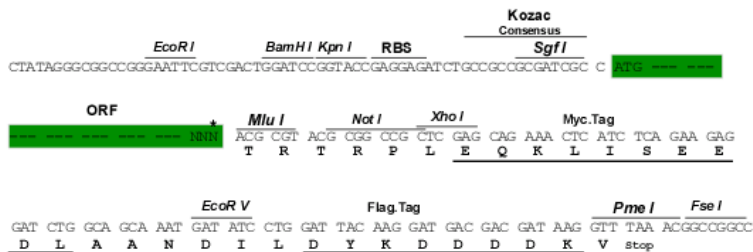
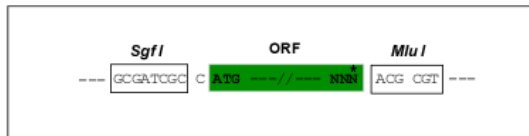
TRTRPLEQKLI SEEDLAANDILDYKDDDDKV

Restriction Sites:

SgfI-MluI

Cloning Scheme:

Cloning sites used for ORF Shuttling:



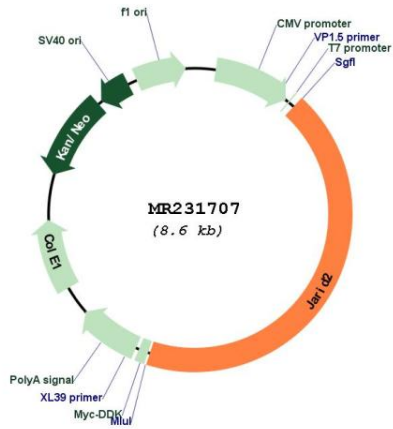
* The last codon before the Stop codon of the ORF

ACCN: NM_001205043

ORF Size: 3702 bp

OTI Disclaimer:	The molecular sequence of this clone aligns with the gene accession number as a point of reference only. However, individual transcript sequences of the same gene can differ through naturally occurring variations (e.g. polymorphisms), each with its own valid existence. This clone is substantially in agreement with the reference, but a complete review of all prevailing variants is recommended prior to use. More info
OTI Annotation:	This clone was engineered to express the complete ORF with an expression tag. Expression varies depending on the nature of the gene.
Components:	The ORF clone is ion-exchange column purified and shipped in a 2D barcoded Matrix tube containing 10ug of transfection-ready, dried plasmid DNA (reconstitute with 100 ul of water).
Reconstitution Method:	<ol style="list-style-type: none">1. Centrifuge at 5,000xg for 5min.2. Carefully open the tube and add 100ul of sterile water to dissolve the DNA.3. Close the tube and incubate for 10 minutes at room temperature.4. Briefly vortex the tube and then do a quick spin (less than 5000xg) to concentrate the liquid at the bottom.5. Store the suspended plasmid at -20°C. The DNA is stable for at least one year from date of shipping when stored at -20°C.
RefSeq:	NM_001205043.1 , NP_001191972.1
RefSeq Size:	5997 bp
RefSeq ORF:	3705 bp
Locus ID:	16468
UniProt ID:	Q62315
Cytogenetics:	13 21.66 cM
MW:	137.4 kDa
Gene Summary:	Regulator of histone methyltransferase complexes that plays an essential role in embryonic development, including heart and liver development, neural tube fusion process and hematopoiesis. Acts by modulating histone methyltransferase activity and promoting the recruitment of histone methyltransferase complexes to their target genes. Binds DNA and mediates the recruitment of the PRC2 complex to target genes in embryonic stem cells. Does not have histone demethylase activity but regulates activity of various histone methyltransferase complexes. In embryonic stem cells, it associates with the PRC2 complex and inhibits trimethylation of 'Lys-27' of histone H3 (H3K27me3) by the PRC2 complex, thereby playing a key role in differentiation of embryonic stem cells and normal development. In cardiac cells, it is required to repress expression of cyclin-D1 (CCND1) by activating methylation of 'Lys-9' of histone H3 (H3K9me) by the GLP1/EHMT1 and G9a/EHMT2 histone methyltransferases. Also acts as a transcriptional repressor of ANF via its interaction with GATA4 and NKX2-5. Participates in the negative regulation of cell proliferation signaling. [UniProtKB/Swiss-Prot Function]

Product images:



Circular map for MR231707