

## Product datasheet for MR231678

### Pcdh9 (NM\_001271798) Mouse Tagged ORF Clone

#### Product data:

Product Type:	Expression Plasmids
Product Name:	Pcdh9 (NM_001271798) Mouse Tagged ORF Clone
Tag:	Myc-DDK
Symbol:	Pcdh9
Mammalian Cell Selection:	Neomycin
Vector:	pCMV6-Entry (PS100001)
E. coli Selection:	Kanamycin (25 ug/mL)
ORF Nucleotide Sequence:	>MR231678 representing NM_001271798 Red=Cloning site Blue=ORF Green=Tags(s)

TTTTGTAATACGACTCACTATAGGGCGGCCGGGAATTCGTCGACTGGATCCGGTACCGAGGAGATCTGCC  
GCCCGATCGCC

ATGGACCTGAGGGATTTTACCTGTTGGCTGCTCTGATTGCCTGTTTAAAGCTGGATTCCGCAATAGCTC  
AAGAACTATTTACACTATTAGAGAGGAATTGCCTGAAAATGTGCCCATAGGAAATATACCAAAGGATCT  
GAATATTTCTCACATCAATGCTGCCACGGGACCAGTGCCAGCCTTGCTACAGACTGGTTTCAAAGCT  
GGGGATGCCCCCTGGTAAAAGTATCGAGTAGCACTGGGGAGATTTTACAACCTCCAACAGAATAGACA  
GAGAAAACCTGTGCTGGGGCTTCATACGCTGAGGAGAAGAGTGCTTCTTGAACCTGAAGTAGTGAT  
CCTCCCCAATGACTTTTTAGGGCTGATCAAAAATCAAGATCATTGTCAAGGATACCAATGATAATGCCCC  
ATGTTTCCGTCTCCTGTCAATATTTCCATCCCAGAGAACAACCTTTGATCAACAGCCGCTTTCCAATCC  
CATCAGCCACAGACCCTGACACGGGCTTCAATGGGGTACAGCATTATGAATTACTAAATGGACAGAGTGT  
TTTTGGACTGGATATCGTGGAACTCCGGAGGGAGAAAAGTGGCCGCAATTGATTGTTTCAGCAGAATTG  
GATAGAGAACAAAAGATACCTATGTGATGAAAATCAAAGTGGAGGATGGGGGCACGCCACAGAAATCGA  
GCACAGCTATTCTCCAGGTCACAGTAAGTGATGTCAATGACAACAGGCCAGTGTTAAAGAGGGTCAAGT  
AGAAGTGCATATCCAGAGAATGCTCCTGTGGGACCTCTGTCAATCAGCTCCATGCCACTGATGCAGAC  
ATAGGCAGTAATGCTGAAATCCGGTATATTTTTGGTGCCAGGTCGCCCTGCAACCAAAAGACTCTTTG  
CTTTAAATAATAAAGCTGGGCTGATAACAGTTCAGAGGCTTTAGATAGGGAAGAGACAGCCATTACAA  
AGTGACAGTGCTGGCTAGTGACGGCAGCTCCACTCCTGCCAGAGCCACCGTGACCATCAATGTCACCGAT  
GTAATGATAACCCTCCAACATAGACCTCAGGTACATTATAAGTCCCATCAATGGCACAGTGTATCTCT  
CTGAGAAAAGCCCTGTCAATACAAAGATTGCCCTCATTACAGTTTCAGATAAGGACACAGATGTGAATGG  
CAAAGTGTCTGTTTTATTGAAAGAGAGGTCCTTTTCAATTTGAAGGCAGTGTATGACAACCAAGTATCTG  
CTAGAGACCTCTCTCTGCTGGACTATGAGGGCACAAAGAATTCAGCTTTAAAATCGTTGCCTCTGATT  
CGGGGAAGCCAGTTTGAATCAGACTGCCCTGGTAAGGGTTAAGCTCGAGGATGAAAATGACAACCCACC  
AATTTTCAACCAGCCTGTAATTGAGCTGTCAAGTTTCTGAAAACAACCCAGCTGGGTTATACTTAACAAT  
ATTAGTGCTACAGATGAAGACAGTGGAAAAATGCAGACATTGTTTATCAGCTTGACCCGAATGCCCTCT  
CTTTGATCTGGACAGAAAGACAGGAGTTTTGACAGCCTCCAGAGTCTTTAACAGGGAGGAACAAGAGCG



[View online »](#)

GTTCAATTTTACAGTAACTGCCAGGGACAATGGGACCCCTCCCCTCCAGAGCCAAGCAGCAGTGATAGTT  
ACTGTTCTGGATGAGAATGACAATAGCCCCAAGTTTACTCATAATCACTTTCAGTTTTTGTGTCTGAGA  
ATCTGCCAAAGTATAGTACTGTGGGGTAAATCACAGTGACAGACGAAGACGCTGGAGAGAATAAAGCTGT  
GACTCTTCCATTCTAAATGACAATGAAAATTTTGTGTTGGATCCCTATTCAGGAGTCATAAAGTCCAAT  
GTCTCCTTTGATAGAGAGCAGCAGAGTTCTACACGTTTGACGTCAAAGCCACCGACGGGGACAGCCAC  
CACGGTCTCTACTGAAAAGTAACTATCAATGTCATGGATGTCAATGACAATAGTCCAGTTGTCATTTT  
TCCACCATCCAACACCTCCTTTAAGTTGGTGCCCTCTCAGCCATTCTGGTTCTGTGGTTGCTGAAGT  
TTTGCGGTGGATATTGACACCGGAATGAATGCAGAACTCAAGTATACCATAGTGAGCGGGAACAACAAGG  
GATTATTTTCGGATTGATCCAGTAAACAGGCAATATCACCTTAGAAGAGAAGCCAGCACCTACTGATGTGGG  
CCTGCACCGTCTTGTGGTCAACATAAGTGACCTGGGGTACCCTAAGGCTTTCACACTCTCGTGCTGGTA  
TTTCTTTATGTGAACGACACTGCTGAAACACCTCATATATATGACTTGATCCGTAGGACTATGGAGA  
CCCCACTGGACCGGAACATAGGAGATAGTGGTCAACCTTATCAGAACGAGGACTATCTCACCATCATGAT  
TGCCATCGTTGCTGGGGCCATGGTGGTCATTGTTGTGATCTTTGTACGGTGCTGGTGCCTGTCGCCAT  
GCGTCCAGTTCAAGGCCGCTCAGAGGAGCAAACAAGGGGCTGAATGGATGTCCCAAACCAGGAGAATA  
AACAAAATAAGAAAAGAAACGGAAGAAAAGAAAGTCGCCAAGAGTTCTCTTTGAACTTTGTTACTAT  
TGAAGAGTCCAAACCCGATGATGCCGTTTCAAGCCCATCAATGGGACCAATAAGCCTGCCTGCCGAGCTG  
GAGGAACAGGGTATAGGAAGATTTGACTGGGGCCAGCCCTCCAACCACCTTCAAGCCTAACAGCCCTG  
ACCTGGCCAAGCACTACAAGTCGGCCTCTCCTCAGCCCGTTTTTCATCTCAAACCTGACACTCCAGTTTC  
TGTGAAAAGCACCACGTCATTCAAGAGCTCCCGTTGGACAACACCTTTGTTGGGGGCTGCGACACCCCT  
TCCAAACGCTCCTCCACTAGTTCAGATCACTTCAGTGCCTCAGAGTGCAGCTCCAAGGAGGCTTCAAGA  
AAGCTGCAGTGACAGTGGTCTGGGAGACCAGACCGGTGGTAGTGGAACCTGATCTCACACCCTCTT  
CCTCTGGTTCAGCCACAGGACGAATTCTACGACCAGGCTCTCCGGACAAGAGGACCGAAGCAGATGGCA  
ACTCGGATCCCAATTCTGATGGACCTCTGGGTCCCGAGGTTTAGCTGAAGCTACAGAGATGTGCACTCA  
AGAGTGTCTGTTTTGGTCACTCTGATAATTGCTGGATGCCTCCTGGCTTGGTCCATACCAACACCT  
AAATCTCCTCTGTCAACCTTTGCACCCAGAAAGAATGGATCAAGAAAGACAAGCTTGTGAATGGGCACA  
CCCTGACAAGAGCGTGGAAAGAAGACCAACAGGAACCAATTCAATGACCGTAAGCAGTATGGCTCCAA  
TGAAGGCCATTTCAACAATGGCGGCCACATGGCGGACATTCTCTGGCAAATCTGAAGTCTATAAGCAA  
GCAGGAGGCACGATTGAGAGTCTAAGGAGCACCAACTT

ACGCGTACGCGGCCGCTCGAGCAGAACTCATCTCAGAAGAGGATCTGGCAGCAAATGATATCCTGGATT  
ACAAGGATGACGACGATAAGGTTTAA

**Protein Sequence:** >MR231678 representing NM\_001271798  
 Red=Cloning site Green=Tags(s)

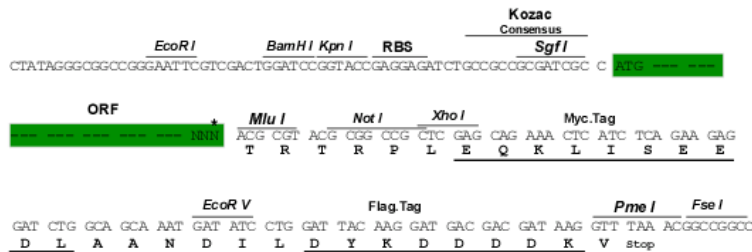
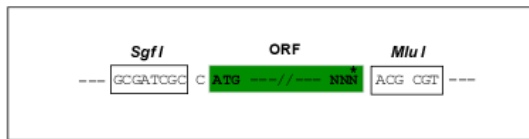
MDLRDFYLLAALIACLRLDIAIAQELIYTIREELPENVPIGNIPKDLNISHINAATGTSASLVYRLVSKA  
 GDAPLVKVSSTGEIFTTSNRIDREKLCAGASYAEENECEFFELVILPNDFFRLIKIKIIVKDTNDNAP  
 MFPSPVINISIPENTLINSRFPISATDPDTGFNGVQHYELLNGQSVFGLDIVEPEGEKWPQLIVQNL  
 DREQKDTYVMKIKVEDGGTPQKSSAILQVTVSDVNDNRPVFKEGQVEVHIPENAPVGTSVIQLHATDAD  
 IGSNAEIRYIFGAQVAPATKRLFALNNTTGLITVQRSLDREETAIHKVTVLASDGSSTPARATVTINVTD  
 VNDNPPNIDLRYIISPINGTVYLSEKDPVNTKIALITVSDKDTDVNGKVICFIEREVPFHLKAVYDNQYL  
 LETSSLLDYEGTKEFSFKIVASDSGKPSLNQTALVRVKLEDENDNPPIFNQPVIELSVSENNRRGLYLT  
 ISATDEDSGKNADIVYQLGPNASFFDLDRKTGVLASRVFNREEQERFIFVTARDNGTPLQSQAAVIV  
 TVLDENDNSPKFTHNHQFFVSENLPKYSTVGIVTVDDEDAGENKAVTLSILNDNENFVLDPYSGVIKSN  
 VSFDRQQSSYTFDVKATDGGQPPRSSTAKVTINVMDVNDNSPVVISPPSNTSFKL VPLSAIPGSVVAEV  
 FAVDIDTGMNAELKYTIVSGNKGFLRIDPVTGNITLLEEKPAPTDVLHRLVNI SDLGYPKALHTLVLV  
 FLYVNDTAGNTSYIYDLIRRTMETPLDRNIGDSGQPYQNE DYLTIMIAIVAGAMVIVVIFVTVLVRCHR  
 ASRFKAAQRSKQGAEWSPNQENKQK KKKRKRKSPKSLLNFV TIEESKPDDAVHEPINGTISLPAEL  
 EEQIGIRFDWGPAPPTTFKPNSPDLAKHYKSASPQAFHLKPDTPVSVKHHVIQELPLDNFVGGCDTL  
 SKRSSTSSDHFSAECSQGGFKTKGPLHTRQSQRRTV FHLPDGSQESCSDSGLGDHEPVGSGTLISHPL  
 PLVQPQDEFYDQASPDKRTEADGNSDPNSDGPLGRGLAEATEMCTQECLVLGHSNDCWMPPLGPYQHP  
 KSPLSTFAPQKEWIKKDKLVNGHTL TRAWKEDTNRNQFNDRKQYGSNEGHFNNGGHMADIPLANLKS YKQ  
 AGGTIESPKEHQL

TRTRPLEQKLISEEDLAANDILDYKDDDDKV

**Restriction Sites:** SgfI-MluI

**Cloning Scheme:**

Cloning sites used for ORF Shuttling:



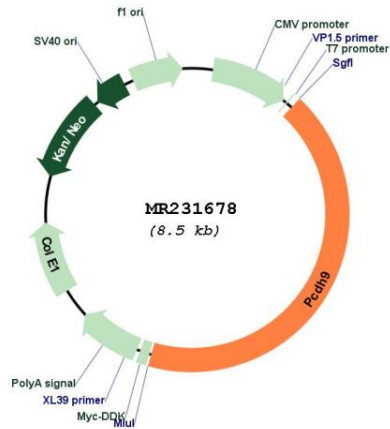
\* The last codon before the Stop codon of the ORF

**ACCN:** NM\_001271798

**ORF Size:** 3609 bp

<b>OTI Disclaimer:</b>	The molecular sequence of this clone aligns with the gene accession number as a point of reference only. However, individual transcript sequences of the same gene can differ through naturally occurring variations (e.g. polymorphisms), each with its own valid existence. This clone is substantially in agreement with the reference, but a complete review of all prevailing variants is recommended prior to use. <a href="#">More info</a>
<b>OTI Annotation:</b>	This clone was engineered to express the complete ORF with an expression tag. Expression varies depending on the nature of the gene.
<b>Components:</b>	The ORF clone is ion-exchange column purified and shipped in a 2D barcoded Matrix tube containing 10ug of transfection-ready, dried plasmid DNA (reconstitute with 100 ul of water).
<b>Reconstitution Method:</b>	<ol style="list-style-type: none"> <li>1. Centrifuge at 5,000xg for 5min.</li> <li>2. Carefully open the tube and add 100ul of sterile water to dissolve the DNA.</li> <li>3. Close the tube and incubate for 10 minutes at room temperature.</li> <li>4. Briefly vortex the tube and then do a quick spin (less than 5000xg) to concentrate the liquid at the bottom.</li> <li>5. Store the suspended plasmid at -20°C. The DNA is stable for at least one year from date of shipping when stored at -20°C.</li> </ol>
<b>RefSeq:</b>	<a href="#">NM_001271798.1</a> , <a href="#">NP_001258727.1</a>
<b>RefSeq Size:</b>	6129 bp
<b>RefSeq ORF:</b>	3612 bp
<b>Locus ID:</b>	211712
<b>Cytogenetics:</b>	14 45.8 cM
<b>MW:</b>	132.7 kDa
<b>Gene Summary:</b>	This gene encodes a member of the protocadherin family, and cadherin superfamily, of transmembrane proteins containing cadherin domains. These proteins mediate cell adhesion in neural tissues in the presence of calcium. The encoded protein may be involved in signaling at neuronal synaptic junctions. Sharing a characteristic with other protocadherin genes, this gene has a notably large exon that encodes multiple cadherin domains and a transmembrane region. Alternatively spliced transcript variants encoding multiple isoforms have been observed for this gene. [provided by RefSeq, Nov 2012]

Product images:



Circular map for MR231678