

Product datasheet for **MR231270**

Dnm2 (NM_001253894) Mouse Tagged ORF Clone

Product data:

Product Type:	Expression Plasmids
Product Name:	Dnm2 (NM_001253894) Mouse Tagged ORF Clone
Tag:	Myc-DDK
Symbol:	Dnm2
Synonyms:	b2b2159Clo; Dyn2; Udnm
Vector:	pCMV6-Entry (PS100001)
E. coli Selection:	Kanamycin (25 ug/mL)
Cell Selection:	Neomycin



[View online »](#)

ORF Nucleotide Sequence:

>MR231270 representing NM_001253894
 Red=Cloning site Blue=ORF Green=Tags(s)

TTTTGTAATACGACTCACTATAGGGCGGCCGGGAATTCGTCGACTGGATCCGGTACCGAGGAGATCTGCC
 GCC**CGATCGCC**

ATGGGCAACCGCGGGATGGAAGAGCTCATCCCGCTGGTTAAACAAGCTGCAGGACGCCTTCAGCTCCATCG
 GTCAGAGCTGCCACCTGGACCTGCCGAGATCGCCGTGGTGGGCGCCAGAGCGCCGGCAAAAGTTCGGT
 GCTCGAGAACTTCGTGGGCCGGGACTTCCTTCCACGAGGATCAGGAATTGTCACCCGGAGGCCTCTCATT
 CTGCAGCTCATCTTTCCAAAACAGAATATGCGGAATTTTTCAGCTGCAAGTCCAAAAAATTTACAGACT
 TTGATGAAGTCCGGCAGGAGATCGAAGCAGAGACTGACCGGGTACAGGCACCAACAAAGGCATCTCCCC
 TGTGCCATCAACCTTCGGTCTACTCACCACAGTGTGAAGTTCAGCCCTCATCGACTCCAGGCATC
 ACTAAGGTGCCGGTGGGGACCAGCCGACAGATCGAGTACCAGATCAAGGACATGATCCTGCAGTTCA
 TCAGCCGCGAGAGCAGCCTCATTCTTCCGTACACCTGCCAACATGGACTTGGCCAACTCAGACGCCCT
 CAAGCTGGCCAAGGAGGTGGACCCCAAGGCCTACGGACCATCGTGTGCATCACAAGCTAGACTTGATG
 GATGAAGGCACAGACGCCAGGGATGTCTGGAAAACAAGCTACTGCCCTTGAGAAGAGGCTATATCGGGC
 TGGTTAACCGAAGCCAGAAAGACATCGAGGGCAAAAAGGACATCCGGGCTGCTCTGGCAGCCGAGAGGAA
 ATTCTTCTCTCCACCCAGCCTACCGGCACATGGCTGACCGCATGGGCACCCACACTTGCAAAAAACC
 CTGAACCAGCAACTGACCAACCACATCCGAGAGTCACTGCCGACCTTCGAGCAAGCTGCAGAGCCAAC
 TGCTGTCCCTGGAGAAGGAAGTGAAGAGTACAAGAATTTCCGGCCTGATGACCCACGCGCAAGACCAA
 AGCCCTGCTGCAGATGGTTCAGCAGTTTGGAGTGGACTTGGAGAAGCAATTGAAGGCTCGGGAGATCAA
 GTAGACACACTAGAGTTGCTGGTGGAGCCGCATCAATCGTATCTTTCATGAGCGCTTTCCCTTTGAAC
 TGGTAAAGATGGAGTTTATGAGAAAGATCTACGAAGAGAGATCAGCTATGCTATTAAGAACATCCACGG
 AGTCAGAACTGGGCTCTTACGCCGGATTGGCGTTTCGAGGCCATTGTGAAAAAGCAGGTGGTCAAGCTG
 AAAGAGCCCTGTCTGAAATGCGTGGACCTGGTTATCCAGGAGCTAATCAGTACAGTTAGGCAAGTGCACCA
 GCAAGCTGAGTTCCTACCCCGGCTGCGAGAGGAGACCGAGCAATTGTCACCACCTACATCAGGGAGCG
 AGAAGGGAGAACCAAGGACCAGATTCTTCTTCTGATTGACATTGAGCAGTCGTACATCAACACAAACCAT
 GAAGACTTCATTGGATTTGCCAATGCCAGCAGAGGAGCAGCAGCTGAACAAGAAGAGGGCCATACCCA
 ATCAGGGGAGATCTTGGTATCCGAGGGGCTGGTTGACCATCAACAATATCAGCTTGATGAAGGGTGG
 CTCCAAGGAGTACTGGTTCGTGCTGACAGCTGAGTCATTGTCTTGGTACAAGGATGAGGAGGAGAAAGAA
 AAGAAGTACATGCTGCCACTGGACAACCTCAAGATCCGGGACGTGAAAAGGGCTTCATGTCCAACAAGC
 ACGTGTTCGCATCTTCAACACAGAGCAGAGGAATGTCTACAAGGACCTTCGACAGATTGAAGTGGCTTG
 TGAATCCAGGAAGATGTGGACAGCTGGAAGGCTTCGTTCTGCGCGCTGGGGTCTACCCAGAGAAGGAC
 CAGGCAGAGAATGAGGATGGAGCACAAGAGAACACCTTCTCCATGGACCCGACGCTGGAGCGACAGGTGG
 AGACCATCCGTAACCTGGTGGACTCCTACGTGGCCATCATCAACAAGTCCATCCGTGACCTTATGCCAAA
 GACCATCATGCACCTCATGATCAACAACACAAAGGCCTTCATCCACCATGAGCTGCTGGCTTACCTGTAT
 TCATCAGCAGACCAGAGCAGCCTCATGGAAGAGTCAAGGAGCAGGCTCAGCGGGGACGACATGCTGC
 GCATGTACCACGCACTGAAGGAGGCCCTCAACATTATTGGGACATCAGCACCAGCACCCTGTCCACACC
 CGTGCCCCACCGGTGATGACACGTGGCTCCAAAACACCAGCGGCCACAGCCCCACTCCACAGCGCCGA
 CCTGTGTCCAGTGTGACCCACCAGGCCGGCCACCTGCAGTGGGGTCCACACCGGGGCTCCCTGGA
 TTCTATGCCTGTGGGGCCACATCCTCCTTCTCAGCACCTCCATCCATCCCGGCTGGACCACAGAG
 TGTGTTTGCCAAACGACCCCTTCTCTGCGCCACCTCAGATACCATCTCGGCCAGCAGGATTCCCCCT
 GGTATCCCTCCAGGAGTCCCGAGGCCACCTCCATTGGCTCCTGCCGACCTTCTTC

ACGCGTACGCGGCCGCTCGAGCAGAACTCATCTCAGAAGAGGATCTGGCAGCAATGATATCCTGGATT
 ACAAGGATGACGACGATAAGGTTTAA

Protein Sequence: >MR231270 representing NM_001253894
Red=Cloning site Green=Tags(s)

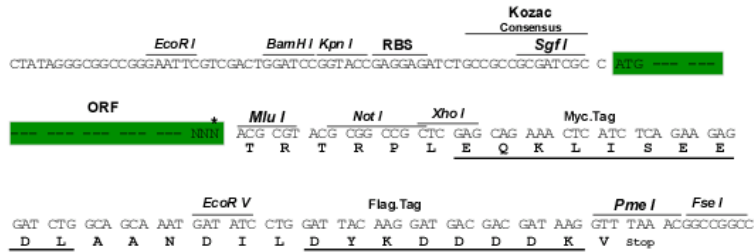
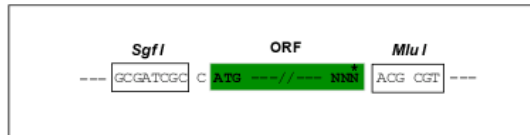
MGNRGMEELIPLVNKLQDAFSSIGQSCHLDLPQIAVVGQSAGKSSVLENFVGRDFLPRGSGIVTRRPLI
LQLIFSKTEYAEFLHCKSKKFTDFDEVRQEIEAETDRVTGTNKGISPVPINLRVYSPHVLNLTIDLPGI
TKVPVGDQPPDIEYQIKDMILQFISRESSLILAVTPANMDLANSALKLAKEVDPQGLRTIGVITKLDLM
DEGTDARDVLENKLLPLRRGYIGVVRNSQKDIEGKKDIRAALAAERKFFLSHPAYRHMADRMGTPHLQKT
LNQQLTNHIRESLPTLRSKLQSLLSLEKEVEEYKNFRPDDPTRKTKALLQMVQQFGVDFEKRIEGSGDQ
VDTLELSGGARINRIFHERFPFELVKMEFDEKDLRREISYAIKNIHGVRTGLFTPDLAFAEIVKKQVVKL
KEPCLKCVDLVIQELISTVRQCTSKLSSYPRLREETERIVTTYIREREGRTKDQILLIDIEQSYINTNH
EDFIGFANAQQRSTQLNKKRAIPNQGEILVIRRGWLTINNI SLMKGGKEYWVFLTAESLSWKDEEKE
KKYMLPLDNLKIRDVEKGFMSNKHVFAIFNTEQRNVYKDLRQIELACDSQEDVDSWKASFLRAGVYPEKD
QAENEDGAQENTFSMDPQLERQVETIRNLVDSYVAIINKSIRDLMPKTIMHLMINNTKAFIHHELLAYLY
SSADQSSLMEESAQAQRDDMLRMYHALKEALNIIGDISTSTVSTPVPPPVDLWQNTSGHSPTPQRR
PVSSVHPPGRPPAVRGPTPGPPLIPMPVGATSSFAPPISRPQPQSVFANNDPFSAPPQIPSRPARIPP
GIPPGVPRRPPPLAPARFFF

TRTRPLEQKLISEEDLAANDILDYKDDDDKV

Restriction Sites: Sgfl-Mlul

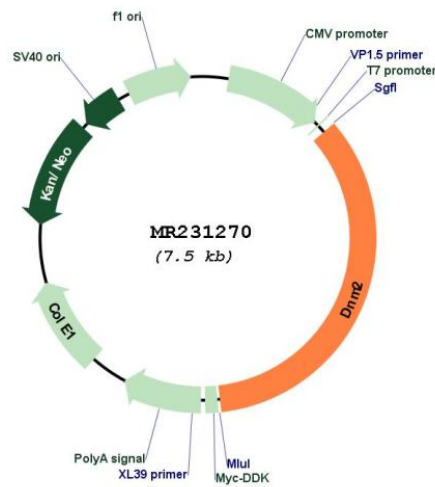
Cloning Scheme:

Cloning sites used for ORF Shuttling:



* The last codon before the Stop codon of the ORF

Plasmid Map:



ACCN:	NM_001253894
ORF Size:	2580 bp
OTI Disclaimer:	The molecular sequence of this clone aligns with the gene accession number as a point of reference only. However, individual transcript sequences of the same gene can differ through naturally occurring variations (e.g. polymorphisms), each with its own valid existence. This clone is substantially in agreement with the reference, but a complete review of all prevailing variants is recommended prior to use. More info
OTI Annotation:	This clone was engineered to express the complete ORF with an expression tag. Expression varies depending on the nature of the gene.
Components:	The ORF clone is ion-exchange column purified and shipped in a 2D barcoded Matrix tube containing 10ug of transfection-ready, dried plasmid DNA (reconstitute with 100 ul of water).
Reconstitution Method:	<ol style="list-style-type: none">1. Centrifuge at 5,000xg for 5min.2. Carefully open the tube and add 100ul of sterile water to dissolve the DNA.3. Close the tube and incubate for 10 minutes at room temperature.4. Briefly vortex the tube and then do a quick spin (less than 5000xg) to concentrate the liquid at the bottom.5. Store the suspended plasmid at -20°C. The DNA is stable for at least one year from date of shipping when stored at -20°C.
RefSeq:	NM_001253894.1 , NP_001240823.1
RefSeq Size:	3080 bp
RefSeq ORF:	2583 bp
Locus ID:	13430
UniProt ID:	P39054
Cytogenetics:	9 7.79 cM
MW:	97.6 kDa
Gene Summary:	Microtubule-associated force-producing protein involved in producing microtubule bundles and able to bind and hydrolyze GTP. Plays a role in the regulation of neuron morphology, axon growth and formation of neuronal growth cones (By similarity). Plays an important role in vesicular trafficking processes, in particular endocytosis. Involved in cytokinesis (PubMed:18923138). Regulates maturation of apoptotic cell corpse-containing phagosomes by recruiting PIK3C3 to the phagosome membrane (PubMed:18425118).[UniProtKB/Swiss-Prot Function]