

Product datasheet for MR229589

Psm4 (NM_001282017) Mouse Tagged ORF Clone

Product data:

Product Type:	Expression Plasmids
Product Name:	Psm4 (NM_001282017) Mouse Tagged ORF Clone
Tag:	Myc-DDK
Symbol:	Psm4
Synonyms:	Af1; angiocidin; Mcb1
Mammalian Cell Selection:	Neomycin
Vector:	pCMV6-Entry (PS100001)
E. coli Selection:	Kanamycin (25 ug/mL)
ORF Nucleotide Sequence:	>MR229589 ORF sequence Red=Cloning site Blue=ORF Green=Tags(s)

TTTTGTAATACGACTCACTATAGGGCGGCCGGAATTCGTCGACTGGATCCGGTACCGAGGAGATCTGCC
GCC**CGATCGC**C

ATGGTGTGGAGAGCACTATGGTTTGTGTGGACAACAGTGAGTACATGCGGAACGGAGACTTCCTCCCA
CCCGGCTGCAGGCCAGCAGGATGCCGTCAACATTGTATGTCACAAAGACCCGAAGCAACCTGAGAA
TAACGTGGCCTGATCACACTGGCCAATGACTGTGAGGTGCTGACCACACTACCCCGGACTGGCCGT
ATCCTCTCCAAGCTCCACTGTCCAACCCAAAGGCAAGATCACCTTCTGCACTGGCATCCGCGTGGCC
ACTTGGCTCTGAAGCACCGGCAGGGCAAGAATCACAAGATGCGCATCATCGCCTTTGTGGTAGCCCTGT
GGAGGACAACGAGAAGGATCTGGTGAAACTAGCTAAACGCCTTAAGAAAGAAAAAGTGAATGTTGACATC
ATTAATTTTGGGAAGAGGAGGTGAACACAGAGAAGCTGACAGCCTTTGTGAACACACTGAATGGCAAGG
ATGGAAGTGGTCCCATCTAGTGACAGTGCCTCCTGGACCTAGCTTGGCTGATGCTCATCAGTTCTCC
TATTCTGGCTGGTGAAGGCGGTGCCATGCTGGTCTTGGTGCCAGTGACTTTGAGTTTGGAGTAGATCCC
AGTGCTGATCCTGAATTGGCCCTGGCCCTTCGAGTCTCTATGGAAGAGCAGCGGCAGCGGAGGAGGAA
AGGCACGGCGGCCGCTGCGCCTCTGCAGCTGAGGCTGGAATTGCTACACCTGGGACTGAAGGTGAAAG
AGACTCGGATGACGCCCTACTGAAGATGACCATCAACCAGCAGGAGTTTGGCCGCTCTGGCTTCCAGAC
CTAAGCAGCATGACTGAGGAAGAGCAGATCGCCTACGCCATGCAGATGTCCTGCAGGGAACAGAGTTTA
GCCAAGAATCGGCTGACATGGATGCCAGCTCAGCCATGGACACATCTGATCCAGTCAAGGAGGAGGATGA
CTATGACGTCATGCAGGACCCGGAGTTCCTTCAGAGCGTCTAGAGAACCTTCCAGGTGTGGATCCCAAC
AATGCAGCCATTCGAAGTGCATGGGGCTCTGGCCTCCAGGCCACCAAGGATGGCAAGAATGACAAGA
AAGAGGAAGAGAAGAAG

ACGCGTACGCGGCCGCTCGAGCAGAACTCATCTCAGAAGAGGATCTGGCAGCAATGATATCCTGGATT
ACAAGGATGACGACGATAAGGTTTAA



[View online >](#)

Protein Sequence: >MR229589 protein sequence
 Red=Cloning site Green=Tags(s)

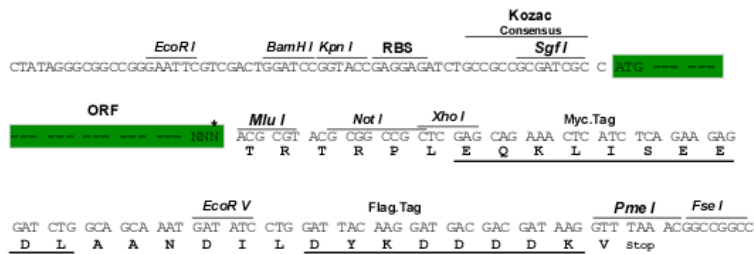
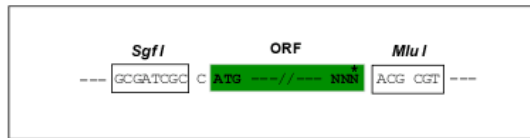
MVLESTMVCDNSEYMRNGDFLPTRLQAQQDAVNI VCHSKTRSNPENNVLITLANDCEVLTTLTPDTGR
 ILSKLHTVQPKGITFCTGIRVAHLALKHRQGNHMKMRI IAFVGSVPVEDNEKDLVKLAKRLKKEKVNVDI
 INFGEEEVNTKLTAFVNTLNGKDGTGSHLVTVPPGPSLADALISSPILAGEGGAMLGLGASDFEFGVDP
 SADPELALALRVSMEEQRQRQEEEEARRAAAAAESAEEAGIATPGTEGERDSDALLKMTINQQEFGRPGLPD
 LSSMTEEEQIAYAMQMSLQGT EFSQESADMDASSAMDTSDPVKEEDDYVMQDP EFLQSVLENLPGVDPN
 NAAIRSVMGALASQATKDGKNDKKEEEKK

TRTRPLEQKLISEEDLAANDILDYKDDDDKV

Restriction Sites: SgfI-MluI

Cloning Scheme:

Cloning sites used for ORF Shuttling:



* The last codon before the Stop codon of the ORF

ACCN: NM_001282017

ORF Size: 1140 bp

OTI Disclaimer: The molecular sequence of this clone aligns with the gene accession number as a point of reference only. However, individual transcript sequences of the same gene can differ through naturally occurring variations (e.g. polymorphisms), each with its own valid existence. This clone is substantially in agreement with the reference, but a complete review of all prevailing variants is recommended prior to use. [More info](#)

OTI Annotation: This clone was engineered to express the complete ORF with an expression tag. Expression varies depending on the nature of the gene.

Components: The ORF clone is ion-exchange column purified and shipped in a 2D barcoded Matrix tube containing 10ug of transfection-ready, dried plasmid DNA (reconstitute with 100 ul of water).

Reconstitution Method:

1. Centrifuge at 5,000xg for 5min.
2. Carefully open the tube and add 100ul of sterile water to dissolve the DNA.
3. Close the tube and incubate for 10 minutes at room temperature.
4. Briefly vortex the tube and then do a quick spin (less than 5000xg) to concentrate the liquid at the bottom.
5. Store the suspended plasmid at -20°C. The DNA is stable for at least one year from date of shipping when stored at -20°C.

RefSeq: [NM_001282017.1](#), [NP_001268946.1](#)

RefSeq Size: 1344 bp

RefSeq ORF: 1140 bp

Locus ID: 19185

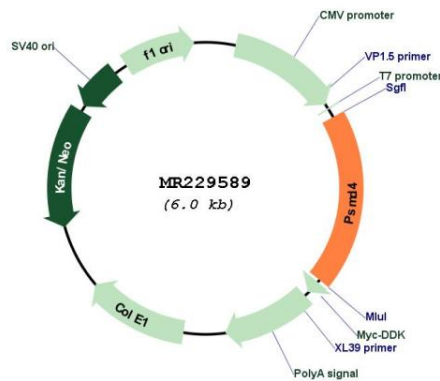
UniProt ID: [O35226](#)

Cytogenetics: 3 40.74 cM

MW: 41 kDa

Gene Summary: Component of the 26S proteasome, a multiprotein complex involved in the ATP-dependent degradation of ubiquitinated proteins. This complex plays a key role in the maintenance of protein homeostasis by removing misfolded or damaged proteins, which could impair cellular functions, and by removing proteins whose functions are no longer required. Therefore, the proteasome participates in numerous cellular processes, including cell cycle progression, apoptosis, or DNA damage repair. PSMD4 acts as an ubiquitin receptor subunit through ubiquitin-interacting motifs and selects ubiquitin-conjugates for destruction. Displays a preferred selectivity for longer polyubiquitin chains.[UniProtKB/Swiss-Prot Function]

Product images:



Circular map for MR229589