

Product datasheet for MR229355

Fut7 (NM_001289454) Mouse Tagged ORF Clone

Product data:

Product Type:	Expression Plasmids
Product Name:	Fut7 (NM_001289454) Mouse Tagged ORF Clone
Tag:	Myc-DDK
Symbol:	Fut7
Synonyms:	A1853193; FTVII; Fuc-TVII; FucT-VII
Mammalian Cell Selection:	Neomycin
Vector:	pCMV6-Entry (PS100001)
E. coli Selection:	Kanamycin (25 ug/mL)
ORF Nucleotide Sequence:	>MR229355 ORF sequence Red=Cloning site Blue=ORF Green=Tags(s)

TTTTGTAATACGACTCACTATAGGGCGGCCGGAATTCGTCGACTGGATCCGGTACCGAGGAGATCTGCC
GCC**CGATCGCC**

ATGAATTGTATTGGGTACCACCCACCAGGAGGCTGCGGGCTGGGGCGGCTAGCTGGAGGAGCAACAT
TCATGGTAATTTGGTTTTCTGGCTGTGGGATCAGCTCCTGGAAGTGCCCTGTGCCTCAGTCCACACT
CACCATCCTTATCTGGCACTGGCCTTTCACCAACCGGCCGAGACTACCTGGTACACCTGCACTCGC
TATGGCATGGCCAGCTGCCGTCTGAGTGCTAACCGGAGCCTGCTAGCCAGTGTGATGCTGTGGTCTTCC
ACCACCGTGAGCTGCAAACCCGCAATCTCTCCTACCCCTGGACCAGAGCCACACGGACAGCCTTGGGT
CTGGGCCCTCCATGGAATCGCCAGTAATACCCATGGTCTCCATCGCTTCCGGGGCATCTTCAACTGGGTG
CTGAGCTATCGGCGTGATTGAGATATCTTTGTACCCTACGGTCGCTTGGAGCCTCTCTCTGGGCCACAT
CCCCACTACCGCCAAAAGCAGGATGGCTGCCTGGGTGATCAGCAATTTCCAGGAGCGGCAGCAGCGTGC
AAAGCTGTACCGGCAGCTGGCCCTCATCTGCAGGTGGATGTGTTTCGGTCGCGCCAGCGGACGGCCCTA
TGCGCTAATTGTCTGCTGCCACTTTGGCCGGTACCGCTTCTACCTGGCCTTTGAGAACTCACAGCATC
GGGACTACACTGAGAAGTTCTGGCGCAATGCCCTGGCGGCTGGTGTACCCGTGGCGCTGGGACC
TCCTCGGGCCACCTACGAGGCTTTTGTGCCACCAGATGCCTTTGTACACGTGGACGACTTCAGCTCTGCC
CGTGAAGTGGCTGCTTCTCGTCAGCATGAATGAGAGTCTGTTATCGTGGCTTCTTTGCTTGGCGAGACC
GGCTCCGTGTGGCGCTCCTGGGTGACTGGAGGGAGCGCTTCTGCACCATCTGTGCCCGCTACCCCTACTT
GCCCCGACCCAGGTCTATGAAGACCTTAAAAGCTGGTTCAGGCT

ACGCGTACGCGGCCGCTCGAGCAGAACTCATCTCAGAAGAGGATCTGGCAGCAATGATATCCTGGATT
ACAAGGATGACGACGATAAGGTTTAA



[View online »](#)

Protein Sequence: >MR229355 protein sequence
 Red=Cloning site Green=Tags(s)

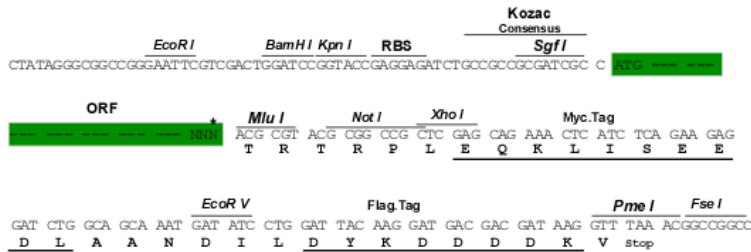
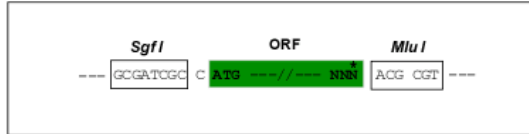
MNCIGYHPTRRLRAWGGLAGGATFMVIWFFWLWGSAPGSAPVPQSTLTILIWHPFTNRPPELPGDTCTR
 YGMASCRLSANRSLASADAVVFHHRELQTRQSLPLDQRPHGQPWWASMESPSNTHGLHRFRGIFNWV
 LSYRRDSDIFVPYGRLEPLSGPTSPLPAKSRMAAWVISNFQERQQRACL YRQLAPHLQVDVFGRASGRPL
 CANCLLPTLARYRFYLA FENSQHRDYITEKFWRNALAAAGAVPVALGPPRATYEAFVPPDAFVHVDDFSSA
 RELAVFLVSMNESRYRGFFAWRDRLRVLLGDWRERFCTICARYPYLPRSQVYEDLESWFQA

TRTRPLEQKLISEEDLAANDILDYKDDDDKV

Restriction Sites: SgfI-MluI

Cloning Scheme:

Cloning sites used for ORF Shuttling:



* The last codon before the Stop codon of the ORF

ACCN: NM_001289454

ORF Size: 1029 bp

OTI Disclaimer: The molecular sequence of this clone aligns with the gene accession number as a point of reference only. However, individual transcript sequences of the same gene can differ through naturally occurring variations (e.g. polymorphisms), each with its own valid existence. This clone is substantially in agreement with the reference, but a complete review of all prevailing variants is recommended prior to use. [More info](#)

OTI Annotation: This clone was engineered to express the complete ORF with an expression tag. Expression varies depending on the nature of the gene.

Components: The ORF clone is ion-exchange column purified and shipped in a 2D barcoded Matrix tube containing 10ug of transfection-ready, dried plasmid DNA (reconstitute with 100 ul of water).

Reconstitution Method:

1. Centrifuge at 5,000xg for 5min.
2. Carefully open the tube and add 100ul of sterile water to dissolve the DNA.
3. Close the tube and incubate for 10 minutes at room temperature.
4. Briefly vortex the tube and then do a quick spin (less than 5000xg) to concentrate the liquid at the bottom.
5. Store the suspended plasmid at -20°C. The DNA is stable for at least one year from date of shipping when stored at -20°C.

RefSeq: [NM_001289454.1](#), [NP_001276383.1](#)

RefSeq Size: 1864 bp

RefSeq ORF: 1029 bp

Locus ID: 14347

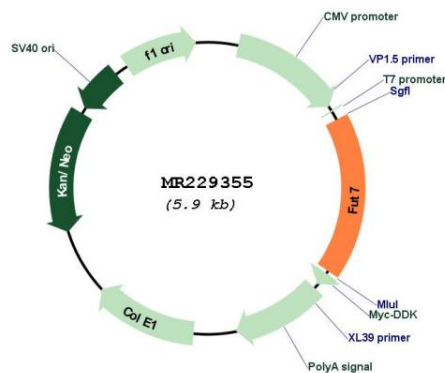
UniProt ID: [Q11131](#)

Cytogenetics: 2 A3

MW: 39.4 kDa

Gene Summary: Catalyzes alpha-1,3 glycosidic linkages involved in the expression of sialyl Lewis X antigens. [UniProtKB/Swiss-Prot Function]

Product images:



Circular map for MR229355