

Product datasheet for MR229345

Cipc (NM_001289432) Mouse Tagged ORF Clone

Product data:

Product Type:	Expression Plasmids
Product Name:	Cipc (NM_001289432) Mouse Tagged ORF Clone
Tag:	Myc-DDK
Symbol:	Cipc
Synonyms:	2310044G17Rik; AI842544; AI853744; Kiaa1737; mKIAA1737
Mammalian Cell Selection:	Neomycin
Vector:	pCMV6-Entry (PS100001)
E. coli Selection:	Kanamycin (25 ug/mL)
ORF Nucleotide Sequence:	>MR229345 representing NM_001289432 Red=Cloning site Blue=ORF Green=Tags(s)

TTTTGTAATACGACTCACTATAGGGCGGCCGGAATTCGTCGACTGGATCCGGTACCGAGGAGATCTGCC
GCC**CGATCGCC**

ATGGAGTCAGAGGACATGCTGAGCGCCTTGGGCTGCAAGAGAGAAGACAAGCGGAGGCAGCCCTCCAAAG
CTGCGGACTGCCCACGCTGCCCTATGGTCGTCATGAAGAGCGTGCTGGTCAAGCAGGGCAG
CAGCTCCTCCAGCTTCACTGCTGGACTGTCCAGCCCTCTTTGAAGTATCTCAGCGCAGCCACAGCTC
TTTGTCTTCATCCACCTGTGCCATCTCCTGTCAGCTCATGCCAGACTGGTGAGAAAAAGTCAGAATCCA
GAACTACTTGCCATTCTAAATTCTTATACCAAATAGCCCCACCCAGGCAAGAGGGGCCTCAATTC
AGAAGACAGAGGAACAAGTGGGGTATCGAAGAACTCTGCACGGAGAGACCGGGGCAAGCCTGTCTTCC
AGTGAGCCAGCCAAGACTGGCCGAGTATTATCCAGTCTTCCACTCCAGCCCCACCCAGCTCCAACTCA
CTGAGGACTCCACTCTGCAAGGAGTTCCCTCCCTTGGGGCTGGCGGAAGTCCACAGACTCTTCAGCCTGT
GTCCAGCAGCCATGTGGCTAAAGCTCCAGTCTGACTTTGGCTTCGCCGCCAGCCCTGTGTGTGCGTCA
GACAGCACTCTGCATGGCTAGAGAGCAGCTCCCTCTCTCCCACTGTCCAGCAGTTACACTTCACCTC
TGTGGGCTGCGGAGCACCTCTGCCGAGCCAGACATCTTCTCCGAGCAGAGGCAGAACAAGCATAGGCG
CTTTCAGAATACCTTAGTGGTCTCCACAAGTCTGGTTTGCTGGAGATCACTCTGAAAACCAAGGAGTTG
ATTCGTCAGAACAAGCAACTCAGGCAGAGCTGGACCAGCTGAAGGAGCAAACCCAGATGTTTATAGAGG
CCACCAAGAGCAGGGCTCCTCAGGCATGGGCCAAGTTGCAGGCATCACTAACATCTGGGTCCAGTCATTC
AGGCAGTGACCTAGACACGTTGTCTGATCACCCAGACGTA

ACGCGTACGCGGCCGCTCGAGCAGAACTCATCTCAGAAGAGGATCTGGCAGCAAATGATATCCTGGATT
ACAAGGATGACGACGATAAGGTTTAA



[View online »](#)

Protein Sequence: >MR229345 representing NM_001289432
 Red=Cloning site Green=Tags(s)

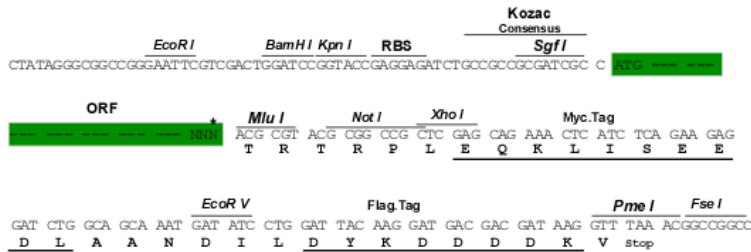
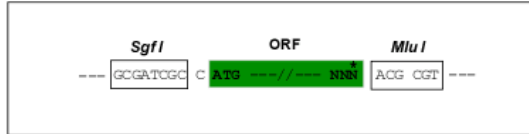
MESEDMLSALGCKREDKRRQPSKAADTALPTLPPMVMKSVLVKQGSSSSQLQSWTVQPSFEVISAQPQL
 FVLHPPVPSVSSCQTGEKKSESRNYLPILNSYTKIAPHPGKRGLNSEDRGTSVGSKKLCTERPGPSLSS
 SEPAKTGRVLSSTPAPPSSKLTEDSTLQGVPSLGAGGSPQTLQPVSSSHVAKAPSLTLASPSPVCAS
 DSTLHGLESSSPLSPLSASYTSPLWAAEHLCRSPDIFSEQRQNKHRRFQNTLVVLHKSGLLEITLTKEL
 IRQNQATQAELDQLKEQTQMFIEATKSRAPQAWAKLQASLTSGSSSHSGSDLDTLSDHPDV

TRTRPLEQKLISEEDLAANDILDYKDDDDKV

Restriction Sites: SgfI-MluI

Cloning Scheme:

Cloning sites used for ORF Shuttling:



* The last codon before the Stop codon of the ORF

ACCN: NM_001289432

ORF Size: 1020 bp

OTI Disclaimer: The molecular sequence of this clone aligns with the gene accession number as a point of reference only. However, individual transcript sequences of the same gene can differ through naturally occurring variations (e.g. polymorphisms), each with its own valid existence. This clone is substantially in agreement with the reference, but a complete review of all prevailing variants is recommended prior to use. [More info](#)

OTI Annotation: This clone was engineered to express the complete ORF with an expression tag. Expression varies depending on the nature of the gene.

Components: The ORF clone is ion-exchange column purified and shipped in a 2D barcoded Matrix tube containing 10ug of transfection-ready, dried plasmid DNA (reconstitute with 100 ul of water).

Reconstitution Method:

1. Centrifuge at 5,000xg for 5min.
2. Carefully open the tube and add 100ul of sterile water to dissolve the DNA.
3. Close the tube and incubate for 10 minutes at room temperature.
4. Briefly vortex the tube and then do a quick spin (less than 5000xg) to concentrate the liquid at the bottom.
5. Store the suspended plasmid at -20°C. The DNA is stable for at least one year from date of shipping when stored at -20°C.

RefSeq: [NM_001289432.1](#), [NP_001276361.1](#)

RefSeq Size: 4217 bp

RefSeq ORF: 1023 bp

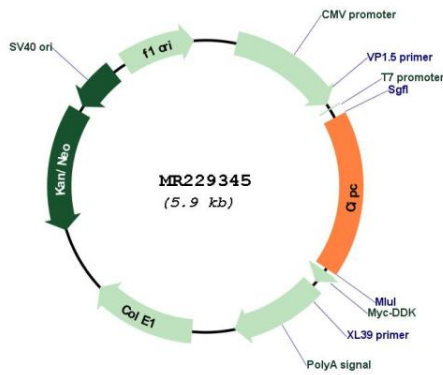
Locus ID: 217732

Cytogenetics: 12 D2

MW: 36.8 kDa

Gene Summary: Transcriptional repressor which may act as a negative-feedback regulator of CLOCK-ARNTL/BMAL1 transcriptional activity in the circadian-clock mechanism. May stimulate ARNTL/BMAL1-dependent phosphorylation of CLOCK (PubMed:17310242, PubMed:19414601). However, the physiological relevance of these observations is unsure, since experiments in knockout mice showed that CIPC is not critically required for basic circadian clock (PubMed:25862660).[UniProtKB/Swiss-Prot Function]

Product images:



Circular map for MR229345