

Product datasheet for MR229132

Pex2 (NM_001267714) Mouse Tagged ORF Clone

Product data:

Product Type:	Expression Plasmids
Product Name:	Pex2 (NM_001267714) Mouse Tagged ORF Clone
Tag:	Myc-DDK
Symbol:	Pex2
Synonyms:	D3Erttd138e; PAF-1; PMP35; Pxmp3
Mammalian Cell Selection:	Neomycin
Vector:	pCMV6-Entry (PS100001)
E. coli Selection:	Kanamycin (25 ug/mL)
ORF Nucleotide Sequence:	>MR229132 ORF sequence Red=Cloning site Blue=ORF Green=Tags(s)

TTTTGTAATACGACTCACTATAGGGCGGCCGGAATTCGTCGACTGGATCCGGTACCGAGGAGATCTGCC
GCC**CGATCGCC**

ATGACTGGCAAAGAAGAGAATAATGCAGAGTGCAAACAGAGTGCTGAGGATAAGTCAGTTGGATGCACTTG
AACTGAATAAGGCCCTGGAGCAGCTTGTGTGGTCCAGTTTACTCAGTGCCTTTCATGGATTTAAGCCAGG
ACTGTTAGCTCGCTTTGAGCCAGAAGTAAAGCATTCTGTGGCTTTTCTATGGAGTTACCATCTAC
TCCAAAAATGCCACTGTGGGCAGTCAGTTTTAAATATTCAGTACAAAAATGATTCTTCTCTCAACCTGA
TATACCAGCCACCGAGTAAACTCAGAACTGTGGTATGCTGTGTGCACCATTGGGGAAAGTGGTTAGA
AGAACGATGTTATGATTTGTTTCGAAACCGTCATTTAGCGTCTTTTGGGAAAGCCAAACAGTTCATGAAT
TTTCTGGTTGGACTTTTAAATAGGTGAGTTGATAAACTTCTTGATTTTCTACAAAAGGAAAGTTTG
CACTTTGACAGAACGCCTCCTTGGCATTATTCCGATATTTGCAAGCCCAGAACATGCGCGAAGTTGG
CTTTGAGTACATGAATAGGGAATCTCTGGCATGGCTTGTGTGAGTTTCTGATTTTCTCTTACCCTT
ATCAATATCCAGAAGTTGAAAGCCAAATGTCTTCTGGTGTATCCCTCTTACTGGTGTCTGCTGATG
ACAGTACACTAGGCAGCAGTGGAAAAGAGTGTCTGTGTGGAGAGTGGCCACAATGCCTCACACTAT
TGGATGTGAACATGTATTTTGTACTACTGTGTTAAGAGTAGCTTCTATTTGACATATACTTTACGTGC
CGAAGTGTGGCACAGAAGTGCACAGTGTGCAGCCCTTAAATCAGGAATTGAAATGTGAGAAGTAAATG
CTCTT

ACGCGTACGCGGCCGCTCGAGCAGAACTCATCTCAGAAGAGGATCTGGCAGCAATGATATCTGGATT
ACAAGGATGACGACGATAAGGTTTAA



[View online »](#)

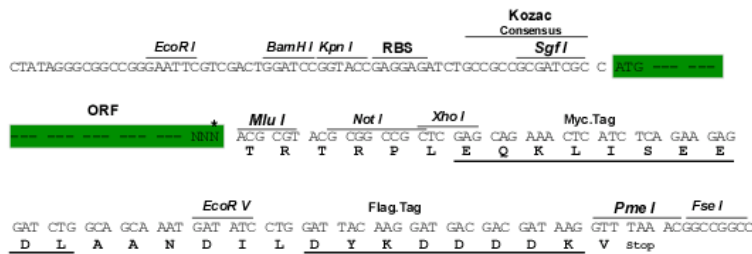
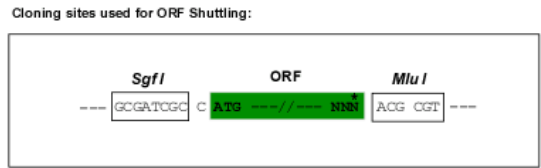
Protein Sequence: >MR229132 protein sequence
 Red=Cloning site Green=Tags(s)

MTGKEENMQSANRVLRIQLDALELNKALEQLVWSQFTQCFHGFKPGLLARFEPEVKAFLWFLWRFTIY
 SKNATVQGQSVLNIQYKNDSSLNLIYQPPSKTQKLWYAVCTIGGKWEERCYDLFRNRHLASFGKAKQFMN
 FLVGLLKLGELINFLIFLQKGFATLTERLLGIHSVFCFKPQNMREVGFEYMNRELLWHGFAEFLIFLLPL
 INIQKLKAKLSSWCIPLTGAAGHDSTLGSSGKECALCGEWPTMPHTIGCEHVFCYCVKSSFLFDIYFTC
 PKCGTEVHSVQPLKSGIEMSEVNAL

TRTRPLEQKLISEEDLAANDILDYKDDDDKV

Restriction Sites: Sgfl-MluI

Cloning Scheme:



* The last codon before the Stop codon of the ORF

ACCN: NM_001267714

ORF Size: 915 bp

OTI Disclaimer: The molecular sequence of this clone aligns with the gene accession number as a point of reference only. However, individual transcript sequences of the same gene can differ through naturally occurring variations (e.g. polymorphisms), each with its own valid existence. This clone is substantially in agreement with the reference, but a complete review of all prevailing variants is recommended prior to use. [More info](#)

OTI Annotation: This clone was engineered to express the complete ORF with an expression tag. Expression varies depending on the nature of the gene.

Components: The ORF clone is ion-exchange column purified and shipped in a 2D barcoded Matrix tube containing 10ug of transfection-ready, dried plasmid DNA (reconstitute with 100 ul of water).

Reconstitution Method:

1. Centrifuge at 5,000xg for 5min.
2. Carefully open the tube and add 100ul of sterile water to dissolve the DNA.
3. Close the tube and incubate for 10 minutes at room temperature.
4. Briefly vortex the tube and then do a quick spin (less than 5000xg) to concentrate the liquid at the bottom.
5. Store the suspended plasmid at -20°C. The DNA is stable for at least one year from date of shipping when stored at -20°C.

RefSeq: [NM_001267714.1](#), [NP_001254643.1](#)

RefSeq Size: 2002 bp

RefSeq ORF: 918 bp

Locus ID: 19302

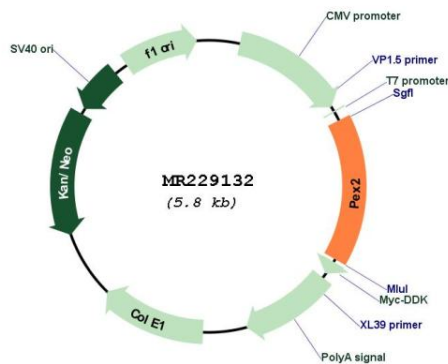
UniProt ID: [P55098](#)

Cytogenetics: 3 1.96 cM

MW: 34.9 kDa

Gene Summary: Somewhat implicated in the biogenesis of peroxisomes.[UniProtKB/Swiss-Prot Function]

Product images:



Circular map for MR229132