

Product datasheet for **MR227487**

Csf1 (NM_001113529) Mouse Tagged ORF Clone

Product data:

Product Type:	Expression Plasmids
Product Name:	Csf1 (NM_001113529) Mouse Tagged ORF Clone
Tag:	Myc-DDK
Symbol:	Csf1
Synonyms:	C87615; Csfm; MCSF; op
Mammalian Cell Selection:	Neomycin
Vector:	pCMV6-Entry (PS100001)
E. coli Selection:	Kanamycin (25 ug/mL)
ORF Nucleotide Sequence:	>MR227487 representing NM_001113529 Red=Cloning site Blue=ORF Green=Tags(s)

TTTTGTAATACGACTCACTATAGGGCGGCCGGAATTCGTCGACTGGATCCGGTACCGAGGAGATCTGCCGCC**CGGATCGCC**

ATGACCGCGGGGGCGCCGCGGGGCGCTGCCCTTCTTCGACATGGCTGGGCTCCCGGCTGCTGCTGGTCTGTCTCCTCATGAGCAGGAGTATTGCCAAGGAGGTGTCAGAACACTGTAGCCACATGATTGGGAATGGACACCTGAAGTCTGCAGCAGTTGATCGACAGTCAAATGGAGACTTCATGCCAGATTGCCTTTGAATTTGTAGACCAGGAACAGCTGGATGATCCTGTTTGTACCTAAAGAAGGCCTTTTTCTGGTACAAGACATAATAGATGAGACCATGCGCTTTAAAGACAACACCCCAATGCTAACGCCACCGAGAGGCTCCAGGAACTCTCCAA TAACCTGAACAGCTGTTACCAAGGACTATGAGGAGCAGAACAAGGCCTGTGTCCGAACCTTCCATGAGACTCCTCTCCAGCTGCTGGAGAAGATCAAGAATCTTTAATGAAACAAAGAATCTCCTTGAAAAGGACTGGAACATTTTTACCAAGAAGTGAACAACAGCTTTGCTAAGTGCTCTAGCCGAGGCCATGTGGAGCAGCATGAGGGATCCTCTGACCCCGAGATCCCTGAGTCTGTCTCCACCTGCTGGTGCCGGGCATCATCCTAGCTTTGCTGACTGTTGGGGCCTCCTGTTCTACAAGTGAAGTGGAGGAGCCATCGAGACCCTCAGACATTGGATTCTTCTGTGGGGCGACCAGAGGACAGCTCCCTGACCCAGGATGAGGACAGACAGTGGAACTGCCAGT A

ACGCGTACGCGGCCGCTCGAGCAGAACTCATCTCAGAAGAGGATCTGGCAGCAAATGATATCCTGGATTACAAGGATGACGACGATAAGGTTTAA



[View online »](#)

Protein Sequence: >MR227487 representing NM_001113529

Red=Cloning site Green=Tags(s)

MTARGAAGRCPSSTWLGSRLLL VCLLMSRSIAKEVSEHCSHMIGNHGLKVLQQLIDSQMETSQIAFEFV
 DQEQLDDPVCYLKKAFFLVQDIIDETMRFKDNTPNANATERLQELSNLNSCFTKDYEEQNKACVRTFHE
 TPLQLLEKIKNFFNETKNLLEKDWNIFTKNCNNSFAKCSSRGHVEQHEGSSDPQIPESVFHLLVPGIILV
 LLTVGGLLFYKWKWRSHRDPQTLDSSVGRPEDSSLTQDED RQVELPV

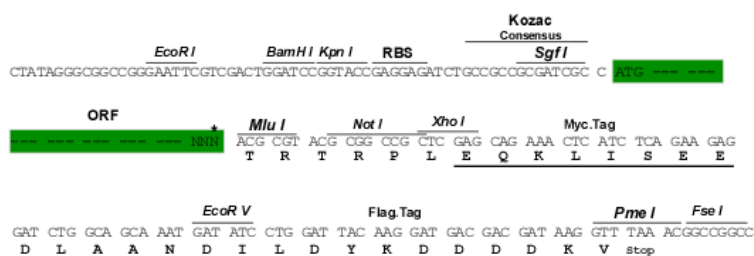
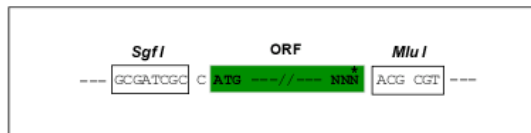
TRTRPLEQKLISEEDLAANDILDYKDDDDKV

Chromatograms: https://cdn.origene.com/chromatograms/mm9008_e08.zip

Restriction Sites: SgfI-MluI

Cloning Scheme:

Cloning sites used for ORF Shuttling:



* The last codon before the Stop codon of the ORF

ACCN: NM_001113529

ORF Size: 771 bp

OTI Disclaimer: The molecular sequence of this clone aligns with the gene accession number as a point of reference only. However, individual transcript sequences of the same gene can differ through naturally occurring variations (e.g. polymorphisms), each with its own valid existence. This clone is substantially in agreement with the reference, but a complete review of all prevailing variants is recommended prior to use. [More info](#)

OTI Annotation: This clone was engineered to express the complete ORF with an expression tag. Expression varies depending on the nature of the gene.

Components: The ORF clone is ion-exchange column purified and shipped in a 2D barcoded Matrix tube containing 10ug of transfection-ready, dried plasmid DNA (reconstitute with 100 ul of water).

Reconstitution Method:

1. Centrifuge at 5,000xg for 5min.
2. Carefully open the tube and add 100ul of sterile water to dissolve the DNA.
3. Close the tube and incubate for 10 minutes at room temperature.
4. Briefly vortex the tube and then do a quick spin (less than 5000xg) to concentrate the liquid at the bottom.
5. Store the suspended plasmid at -20°C. The DNA is stable for at least one year from date of shipping when stored at -20°C.

RefSeq: [NM_001113529.1](#), [NP_001107001.1](#)

RefSeq Size: 3307 bp

RefSeq ORF: 774 bp

Locus ID: 12977

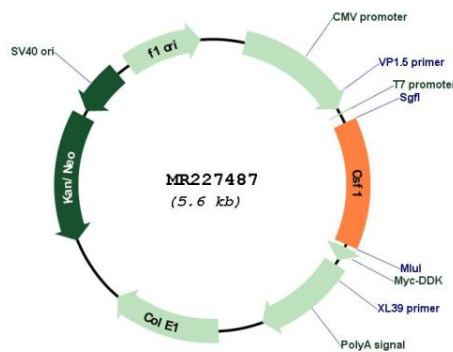
UniProt ID: [P07141](#)

Cytogenetics: 3 46.83 cM

MW: 29.8 kDa

Gene Summary: Cytokine that plays an essential role in the regulation of survival, proliferation and differentiation of hematopoietic precursor cells, especially mononuclear phagocytes, such as macrophages and monocytes. Promotes the release of proinflammatory chemokines, and thereby plays an important role in innate immunity and in inflammatory processes. Plays an important role in the regulation of osteoclast proliferation and differentiation, the regulation of bone resorption, and is required for normal bone development. Required for normal male and female fertility. Promotes reorganization of the actin cytoskeleton, regulates formation of membrane ruffles, cell adhesion and cell migration. Plays a role in lipoprotein clearance. [UniProtKB/Swiss-Prot Function]

Product images:



Circular map for MR227487