

Product datasheet for **MR227443**

Ogg1 (NM_010957) Mouse Tagged ORF Clone

Product data:

Product Type:	Expression Plasmids
Product Name:	Ogg1 (NM_010957) Mouse Tagged ORF Clone
Tag:	Myc-DDK
Symbol:	Ogg1
Synonyms:	Mmh
Mammalian Cell Selection:	Neomycin
Vector:	pCMV6-Entry (PS100001)
E. coli Selection:	Kanamycin (25 ug/mL)
ORF Nucleotide Sequence:	>MR227443 ORF sequence Red=Cloning site Blue=ORF Green=Tags(s)

TTTTGTAATACGACTCACTATAGGGCGCCGGGAATTCGTCGACTGGATCCGGTACCGAGGAGATCTGCC
GCC**CGATCGCC**

ATGTTATCCGTTCTGGCTGCCTAGCAGCATGAGACATCGCACCCCTAAGCTCCAGCCCGGCCCTCTGGG
CCTCTATCCCGTGTCCACGCTCTGAGCTGCGTCTGGACTTGGTTTTAGCTTCTGGACAGTCTTCCGGT
GAAGGAGCAGAGCCCTGCTCACTGGAGTGGCGTCTGGCAGATCAAGTATGGACTGACTCAGACGGAG
GACCAGCTCTATTGCACTGTGTACCGAGGAGACGACAGCCAGGTCAGCAGGCCACCCCTAGAGGAGCTGG
AAACCCTACACAAGTACTTTTCAGCTAGATGTCAGCCTGGCACAGCTGTATAGCCACTGGGCTTCTGTAGA
CTCCCACTTCAAAGAGTGGCCAGAAATTCAAAGGTGTGAGACTGCTGAGACAAGACCCCACTGAGTGC
CTTTTCTCTTTCATCTGTTCTCCTCAACAACAACATTGCTCGCATTACTGGCATGGTGAACGGCTCTGCC
AGGCCTTTGGACCTCGACTCATTCACTTATGATGTCACCTTATCATGGCTTCCCAAACCTCCATGCCCT
GGCTGGTCCAGAAGCAGAGACTCACCTGAGGAAGTTGGGCTGGGGTACCGTGCCCGCTATGTACGTGCC
AGTGCCAAAGCCATCCTCGAAGCAAGGTGGGCCAGCTTGGCTGCAGCAGCTTCGAGTGGCCCTTATG
AAGAGGCCCAAGGCCCTCTGCACCTGCCGGGGTGGCGCCAAGGTGGCTGACTGCATCTGCTTAAT
GGCCCTTGACAAACCCAGGCTGTGCCGTGGATGTCCATGTATGGCAGATTGCCATCGTGACTACGGC
TGGCATCTAAGACATCCAGGTAAGGGCCCGAGCCCTTGGCCAACAAGAAGTGGAAACTTTTTCC
GGAATCTGTGGGACCTTATGCTGGCTGGGCCCAAGCAGTGTCTGTTCAAGTGTGACTTCCGCAACCAAG
CCTGTCTCGGGAGCCACCAGCAAAGCGCAAAAAGGGATCTAAGAGGCCAGAGGGC

ACGCGTACGCGGCCGCTCGAGCAGAAACTCATCTCAGAAGAGGATCTGGCAGCAAATGATATCCTGGATT
ACAAGGATGACGACGATAAGGTTTAA



[View online »](#)

Protein Sequence: >MR227443 protein sequence
Red=Cloning site Green=Tags(s)

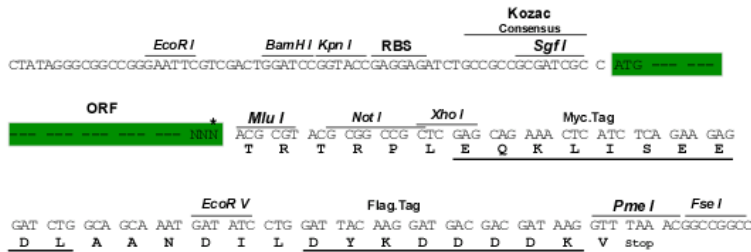
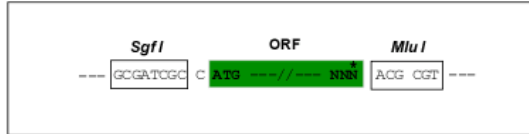
MLFRSWLPSSMRHRTLSSSPALWASIPCRSELRLDLVLASGQSFWRKEQSPAHWGVLADQVWTLTQTE
DQLYCTVYRGDDSQVSRPTLEELTLHKYFQLDVSLAQLYSHWASVDSHFQRVAQKFQGVRLLRQDPTEC
LFSFICSSNNNIARITGMVERLCQAFGPRLIQDDVTYHGFPNLHALAGPEAETHLRKLGLYRARYVRA
SAKAILEEQGGPAWLQQLRVAPYEEAHKALCTLPGVGAKVADCICLMALDKPQAVPVDVHWQIAHRDYG
WHPKTSQAKGPSPLANKELGNFRNLWGPYAGWAQAVLFSADLRQPSLSREPPAKRKKKGSKRPEG

TRTRPLEQKLISEEDLAANDILDYKDDDDKV

Restriction Sites: SgfI-MluI

Cloning Scheme:

Cloning sites used for ORF Shuttling:



* The last codon before the Stop codon of the ORF

ACCN: NM_010957

ORF Size: 1038 bp

OTI Disclaimer: The molecular sequence of this clone aligns with the gene accession number as a point of reference only. However, individual transcript sequences of the same gene can differ through naturally occurring variations (e.g. polymorphisms), each with its own valid existence. This clone is substantially in agreement with the reference, but a complete review of all prevailing variants is recommended prior to use. [More info](#)

OTI Annotation: This clone was engineered to express the complete ORF with an expression tag. Expression varies depending on the nature of the gene.

Components: The ORF clone is ion-exchange column purified and shipped in a 2D barcoded Matrix tube containing 10ug of transfection-ready, dried plasmid DNA (reconstitute with 100 ul of water).

Reconstitution Method:

1. Centrifuge at 5,000xg for 5min.
2. Carefully open the tube and add 100ul of sterile water to dissolve the DNA.
3. Close the tube and incubate for 10 minutes at room temperature.
4. Briefly vortex the tube and then do a quick spin (less than 5000xg) to concentrate the liquid at the bottom.
5. Store the suspended plasmid at -20°C. The DNA is stable for at least one year from date of shipping when stored at -20°C.

RefSeq: [NM_010957.4](#), [NP_035087.3](#)

RefSeq Size: 1556 bp

RefSeq ORF: 1038 bp

Locus ID: 18294

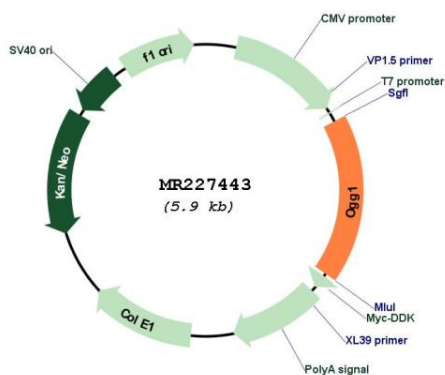
UniProt ID: [O08760](#)

Cytogenetics: 6 52.75 cM

MW: 38.9 kDa

Gene Summary: DNA repair enzyme that incises DNA at 8-oxoG residues. Excises 7,8-dihydro-8-oxoguanine and 2,6-diamino-4-hydroxy-5-N-methylformamidopyrimidine (FAPY) from damaged DNA. Has a beta-lyase activity that nicks DNA 3' to the lesion.[UniProtKB/Swiss-Prot Function]

Product images:



Circular map for MR227443