

## Product datasheet for MR227403

### Flna (NM\_010227) Mouse Tagged ORF Clone

#### Product data:

Product Type:	Expression Plasmids
Product Name:	Flna (NM_010227) Mouse Tagged ORF Clone
Tag:	Myc-DDK
Symbol:	Flna
Synonyms:	ABP-280; Dilp2; F730004A14Rik; filamin-1; Fln1; GENA 379
Mammalian Cell Selection:	Neomycin
Vector:	pCMV6-Entry (PS100001)
E. coli Selection:	Kanamycin (25 ug/mL)
ORF Nucleotide Sequence:	>MR227403 representing NM_010227 Red=Cloning site Blue=ORF Green=Tags(s)

TTTTGTAATACGACTCACTATAGGGCGGCCGGAATTCGTCGACTGGATCCGGTACCGAGGAGATCTGCC  
GCC**CGATCGCC**

ATGAGTAGCTCTCACTCCCCTGTGGCCAGAGTGCGGCGGTTGCGTCTCCGGGAGGCAGTATCGATTAC  
GGGACGCGGAGATGCCGGCTACCGAAAAGACCTAGCAGAAGATGCACCGTGGAAGAAAATTCAGCAGAA  
CACATTCACCCGCTGGTCAATGAGCACCTTAAGTGCCTAAGCAAGCGCATCGCCAATCTGCAGACGGAC  
CTGAGCGATGGGTTGCGGCTCATCGCGTCTCGAGTACTCAGCAGAAAGAAAATGCACCGCAAGCACA  
ACCAAAGACCCACTTCCGCCAGATGCAGCTCGAAAATGTGTCGGTGGCGCTTGAATTCCTGGACCGTGA  
GAGCATCAAGCTCGTGTCCATAGACAGCAAGGCTATTGTGGATGGAAATCTGAAGCTGATCTTAGGCCTC  
ATCTGGACCTGATCCTGCACTATTCATCTCAATGCCCATGTGGATGAGGAAGAGGATGAGGAGGCCA  
AGAAGCAAACACCAAGCAGAGGCTTCTAGGCTGGATTGAGAACAAGCTACCACAGCTTCCCATTACCAA  
CTTCAGTCGAGACTGGCAGAGTGCCGGGCCCTGGGTGCTTGTGTGATAGCTGTGCCCCAGGCCTATGT  
CCTGACTGGGACTCCTGGGATGCTAGTAAGCCTGTGAACAATGCACGGGAAGCCATGCAGCAGGCTGATG  
ACTGGCTAGGCATTCTCAGGTGATTACCCAGAAGAAATGTGGACCCCAATGTAGATGAGCATTCTGT  
TATGACCTACCTGTCTCAGTTTCCCAAGCCAAGCTGAAGCCAGGGGCTCCTCTTCGGCCCAAACCTGAAC  
CCGAAGAAAGCCCGAGCCTATGGGCCAGGCATCGAGCCTACAGGCAATATGGTGAAGAAGAGAGCAGAAT  
TCACTGTGGAGACCCGAAGTGTGGACAGGAGAAGTGTGTATATGTGGAGGACCCAGCTGGACACCA  
GGAAGAGGCAAAAAGTGACTGCCAATAATGACAAGAACCCTACTTTCTCTGTCTGGTATGTCCCTGAAGTG  
ACAGGGACTCATAAGGTGACTGTGCTTTGTGGCCAACATATTGCCAAGAGCCCTTTGAGGTGTATG  
TGGACAAGTCACAGGGTGTGCCAGCAAAGTGACTGCCAGGGCCCTGGTCTGGAGCCAGTGGAATAT  
TGCCAACAAGACTACCTACTTTGAGATCTTCACTGCAGGAGCTGGCATGGGTGAGGTGGAAGTTGTCATC  
CAGGACCTACAGGACAGAAAGGCACAGTGAACCTCAGCTGGAGGCCAGGGGTGACAGCACCTATCGCT  
GTAGCTATCAGCCACCATGGAGGGTGTCCATACAGTACATGTCACCTTCGCCGGTGTCCCATCCCTCG  
TAGCCCTACACTGCTACTGTTGCCAAGCCTGAACCCAGCTGCCTGCCGGCTATTGGTAGAGGCCT



[View online >](#)

CAGCCCAAGGGTGTTCGAGTGAAGGAAACAGCCGACTTCAAGGTGTACACAAAGGGCGCTGGCAGTGGG  
AGCTAAAGGCTACTGTAAGGGTCCAAGGGTGAGGAGCGTGTAAAGCAGAAGGACTTAGGGGATGGTGT  
GTATGGCTTTGAATATTACCTACAATCCCTGGCACAATCACTGTACCATCACATGGGGTGGCCAGAAC  
ATTGGTCGAAGTCCGTTTGAGGTGAAGGTAGGCACTGAGTGTGGCAATCAGAAAGTTCGGGCATGGGGTC  
CTGGCCTGGAAGGAGGCATTGTTGGCAAGTCAGCAGACTTCGTAGTAGAGGCCATTGGTGATGATGTGG  
CACCTTGGGTTTCTCTGTGGAAGGTCCATCACAGGCAAAGATTGAATGTGACGACAAGGGTGTAGGCTCC  
TGTGATGCGCTATTGGCCCCAGGAGGTGGCAGTATGCTGTTCAATGTGCTGTGTAACAGTGAGGATA  
TCCGTCTCAGTCCCTTTCATGGCTGACATCCGTGAGGCACCCAGGATTTTACCCAGACAGGGTGAAGGC  
ACGTGGGCTGGATTGGAGAAGACTGGTGTGGCTGTCAACAAGCCAGCAGAGTTCACAGTTGATGCCAAG  
CATGCTGGGAAGGCTCCTCTTCGAGTTCAGTTCAAGGACAATGAGGGCTGCTCTGTGGAAGCGACAGTCA  
AGGACAATGGCAATGGTACTTACAGCTGTTCTTATGTGCCAGAAAGCCAGTGAAGCACACAGCCATGGT  
TTCTTGGGAGGTGTGAGCATCCCCAACAGTCTTTCCGGGTGAATGTGGGAGCTGGCAGCCATCCAAAC  
AAAGTCAAGGTGTATGGTCCAGGAGTGGCAAGACTGGGCTCAAGGCCATGAACCTACCTACTTTACTG  
TGGATTGACTGAAGCTGGCCAGGAGATGTCAGCATTGGTATCAAGTGTCCCCGGAGTGTGGGCC  
CACTGAGGCTGATATTGACTTTGATATCATCCGCAATGACAATGACACCTTCACTGTAAAATACACACC  
TGTGGGGCTGGCAGCTATACCATCATGGTCTTTTTGCTGACCAGGCCACACCCACCAGCCCATCAGAG  
TCAAAGTGGAGCCTTCTCATGATGCCAGCAAGGTGAAGGCTGAGGGTCTGGCCTAAATCGCACTGGTGT  
TGAACCTGGCAAACCCACCCATTTACAGTCAATGCTAAAAGTGTGGGAAAGGCAAGCTGGATGTCCAA  
TTCTCAGGACTGGCTAAGGGAGATGCAGTACGGGATGTGGACATCATTGACCACCATGATAATACCTACA  
CAGTCAAGTACATTCCTGTGCAGCAGGGCCAGTAGGTGTCAATGTCACCTATGGAGGAGATCACATCCC  
CAAGAGTCCATTTTCAAGTGGGAGTATCTCAAGCCTGGATCTCAGCAAAATCAAGGTGTCTGGCCTGGT  
GACAAAGTGGACGTTGGCAAAGATCAAGAGTTCACAGTAAAGTCAAAGGGTGCAGGTGGTCAAGGCAAAG  
TAGCATCAAGATTGTGAGTCCCTCAGGTGCAGCGGTACCTGCAAGGTAGAGCCAGGCTGGGAGTGA  
CAACAGCGTGGTACGTTTTGTGCCCCGTGAAGAGGGGCCCTATGAGGTGGAAGTACCTATGATGGTGTG  
CCTGTACCTGGCAGTCCCTTTCCACTAGAAGCTGTGGCCCCACCAAACCCAGCAAGGTGAAGGCGTTTG  
GACCAGGGCTACAGGGGGCAATGCAGGCTCCCCTGCCCGCTTACCATTGATACAAAGGGTGTGGCAC  
TGGTGGCTGGGCTGACAGTGAAGGCCCTGTGAAGCAGAGCTTGAAGTGCCTAGACAACGGGGATGGT  
ACATGCTCTGTGCTTATGTACCCACTGAGCCTGGGGACTACAACATCAACATCCTTTTTGCTGACACCC  
ACATTCCTGGATCCCATTTCAAGGCCATGTGGCTCCTTGTGTTTGTATGCATCAAGGTGAAGTGTCTCAGG  
CCCTGGGCTGGAGCGGGTACTGCTGGTGAAGTAGGGCAGTTCAGTGGACTGTTCAAGTGTGGCAGT  
GCTGAGTTGACGATTGAGATCTGCTCTGAGGCAGGACTGCCAGCTGAAGTATACATTCAGACCATGGTG  
ATGGCACACACACATTACCTATATTCCTCTGTCTGGGGCTTACACTGTTACCATCAAGTATGGCGG  
CCAGCCTGTGCCAACTTCCCCAGCAAGCTACAGGTGGAACCTGCTGTAGATACCTCAGGTGTACAGTGC  
TATGGGCTGGGATTGAAGGTCAAGGTGTCTTCCGAGAGGCAACCACTGAGTTCAAGTGTGGATGCCCGGG  
CTCTTACACAGACTGGAGGGCCACATGTCAAGGCTCGAGTGGCCAACCCCTCAGGCAATCTGACAGATAC  
CTATGTGCAAGACTGTGGGGATGGCACATACAAAGTGAATACACTCCATATGAGGAAGGAGTACTCTCT  
GTGGATGTGACTTATGATGGCAGCCCTGTGCCAGCAGCCCTTCCAGGTGCCTGTAACAGAGGGCTGTG  
ACCCCTCCCGGGTGGTGTCCATGGACCAGGCATCCAAAGTGGTACCACCAACAAACCAACAAAGTTCAC  
AGTAGAAAACAGGGGAGCTGGCACAGTGGCCTGGGCTGGCTGTTGAGGGTCCCTCAGAGGCCAAGATG  
TCTTGTATGGATAATAAAGATGGCAGCTGCTCAGTAGAATACATCCCTATGAAGCTGGAACCTATAGCC  
TTAATGTCACTTATGGTGGTACCAAGTCCAGGTAGTCCCTTCAAGGTCCCTGTACATGATGTGACAGA  
TGCATCTAAAGTCAAGTGTCTGGACCTGGCCTAAGCCCAGGCATGGTCCGTGCCAACCTCCCTCAGTCC  
TTTCAGGTGGACACAAGCAAAGCTGGAGTTGCCCACTGCAGGTCAAAGTGCAGGGGCCAAAGGCTGG  
TGGAGCCAGTGGATGTAGTGGACAATGCTGATGGTACTCAGACTGTCAACTATGTGCCAGCCGAGAAGG  
GTCCTATAGCATTCTGTGCTGTATGGTGAAGAAGAAGTCCACGGAGCCCTTCAAGGTCAAGGTGCTG  
CCTACACATGATGCCAGTAAGGTGAAGGCCAGTGGACCTGGACTCAACACCAGTGGTGTACCTGCTAGCC  
TGCTGTGGAGTTCACCATTTGATGCCAAGGATGCTGGGGAGGGTCTGTTGGCTGTCCAGATTACGGATCC  
TGAAGGCAAGCCCAAGAAGACACACATTCAAGATAATCATGATGGCACATACACGGTGGCTTATGTGCCA  
GATGTGCCAGGCCGTACACAATCCTCATCAAGTATGGTGGTGTGAGATTCCCTTTTTCCCGTACCGTG  
TCCGGGCTGTGCCCACTGGGGATGCCAGCAAGTGCACAGTGCAGGTGCTGGCATTGGCCCCACCATCCA  
GATTGGGGAGGAGACGGTATTACTGTGGACACAAAAGCAGCAGGCAAAGGCAAAGTGACTTGTACTGTG  
TGCACACCTGATGGCTCAGAGGTAGACGTGGACGTGGTGGAGAATGAGGATGGCACCTTTGACATCTTCT

ACACAGCTCCCCAACCGGCAAATATGTCATCTGTGTGCGCTTCGGTGGCGAGCATGTGCCAACAGCCC  
CTTCCAAGTTACAGCTTTGGCTGGGGACCAACCAACAGTGCAGACCCCATTAAGGTCTCAGCAGCTGGCT  
CCACAGTATAACTATCCTCAGGGTAGCCAGCAAACCTGGATTCCAGAGAGGCCCATGGTGGGCGTTAATG  
GGCTGGATGTGACCAGCCTGAGGCCCTTTGATCTTGTATCCCCCTTCACTATCAAGAAGGGGAGATCAC  
TGGGAAGTTCGAATGCCTCAGGCAAGGTGGCCAGCCTTCCATTACTGATAACAAAGATGGCACTGTT  
ACTGTACGTTACTCACCCAGTGAAGCTGGCCTGCATGAAATGGACATTCGCTATGACAATATGCATATCC  
CAGGAAGCCCTCTGCAGTCTATGTTGATTATGTCAACTGTGGCCACATCACTGTTATGGTCCTGGCCT  
TACCCATGGAGTGGTCAACAAACCTGCCACCTTCACTGTCAACACCAAGGATGCAGGAGAGGGGGCTTG  
TCTCTGGCCATTGAGGGTCCATCTAAAGCAGAAATCAGTTGCACTGACAACCAGGATGGAACATGCAGTG  
TCTCTTACCTGCCTGACTGCCTGGTACTATAGCATCCTAGTTAAGTACAATGATCAACACATCCCAGG  
CAGTCCCTTTACTGCCAGAGTAACAGGTGACGATTCCATGCGTATGTCCACCTAAAGGTGGGTTCTGCT  
GCTGATATCCCCATCAATATCTCAGAAACAGACCTTAGCCTACTCACAGCCACTGTGGTCCACCTTCGG  
GTCGAGAGGAACCCTGTCTGCTGAAACGTTTGCAGAAATGGCCACGTGGGATTTCCTTCGTGCCAAGGA  
GACAGGGGAGCACCTGGTACATGTGAAGAAGAATGGCCAGCATGTGGCAAGCAGTCCCATCCCAGTAGT  
ATCAGCCAGTCGGAGATAGGTGATGCCAGCCGTGTGAGGGTCTCTGGTCAAGGTCTTCATGAAGGTATA  
CCTTTGAGCCTGCAGAGTTTATTATTGACACCAGAGATGCAGGCTACGGTGGGCTTAGTCTGTCCATTGA  
GGGCCCTAGCAAAGTAGACATCAACACAGAGGATCTGGAGGATGGCACATGCAGGGTCACTACTGTCCC  
ACAGAGCCTGAAACTACATTATAAACATCAAATTTGCTGACCAGCATGTGCCTGGCAGTCCCTTTTCTG  
TGAAGGTGACAGGTGAGGGCCGGGTGAAAGAGAGTATCACACGCAGGCGAGCTGCCCTTCTGTGGCCAA  
TATTGGCAGTCATTGTGACCTCAGCCTGAAGATTCTGAAATTAGCATCCAAGATATGACAGCCAGGTG  
ACCAGCCCATCAGGCAAGACCCATGAGGCGAGAGATCGTAGAAGGAGAGAACATACTTACTGTATCCGAT  
TTGTGCCTGCTGAGATGGGAATGCATACAGTCAGTGTCAAGTACAAGGGCCAGCATGTACCTGGGACCC  
CTTCCAGTTCAGTGTGGGCTCTGGGGAAAGGGGTGCTCACAAGTCCGTGCTGGAGGCCCTGGCCTA  
GAGAGGGCTGAAGTTGGAGTGCCACGGAGTTCGGCATTGGACTAGGGAAGCTGGCGCTGGAGGCCCTGG  
CCATTGCTGTTGAAGGCCCCAGCAAGGCTGAGATCTTTTCGAGGACCGAAAGGATGGCTCCTGTGGTGT  
GGCCTACGTAGTTCAGGAGCCAGGTGACTATGAGGTCTCAGTCAAGTTCAACGAGGAGCACATACCTGAT  
AGCCCCCTCGTGGTGCCTGTGGCTTCTCCGTCTGGTGACGCCCGCCCTTACTGTTTCTAGTCTTCAGG  
AGTCAGGGTTAAAGGTCAACCAGCCAGCATCTTTTGCAGTCAGTCTGAATGGAGCCAAGGGGCAATTGA  
TGCCAAGGTGCACAGCCCTCAGGAGCTCTGGAGGAGTGTATGTCACAGAGATTGACCAAGATAAGTAT  
GCTGTGCGTTTCATCCCACGAGAGAATGGCATCTACTTGATTGATGTCAAGTTCAATGGTACTCACATTC  
CTGGAAGTCCCTTCAAGATCCGAGTTGGGAGCCTGGGCATGGAGGGGACCCAGGCTTAGTGTCCGCTA  
TGGAGCAGGCCTGGAAGGTGGTGTACAGGGAGCCAGCAGAGTTTATTGTGAACACAAGCAATGCAGGA  
GCTGGTGCCTTTTCGGTTACCATTGATGGCCCCTCCAAGGTGAAGATGGATTGCCAGGAGTGCCCGGAGG  
GCTATCGTGTACCTATACCCCATGGCACCTGGCAGTACCTCATCTCCATCAAGTATGGTGGCCCTA  
TCACATTTGGTGAAGTCCCTTTAAAGCCAAGGTACAGGTCTCGTCTTGTAAAGCAACCACAGCCTCCAT  
GAGACATCATCTGTGTTGTGGACTCTTTGACTAAAGTTGCCACGGTTCCTCCAGCATGCAACCTCAGGCC  
CAGGTCCTGCTGATGTGCAAGGTAGTAGCCAAAGCCCTGGGGCTAAGCAAGGCTTATGTAGGCCAGAA  
GAGCAACTTACAGTAGATTGCAGCAAAGCAGGTAACAACATGCTGCTGGTGGGCGTGCATGGCCCAAGG  
ACACCCGTGAAGAGATCCTGGTAAACACATGGGCAGCCGCTCTATAGTGTCTTACCTGCTCAAGG  
ACAAAGGGAGTACACACTGGTGGTCAAGTGGGGTATGAGCATATCCCAGGCAGCCCATACCGCATTAT  
GGTACCC

ACGCGTACGCGGCCGCTCGAGCAGAACTCATCTCAGAAGAGGATCTGGCAGCAAATGATATCCTGGATT  
ACAAGGATGACGACGATAAGGTTTAA

**Protein Sequence:** >MR227403 representing NM\_010227  
 Red=Cloning site Green=Tags(s)

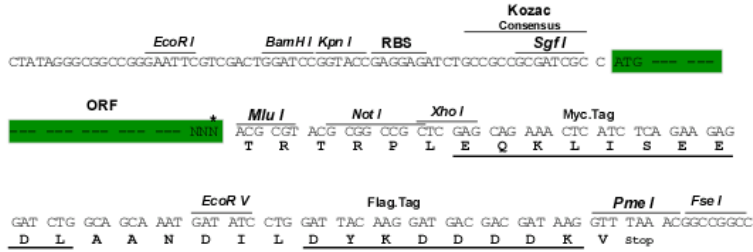
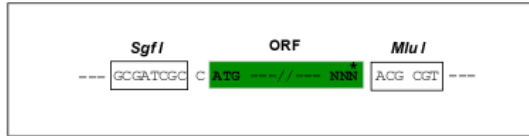
MSSSHSRGQSAAVASPGGSIDSRDAEMPATEKDLAEDAPWKKIQNTFTRWCNEHLKCVSKRIANLQTD  
 LSDGLRLIALLEVL SQQKMHRKHNRPTFRMQLENVVALEFLDRESIKLVSIDSKAIVDGNLKLILGL  
 IWTLILHYSISMPMWDEEEDEEAKKQTPKQRLLGWIQNKLPQLPITNFSRDWQSGRALGALVDSAPGLC  
 PDWDSWDASKPVNNAREAMQQADDWLGIPQVITPEEIVDPNVDEHSVMTYLSQFPKAKLKPAPLRPKLN  
 PKKARAYGPGIEPTGNMVKKRAEFTVETRSAGQGEVLVYVEDPAGHQEEAKVTANNDKNRTFSVWYVPEV  
 TGTHKVTVLFAGQHI AKSPFEVYVDKSSQGDASKVTAQGGPLEPSGNIANKTTYFEIFTAGAGMGEVEVVI  
 QDPTGQKGTVEPQLEARGDSTYRCSYQPTMEGVHTVHVTFAGVPIPRSPYTVTVGQACNPAACRAIGRGL  
 QPKGVRVKETADFKVYTKGAGSGELKVTVKGPKGEERVKQKDLGDGVYGFEEYPTIPGTYTVTITWGGQN  
 IGRSPFEVKVGTCEGNQVRAWGPGLEGGIVGKSADFVVEAIGDDVGTGFSVEGSPQAKIECDDKGDGS  
 CDVRYWPQAGEYAVHVL CNSEDIRLSPFMADIREAPQDFHPDRVKARGPGLKTVAVNKP AEFVDAK  
 HAGKAPLRVQVDNEGCSVEATVKDNGNGTYSCSYVPRKPVKHTAMVSWGVSIPNSPFRVNVGAGSHPN  
 KVKVYGPVAKTGLKAHEPTYFTVDCTEAGQGDVSIKICAPGVVGPTEADIDFDIIRNDNTFTVKYTP  
 CGAGSYTIMVLFADQATPTSPIRVKVEPSHDASKVKAEGPGLNRTGVELGKPTHTVNAKTAGKGLDVG  
 FSLGAKGDVAVRDVDIIDHHDNTYTVKYIPVQQGPVGVNVTYGGDHIPKSPFSVGVSPSLDL SKIKVSGLG  
 DKVDVGDQEFVTKSKGAGGQGVASKIVSPSGAAVPCVPEPGLGADNSVRFVPREEGPYEVEVTDGV  
 PVPGPSFPLEAVPTKPSKVKAFGPGGLQGGNAGSPARFTIDTKGAGTGGLGLTVEGPCEAQLECLDNGDG  
 TCSVSYVPTPEGDYINILFADTHIPGSPFKAHVAPCFDASKVKCSGGLERATAGEVGFQVDCSSAGS  
 AELTIEICSEAGLPAEVYIQDHGDGHTITYIPLCPGAYTVTIKYGQPVNFPKLVQVEPAVDTSGVQC  
 YGPGIEGQGVFREATTESVDARALTQTGGPHVKARVANPSGNLTDYVQDCGDGTYKVEYTPYEEGVHS  
 VDVTYDGPVSPSPFQVPVTEGCDPSRVRVHGPGIQSGTTNKNPKFTVETRGAGTGGGLAVEGPSEAKM  
 SCMDNKDGSCEVYIPYEAGTYSLNVTYGGHQVPGSPFKVPVHDVTDASKVKCSGGLSPGMVRANLPQS  
 FQVDTSKAGVAPLQVKVQPKGLVEPVDVVDNADGTQTVNYVPSREGSYSISVL YGEEVPRSPFKVKVL  
 PTHDASKVKASGPGLNNTGVPASLPVEFTIDAKDAGEGLLAVQITDPEGKPKKTHIQDNHDGTYTVAYVP  
 DVPGRYILIKYGGDEIPFSPYRVRAVPTGDASKCTVTGAGIGPTIQIGEETVITVDTKAAGKGVCTCTV  
 CTPDGSEVDVVDVENEDGTFDIFYTAPQPGKYVICVRFGGHEHPNSPFQV TALAGDQPTVQTPLRSQQLA  
 PQYNYPQGSQQTWIPERPMVGNGLDVTSLRPFDLVIPFTIKKGEITGEVRMPGKVAQPSITDNKDGTV  
 TVRYSPSEAGLHEMDIRYDNMHIPGSPLQFYVDYVNCGHITAYGPGLTHGVVNKPATFTVNTKDAGEGGL  
 SLAIEGPKAEISCTDNQDGTCSVSYLPVLPGDYSILVKYNDQHIPGSPFTARVTGDDSMRMSHLKVGSA  
 ADIPINISSETDLLTATVVPPSGREEPCLLKRLRNGHVGISFVPKETGEHLVHVKKNQHVASSPIPVV  
 ISQSEIGDASRVRVSGQGLHEGHTFEPAEFIIDTRDAGYGGLSLSIEGPKVDINTEDLEDGTCRVTYCP  
 TEPGNYIINIKFADQHVPGSPFSVKVTGEGRVKESITRRRRAPSVANIGSHCDLSLKIPEISIQDMAQV  
 TSPSGKTHEAEIVEGENHTYCI R FVPAEMGMHTVSVKYKQHVPGSPFQFTVGPLGEGGAHKVRAGGPG  
 ERAEVGVP AEFGIWTREAGAGGLAIAVEGPKAEISFEDRDKDGS CGVAVVYVQEPGDYEVSVKFNEEHIPD  
 SPFVVPVAVSPGDARRLTVSSLQESGLKVNQASFAVSLNGAKGAIDAKVHSPSGALEECYVTEIDQDKY  
 AVRFIPRENGIYLIDVKFNHGHIPGSPFKIRVGEPEGHGGDPGLVSAYGAGLEGGVTGSPAEFIVNTSNAG  
 AGALSVTIDGPKVKMDCQCEPEGYRVTYTPMAPGSYLSISKYGGPYHIGGSPFKAKVTGPRLVSNHSLH  
 ETSSVFDVSLTKVATVPQHATSGPGPADVSKVAKGLGLSKAYVGQKSNFTVDCSKAGNMMLLVGVHGP  
 TPCEEILVKHMSRLLYSVYLLKDKGEYTLVVKWGDEHIPGSPYRIMVP

TRTRPLEQKLI SEEDLAANDILDYKDDDDKV

**Restriction Sites:** SgfI-MluI

Cloning Scheme:

Cloning sites used for ORF Shutting:

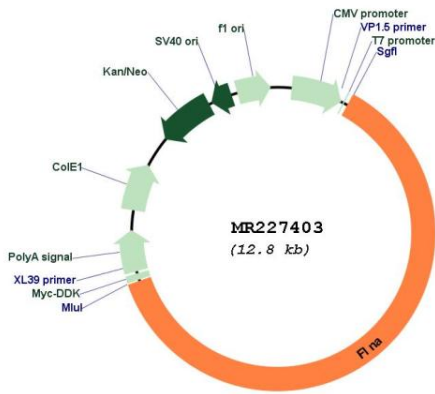


\* The last codon before the Stop codon of the ORF

ACCN: NM\_010227  
ORF Size: 7917 bp

<b>OTI Disclaimer:</b>	<p>Due to the inherent nature of this plasmid, standard methods to replicate additional amounts of DNA in E. coli are highly likely to result in mutations and/or rearrangements. Therefore, OriGene does not guarantee the capability to replicate this plasmid DNA. Additional amounts of DNA can be purchased from OriGene with batch-specific, full-sequence verification at a reduced cost. Please contact our customer care team at <a href="mailto:custsupport@origene.com">custsupport@origene.com</a> or by calling 301.340.3188 option 3 for pricing and delivery.</p> <p>The molecular sequence of this clone aligns with the gene accession number as a point of reference only. However, individual transcript sequences of the same gene can differ through naturally occurring variations (e.g. polymorphisms), each with its own valid existence. This clone is substantially in agreement with the reference, but a complete review of all prevailing variants is recommended prior to use. <a href="#">More info</a></p>
<b>OTI Annotation:</b>	This clone was engineered to express the complete ORF with an expression tag. Expression varies depending on the nature of the gene.
<b>Components:</b>	The ORF clone is ion-exchange column purified and shipped in a 2D barcoded Matrix tube containing 10ug of transfection-ready, dried plasmid DNA (reconstitute with 100 ul of water).
<b>Reconstitution Method:</b>	<ol style="list-style-type: none"> <li>1. Centrifuge at 5,000xg for 5min.</li> <li>2. Carefully open the tube and add 100ul of sterile water to dissolve the DNA.</li> <li>3. Close the tube and incubate for 10 minutes at room temperature.</li> <li>4. Briefly vortex the tube and then do a quick spin (less than 5000xg) to concentrate the liquid at the bottom.</li> <li>5. Store the suspended plasmid at -20°C. The DNA is stable for at least one year from date of shipping when stored at -20°C.</li> </ol>
<b>RefSeq:</b>	<a href="#">NM_010227.3</a> , <a href="#">NP_034357.2</a>
<b>RefSeq Size:</b>	8347 bp
<b>RefSeq ORF:</b>	7920 bp
<b>Locus ID:</b>	192176
<b>Cytogenetics:</b>	X 37.89 cM
<b>MW:</b>	280.5 kDa
<b>Gene Summary:</b>	<p>Actin binding protein that promotes orthogonal branching of actin filaments and links actin filaments to membrane glycoproteins. Anchors various transmembrane proteins to the actin cytoskeleton and serves as a scaffold for a wide range of cytoplasmic signaling proteins (By similarity). Interaction with FLNA may allow neuroblast migration from the ventricular zone into the cortical plate. Tethers cell surface-localized furin, modulates its rate of internalization and directs its intracellular trafficking. Involved in ciliogenesis. Plays a role in cell-cell contacts and adherens junctions during the development of blood vessels, heart and brain organs (PubMed:17172441). Plays a role in platelets morphology through interaction with SYK that regulates ITAM- and ITAM-like-containing receptor signaling, resulting in by platelet cytoskeleton organization maintenance (PubMed:20713593).[UniProtKB/Swiss-Prot Function]</p>

Product images:



Circular map for MR227403