

Product datasheet for **MR227390**

Havcr1 (NM_001166631) Mouse Tagged ORF Clone

Product data:

Product Type:	Expression Plasmids
Product Name:	Havcr1 (NM_001166631) Mouse Tagged ORF Clone
Tag:	Myc-DDK
Symbol:	Havcr1
Synonyms:	AI503787; KIM-1; TIM-1; Tim1; Timd1
Mammalian Cell Selection:	Neomycin
Vector:	pCMV6-Entry (PS100001)
E. coli Selection:	Kanamycin (25 ug/mL)
ORF Nucleotide Sequence:	>MR227390 ORF sequence Red=Cloning site Blue=ORF Green=Tags(s)

TTTTGTAATACGACTCACTATAGGGCGGCCGGAATTCGTCGACTGGATCCGGTACCGAGGAGATCTGCC
GCC**CGATCGCC**

ATGAATCAGATCAAGTCTTCATTTAGGCCTCATACTGCTTCTCCAGGCGCTGTGGATTCTTATGTGG
AAGTAAAGGGGGTGGTGGGTACCCTGTACACTTCCATGTACTACTCAACATATCGTGGAAATCACAAC
GACATGTTGGGGCCGAGGGCAATGCCATCTTCTGCTTGCAAAATACACTTATTTGGACCAATGGACAT
CGTGTCACCTATCAGAAGAGCAGTCGGTACAACCTAAAGGGGCATATTTGAGAAGGAGATGTGTCCTTGA
CGATAGAGAACTCTGTTGAGAGTGACAGTGGTCTGTATTGTTGTCGAGTGGAGATTCCTGGATGGTTTAA
TGATCAGAAAGTGACCTTTTCATTGCAAGTTAAACCAGAGATTCCACACAGTCCTCCAAGAAGACCCACA
ACTACAAGGCCACAGCTACAGGAAGACCCACGGCTATTTCAACAAGATCCACACATGTACCAACATCAA
CCAGAGTCTCTACCTCCACTCCTCCAACATCTACACACATGGACTCACAAACCAGACTGGAATGGCAC
TGTGACATCCTCAGGAGATACCTGGAGTAATCACACTGAAGCAATCCCTCCAGGGAAGCCGAGAAAAAC
CCTACTAAGGGCTTCTATGTTGGCATCTGCATCGCAGCCCTGCTGCTACTGCTCCTTGTGAGCACCGTGG
CTATCACCAGGTACATACTTATGAAAAGGAAGTCAGCATCTCTAAGCGTGGTTGCCTTCCGTGTCTCTAA
GATTGAAGCTTTGCAGAACGCAGCGGTTGTGCATTCGAGCTGAAGACAACATCTACATTGTTGAAGAT
AGACCT

ACGCGTACGCGGCCGCTCGAGCAGAAACTCATCTCAGAAGAGGATCTGGCAGCAAATGATATCCTGGATT
ACAAGGATGACGACGATAAGGTTTAA



[View online »](#)

Protein Sequence: >MR227390 protein sequence
Red=Cloning site Green=Tags(s)

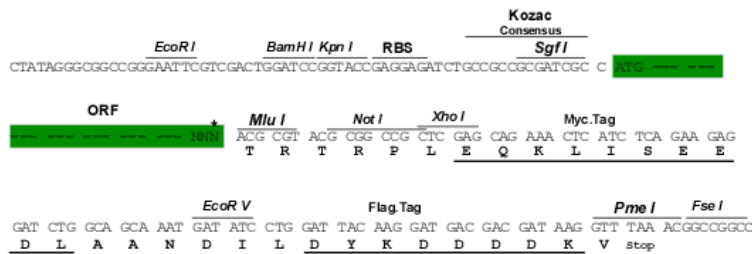
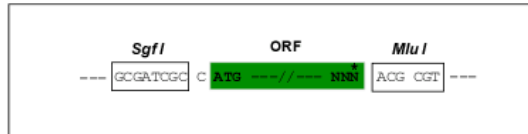
MNQIQVVISGLILLPLGAVDSYVEVKGVVGHVPTLPCTYSTYRGITTTTCWGRGQCPSSACQNTLIWTNGH
 RVTYQKSSRYNLKGHISEGDVSLTIENSVESDGLYCCRVEIPGWFNQKVTFLQVKPEIPTRPPRRPT
 TTRPTATGRPTAISTRSTHVPTSTRVSTSTPPTSTHTWTHKPDWNGVTSSGDTWSNHTEAIPPGKPKQN
 PTKGFYVGICIAALLLLLLLVSTVAITRYILMKRKSASLSVVAFRVSKIEALQNAAVVHSRAEDNIYIVED
 RP

TRTRPLEQKLISEEDLAANDILDYKDDDDKV

Restriction Sites: SgfI-MluI

Cloning Scheme:

Cloning sites used for ORF Shuttling:



* The last codon before the Stop codon of the ORF

ACCN: NM_001166631

ORF Size: 849 bp

OTI Disclaimer: The molecular sequence of this clone aligns with the gene accession number as a point of reference only. However, individual transcript sequences of the same gene can differ through naturally occurring variations (e.g. polymorphisms), each with its own valid existence. This clone is substantially in agreement with the reference, but a complete review of all prevailing variants is recommended prior to use. [More info](#)

OTI Annotation: This clone was engineered to express the complete ORF with an expression tag. Expression varies depending on the nature of the gene.

Components: The ORF clone is ion-exchange column purified and shipped in a 2D barcoded Matrix tube containing 10ug of transfection-ready, dried plasmid DNA (reconstitute with 100 ul of water).

Reconstitution Method:

1. Centrifuge at 5,000xg for 5min.
2. Carefully open the tube and add 100ul of sterile water to dissolve the DNA.
3. Close the tube and incubate for 10 minutes at room temperature.
4. Briefly vortex the tube and then do a quick spin (less than 5000xg) to concentrate the liquid at the bottom.
5. Store the suspended plasmid at -20°C. The DNA is stable for at least one year from date of shipping when stored at -20°C.

RefSeq: [NM_001166631.1](#), [NP_001160103.1](#)

RefSeq Size: 2001 bp

RefSeq ORF: 849 bp

Locus ID: 171283

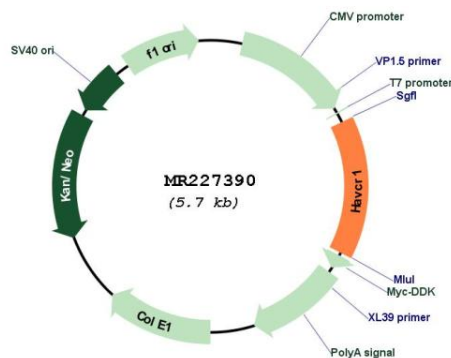
UniProt ID: [Q5QNS5](#)

Cytogenetics: 11 B1.1

MW: 30.9 kDa

Gene Summary: May play a role in T-helper cell development and the regulation of asthma and allergic diseases. Receptor for TIMD4. May play a role in kidney injury and repair (By similarity). [UniProtKB/Swiss-Prot Function]

Product images:



Circular map for MR227390