

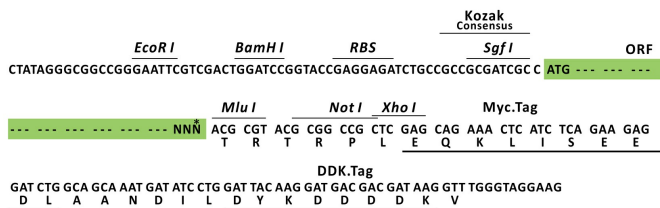
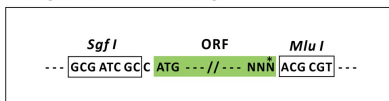
Product datasheet for **MR227302L3**

Alox12 (NM_007440) Mouse Tagged Lenti ORF Clone

Product data:

Product Type:	Expression Plasmids
Product Name:	Alox12 (NM_007440) Mouse Tagged Lenti ORF Clone
Tag:	Myc-DDK
Symbol:	Alox12
Synonyms:	9930022G08Rik; Alox12p; P-12LO
Mammalian Cell Selection:	Puromycin
Vector:	pLenti-C-Myc-DDK-P2A-Puro (PS100092)
E. coli Selection:	Chloramphenicol (34 ug/mL)
ORF Nucleotide Sequence:	The ORF insert of this clone is exactly the same as(MR227302).
Restriction Sites:	SgfI-MluI
Cloning Scheme:	

Cloning sites used for ORF Shuttling:



* The last codon before the Stop codon of the ORF.

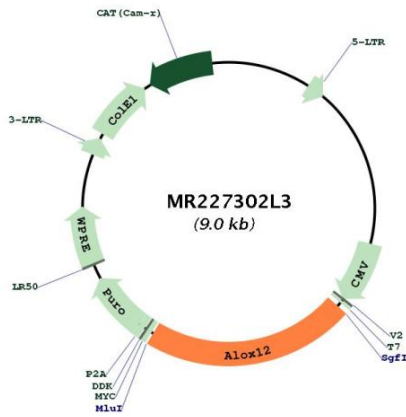
ACCN:	NM_007440
ORF Size:	1989 bp



[View online »](#)

OTI Disclaimer:	The molecular sequence of this clone aligns with the gene accession number as a point of reference only. However, individual transcript sequences of the same gene can differ through naturally occurring variations (e.g. polymorphisms), each with its own valid existence. This clone is substantially in agreement with the reference, but a complete review of all prevailing variants is recommended prior to use. More info
OTI Annotation:	This clone was engineered to express the complete ORF with an expression tag. Expression varies depending on the nature of the gene.
Components:	The ORF clone is ion-exchange column purified and shipped in a 2D barcoded Matrix tube containing 10ug of transfection-ready, dried plasmid DNA (reconstitute with 100 ul of water).
Reconstitution Method:	<ol style="list-style-type: none">1. Centrifuge at 5,000xg for 5min.2. Carefully open the tube and add 100ul of sterile water to dissolve the DNA.3. Close the tube and incubate for 10 minutes at room temperature.4. Briefly vortex the tube and then do a quick spin (less than 5000xg) to concentrate the liquid at the bottom.5. Store the suspended plasmid at -20°C. The DNA is stable for at least one year from date of shipping when stored at -20°C.
RefSeq:	NM_007440.4
RefSeq Size:	2991 bp
RefSeq ORF:	1992 bp
Locus ID:	11684
UniProt ID:	P39655
Cytogenetics:	11 42.99 cM
Gene Summary:	Non-heme iron-containing dioxygenase that catalyzes the stereo-specific peroxidation of free and esterified polyunsaturated fatty acids generating a spectrum of bioactive lipid mediators. Mainly converts arachidonic acid to (12S)-hydroperoxyeicosatetraenoic acid/(12S)-HPETE but can also metabolize linoleic acid. Has a dual activity since it also converts leukotriene A4/LTA4 into both the bioactive lipoxin A4/LXA4 and lipoxin B4/LXB4. Through the production of specific bioactive lipids like (12S)-HPETE it regulates different biological processes including platelet activation. It also probably positively regulates angiogenesis through regulation of the expression of the vascular endothelial growth factor. Plays a role in apoptotic process, promoting the survival of vascular smooth muscle cells for instance. May also play a role in the control of cell migration and proliferation.[UniProtKB/Swiss-Prot Function]

Product images:



Circular map for MR227302L3