

Product datasheet for **MR226763**

Wnt4 (NM_009523) Mouse Tagged ORF Clone

Product data:

Product Type:	Expression Plasmids
Product Name:	Wnt4 (NM_009523) Mouse Tagged ORF Clone
Tag:	Myc-DDK
Symbol:	Wnt4
Synonyms:	Wnt-4
Mammalian Cell Selection:	Neomycin
Vector:	pCMV6-Entry (PS100001)
E. coli Selection:	Kanamycin (25 ug/mL)
ORF Nucleotide Sequence:	>MR226763 ORF sequence Red=Cloning site Blue=ORF Green=Tags(s)

TTTTGTAATACGACTCACTATAGGGCGCCGGGAATTCGTCGACTGGATCCGGTACCGAGGAGATCTGCC
GCC**CGGATCGCC**

ATGAGCCCCCGTTTCGTGCCTGCGGTCCCTGCGACTCCTCGTCTTCGCCGTGTTCTCGGCCCGCGGAGCA
ATTGGCTGTACCTGGCCAAGCTGTCATCGTGGGCAGCATCTCCGAAGAGGAGACGTGCGAGAAGCTCAA
AGGCTGATCCAGAGGCAGGTGCAGATGTGCAAACGGAACTCGAGGTGATGGACTCAGTGCCTGGC
GCCAGCTGGCCATCGAGGAGTGCCAATACCAGTTCGGAATCGGCGTGGAAGTGTCCACACTGGACT
CCCTCCCTGTCTTTGGGAAGGTGGTGACACAAGGGACCCGGGAGGCGGCTTTGTATACGCCATCTTTC
AGCAGGTGTGGCCTTTCAGTGACAAGGCATGCAGCAGTGGAGAAGTGGAGAAGTGTGGCTGTGACCGG
ACAGTGACCGGGTACGCCACAGGGCTTCCAGTGGTCAAGTGCCTCGGACAACATCGCCTATGGCGTAG
CCTTCTCACAGTCCTTTGTGGACGTCCGGGAGAGGAGCAAGGGGGCTCCTCCAGCCGGGCACTCATGAA
TCTTCAACAACAGAGGTGGCAGGAAGGCCATCTTGACACACATGCGGGTGGAGTGCAAGTGTACAGGG
GTGTCCGGCTCCTGCGAGGTAAGACGTGCTGGCGTGTACCGCCCTCCGCCAGGTTGGCCACGCGC
TAAAGGAGAAGTTGACGGTGCCACGGAGGTGGAGCCACGACGCTAGGCTCCTCCCGGGCGTGGTGGC
TCGGAATGCACAGTTCAAGCCACATACAGATGAGGACCTGGTATACCTGGAGCCTAGCCCGGACTTCTGT
GAGCAGGACATCCGAGTGGCGTGTAGGCACGAGGGCCGACGTGCAACAAGACATCTAAAGCCATTG
ACGGCTGCGAGCTACTGTGCTGTGGCCCGGCTTCCACACAGCGCAAGTGGAGCTGGCCGAGCGCTGTGG
CTGCAGGTTCCACTGGTGTCTCGTCAAGTGCCGGCAGTGCCAGCGGCTCGTGGAGATGCACACGTGC
CGGTG

AG**CGGACCG**ACGCGTACGCGGCCGCTCGAGCAGAACTCATCTCAGAAGAGGATCTGGCAGCAAATGATATCC
TGGATTACAAGGATGACGACGATAAGGTTTAA



[View online »](#)

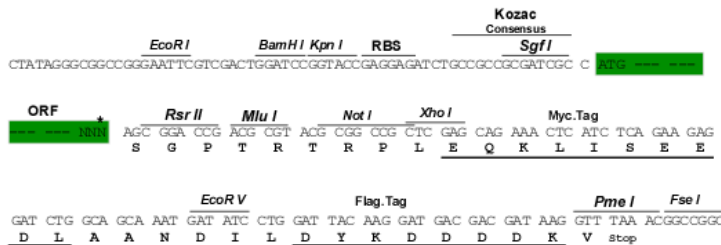
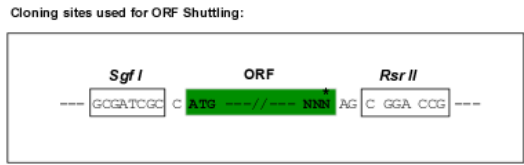
Protein Sequence: >MR226763 protein sequence
Red=Cloning site Green=Tags(s)

MSPRSLRSLRLLVFAVFSAAASNWLYLAKLSSVGSISEEETCEKLGKLIQRQVQMCKRNLEVMDSVRRG
 AQLAIEECQYQFRNRRWNCSTLDLSPVFGKVVTQGTREAAFVYAISSAGVAFVTRACSSGELEKCGCDR
 TVHGVSPQGFQWSGCSNDNIAYGVAFSQSFVDVRERSKGASSSRALMNLHNNEAGRKAILTHMRVECKCHG
 VSGSEVKTWCRAVPPFRQVGHALKEKFDGATEVEPRRVGSSRALVPRNAQFKPHTDEDLVYLEPSPDFC
 EQDIRSGVLGTRGRTCNKTSKAIDGCELLCCGRGFHTAQVELAERCGRFHWCCFVKCRQCQRLVEMHTC
 R

SGPTRTRPLEQKLISEEDLAANDILDYKDDDDKV

Restriction Sites: SgfI-RsrII

Cloning Scheme:



* The last codon before the Stop codon of the ORF

ACCN: NM_009523

ORF Size: 1055 bp

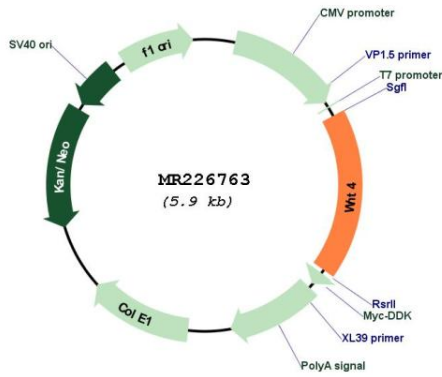
OTI Disclaimer: Due to the inherent nature of this plasmid, standard methods to replicate additional amounts of DNA in E. coli are highly likely to result in mutations and/or rearrangements. Therefore, OriGene does not guarantee the capability to replicate this plasmid DNA. Additional amounts of DNA can be purchased from OriGene with batch-specific, full-sequence verification at a reduced cost. Please contact our customer care team at custsupport@origene.com or by calling 301.340.3188 option 3 for pricing and delivery.

The molecular sequence of this clone aligns with the gene accession number as a point of reference only. However, individual transcript sequences of the same gene can differ through naturally occurring variations (e.g. polymorphisms), each with its own valid existence. This clone is substantially in agreement with the reference, but a complete review of all prevailing variants is recommended prior to use. [More info](#)

OTI Annotation: This clone was engineered to express the complete ORF with an expression tag. Expression varies depending on the nature of the gene.

Components:	The ORF clone is ion-exchange column purified and shipped in a 2D barcoded Matrix tube containing 10ug of transfection-ready, dried plasmid DNA (reconstitute with 100 ul of water).
Reconstitution Method:	<ol style="list-style-type: none">1. Centrifuge at 5,000xg for 5min.2. Carefully open the tube and add 100ul of sterile water to dissolve the DNA.3. Close the tube and incubate for 10 minutes at room temperature.4. Briefly vortex the tube and then do a quick spin (less than 5000xg) to concentrate the liquid at the bottom.5. Store the suspended plasmid at -20°C. The DNA is stable for at least one year from date of shipping when stored at -20°C.
RefSeq:	<u>NM_009523.1</u> , <u>NM_009523.2</u> , <u>NP_033549.1</u>
RefSeq Size:	3823 bp
RefSeq ORF:	1056 bp
Locus ID:	22417
UniProt ID:	<u>P22724</u>
Cytogenetics:	4 D3
MW:	39 kDa
Gene Summary:	Ligand for members of the frizzled family of seven transmembrane receptors (Probable). Plays an important role in the embryonic development of the urogenital tract and the lung (PubMed:7990960, PubMed:9989404, PubMed:16054034, PubMed:17537789, PubMed:19830824, PubMed:26321050). Required for normal mesenchyme to epithelium transition during embryonic kidney development (PubMed:7990960, PubMed:16054034, PubMed:17537789, PubMed:19830824). Required for the formation of early epithelial renal vesicles during kidney development (PubMed:16054034). Required for normal formation of the Mullerian duct in females, and normal levels of oocytes in the ovaries (PubMed:9989404, PubMed:19830824). Required for normal down-regulation of 3 beta-hydroxysteroid dehydrogenase in the ovary (PubMed:9989404). Required for normal lung development and for normal patterning of tracheal cartilage rings (PubMed:26321050).[UniProtKB/Swiss-Prot Function]

Product images:



Circular map for MR226763