

Product datasheet for MR226605

Ehmt1 (NM_001109687) Mouse Tagged ORF Clone

Product data:

Product Type:	Expression Plasmids
Product Name:	Ehmt1 (NM_001109687) Mouse Tagged ORF Clone
Tag:	Myc-DDK
Symbol:	Ehmt1
Synonyms:	9230102N17Rik; D330003E03; Eu-HMTase1; GLP; GLP1; KMT1D; mKIAA1876
Vector:	pCMV6-Entry (PS100001)
E. coli Selection:	Kanamycin (25 ug/mL)
Cell Selection:	Neomycin
ORF Nucleotide Sequence:	>MR226605 representing NM_001109687 Red=Cloning site Blue=ORF Green=Tags(s)

TTTTGTAATACGACTCACTATAGGGCGCCGGAATTCGTCGACTGGATCCGGTACCGAGGAGATCTGCC
GCCGCGATCGCC

ATGGCCCGCGCTGATGCTGAGCAGGCAGTTCTGGCCAAGCAAGAGACCAAGCAGGATTGCTGCATGAAAA
CTGAGCTGCTAAGGGAAGATACACCTATGGCTGCTGATGAAGTTCCACAGAGAAAACAAGAGGAGAGAC
TCCCATGGCTGCAGATGGAGAAAACAATGGGTCTTGTAAGAGAGTGGGGATCCCAGCCATCTAAATGCA
CCCAAACACACTCAGGAGAACACAAGAGCTAGCCACAGGAAGGCACCAACAGAGTGTCTCGGGTGGCAG
AAAATGGGGTTTCAGAAAGAGACACAGAAGTGGGGAAGCAAAAACCATGTCACAGCTGACGACTTCATGCA
GACATCTGTCAATTGGCAGCAATGGATATTTCTTAAATAAACAGCCCTGCAGGGGAGCCGTTGAGGACT
CCCAACATTCTAACCTCCTCGCTTCTGGTCTGCTGCAAAAACCTTCTCCTGGAGGAGCCAGTAAATGCA
GGACTCTGAGTGCACCTCCTCAGACACCAACCACAGCACCCTGTGCCTGGGGAAGGGAGTGCAGACAC
AGAGGACAGAAAGCCTACAGCCTCGGGCACTGATGTCAGGGTTCACAGGGCAGCAAGACCATGCCGAAG
TCCATCTTGGGCCTGCATGCAGCCAGCAAAGACCATAGAGAAGTTCAAGACCATAAGGAACCAAAAGAGG
ATATCAACAGAAACATTTCTGAATGTGGACGACAGCAGTTTTACCAACCTTCCCAGCCCTCCACCAGT
GCTACCTCAGAATCAGTGTCTACATGGCCACCACAAAGTCCCAGACAGCTTGCTTGCCTTTTGTAGCA
GCTGCAGTATCTCGAAGAAAAACGAAGAATGGGAACCTATAGTTTAGTTCCCAAGAAAAAGACAAAAG
TATTAACACAGAGGACGGTGATTGAGATGTTTAAAGCATAAACCCATTCCACTGTGGGCGCCAAGGGCGA
GAAAGCCTTAGATGATAGTGCCTGCATGTAATGGCGAGAGCTTGAGATGGACTCAGAAGATGAAGAC
TCCGATGAGCTGGAGGATGACGAGGACCATGGAGCTGAGCAAGCGGCTGCATTTCCCACCGAGGATAGTA
GGACTTCTAAAGAGAGCATGTCTGAGACTGACCGGGCTGCAAAGATGGATGGAGATTGAGAGGAGGAACA
GGAGTCTCCCGACACAGGGGAGGATGAAGATGGTGGAGACGAGTCTGACCTGAGTTCTGAATCCAGTATC
AGAAGAAATTTCTCAAGAGGAGAGGGAAGACTGACAGCCCTGGATCAAACCTGCTCGGAAAAGGAGGC
GGAGAAGTAGAAAGAAGCCGAGCAGCATGCTTGGTTCCGAGGCTTGTAAAGTCATCTCCAGGAAGCATGGA
GCAGGCAGCTCTGGGAGACAGCGCTGGCTATATGGAAGTTTCCCTGGATTCCCTGGATCTCCGTGTGAGA
GGAATTCTGTCTCCAGACAGAAAATGAAGGGCTGGCCAGTGGTCCGGATGTGCTGGGACGGATGGCC



[View online »](#)

TCCAGGAAGTGCCTCTCTGCAGCTGCCGAATGGAAACCCCAAGAGCCGCGAGATCAGCACCTGGCCAA
CAACCAGTGCATGGCCACTGAGAGCGTGGATCACGAAGGTAACCTCATGGAATGCCAGCCTGAGAGCAGC
ATCTCTCATCGTTTCATAAAGACTGTGCCTCTCGAGTCAACAATGCCAGCTACTGTCCCATTTGTGGG
AAGAAGCTTCAAAGGCCAAAGAGGTGACCATAGCAAAAGCAGACACAACCTCCACAGTGACCCTAGCCCC
TGGACAGGAGAAGAGCCTGGCTGCTGAAGGCAGGGCTGACACGACCACGGGCAGCATTGCTGGAGCCCCA
GAGGATGAAAGATCGCAGAGCACAGCCCCCAGGCACCAGAGTGTTCGACCCTGCCGGACCGGCTGGGC
TCGTGAGGCCGACATCTGCCTTTCCAGGGCCAGGAAAGGAAACCTTGAAAGTGCTCTAATCGCTCT
AGACTCTGAAAAACCCAAGAAACTTCGCTTCCACCCAAAAGCAGCTGTACTTCTCTGCCAGGCAGGGTGAG
CTGCAGAAGTGCTTCTCATGCTGGTTGATGGAATTGATCCCAACTTCAAATGGAGCACAAAAGTAAGC
GTTCCCATTTACATGCTGCTGCGGAGGCTGGCCACGTGGACATCTGCCACATGCTGGTTCAGGCGGGTGC
CAATATTGACACTTGCTCAGAGGACCAGCGACCCCACTGATGGAGGCTGCAGAGAACAACCACTTGGAT
GCAGTGAAGTACCTCATCAAGGCTGGAGCACAGGTGGATCCGAAGGACGCAGAGGGCTCCACATGTTTGC
ATTTGGCTGCCAAGAAAGGCCACTATGATGTGGTTCAGTATCTGCTTTCAAATGGACAGATGGATGTCAA
CTGCCAGGATGACGGTGGATGGACACCTATGATCTGGGCCACTGAGTACAAGCACGTGGAGCTGGTGAAG
CTGCTGTGTCTAAGGGCTCTGACATCAACATCCGGGACAACGAGGAGAACATTTGTCTGCACTGGCGAG
CATTTTACAGGCTGTGTGGACATAGCTGAAATACTTCTGGCTGCCAAGTGTGACCTGCATGCTGTGAATAT
CCATGGAGACTCACCCCTGCACATCGCAGCCAGGAGAATCGCTACGACTGTGTTGTCCTTTTCTTTCT
CGGGATTACAGATGTTACTCTGAAAAACAAGGAAGGAGAGACTCCCTTGCAGTGTGCAAGTCTCAGTTCGC
AGGTGTGGAGTGCATTGCAGATGAGCAAAGCACTTCGGGACTCAGCCCCGACAAGCCCGTTGCTGTTGA
GAAGACGGTGAGCAGGGATATCGCTCGAGGGTATGAGCGCATTCCCATCCCTGTGTCAATGCTGTGGAC
AGTGAGCTGTGCTACCAACTATAAGTATGTCTCCAGAAGTGTGTGACATCCCCATGAACATTGACA
GGAACATCACTCATTGTCAGTACTGCGTGTGTGTAGATGACTGCTCCTTAGCACCTGCATGTGTGGCCA
GCTGAGCATGCGCTGCTGGTATGATAAGGATGGCCGACTTCTGCCTGAGTTTAACATGGCAGAACCACCC
TTGATCTTCGAGTGCAATCATGCCTGCTCATGCTGGAGGAACTGCCGCAATCGTGTGGTGCAAAATGGTC
TCAGGGCAAGGCTGCAGCTTTATCGGACACAGGACATGGGCTGGGGTGTGCGGTCCTCCAGGATATCCC
ACTGGGCACCTTTGTCTGCAATACGTAGGGGAGCTGATTTCCGACTCTGAAGCTGATGTTCCGGGAAGAG
GACTCTTACCTCTTTGATCTTGACAATAAGGATGGAGAGGTATACTGCATTGACGCTCGGTTCTATGGGA
ATGTCAGCCGGTTCATAAACCACCACTGCGAACCACCTTGTGCCTGTGCGAGTGTTCATGTCACACCA
GGACCTGCGGTTCCAGGATTGCCTTCTCAGTACCCGCCTGATTCAGGCTGGGAGCAGCTCGGGTTC
GACTACGGGGAGCGCTTTTGGGACGTCAAGGGCAAGCTCTCAGTTGCCGGTGTGGGTCTCCAAGTGTG
GGCACTCAAGCGCAGCCCTGGCCAGAGGCAAGCCAGTGCAGCCAGGAGCCTCAGGAGAATGCCCTTCC
AGATACCAGCTCTGCAGCCGCTGCTGACCCCTA

ACGCGTACGCGGCCGCTCGAGCAGAAACTCATCTCAGAAGAGGATCTGGCAGCAAATGATATCCTGGATT
ACAAGGATGACGACGATAAGGTTTAA

Protein Sequence: >MR226605 representing NM_001109687
 Red=Cloning site Green=Tags(s)

```

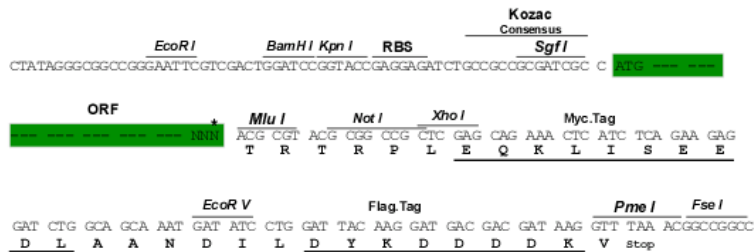
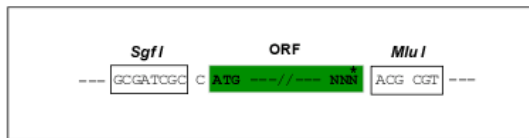
MAAADAEQAVLAKQETKQDCMKTELLREDTPMAADEGSTKQEGETPMAADGETNGSCEKSGDPShLNA
PKHTQENTRASPQEGTNRVSRVAENGVSERDTEVGKQNHVTADDFMQTSVIGSNGYFLNKPALQGQPLRT
PNILTSSLPGHAAKTLPGGASKCRTLSALPQTPTTAPTVPGEADSATEDRKPASGTDVRVHRARKTMPK
SILGLHAASKDHREVQDHKEPKEDINRNISECGRQQLLPTFPALHQSLPQNQCYMATTKSQTACLPFVLA
AAVSRKKRRMGTYSLVPKKKTKVLKQRTVIEMFKSITHSTVGAKGEKALDSDSALHVNGESLEMDSEDED
SDELEDEDDHGAEQAAAFPTEDSRTSKESMSETDRAAKMDGDSEEEQESPDTGEDEDGGDESLSSESSI
KKKFLKRRGKTDSPWIKPARKRRRRSRKPKSSMLGSEACKSSPGSMEQAALGDSAGYMEVSLDSLRLVR
GILSSQTENEGLASGPDVLTGDLQEVPLCSCRMETPKSREISTLANNQCMATESVDHEGNFMECQPESS
ISHRFHKDCASRVNNASYCPHCGEEASKAKEVTIAKADTTSTVTLAPGQEKSLAAEGRADTTTGSAGAP
EDERSQSTAPQAPECFDPAGPAGLVRPTSGLSQGPGKETLESALIALDSEKPKLRFHPKQLYFSARQGE
LQKVLMLVDGIDPNFKMEHQSKRSPLHAAAEAGHVDICHMLVQAGANIDTCSAQRTPLMEAAENHLD
AVKYLKAGAQVDPKDAEGSTCLHLAAKKGHYDVVQYLLSNGQMDVNCQDDGGWTPMIWATEYKHVELVK
LLLKSGSDINIRDNEENICLHWAAGSGCVDAEILLAAKCDLHAVNIHGDSPLHIAARENRYDCVVLFLS
RDSVTLKKNKEGETPLQCASLSSQVWSALQMSKALRDSAPDKPVAVEKTVSRDIARGYERIPICVNAV
SELCPNTYKYVSQNCVTPMNIIDRNITHLQYCVVDDCSSTCMCGQLSMRCWYDKDGRLLPEFNMAEPP
LIFECNHACSCWRNCRNRVQNGLRARLQLYRTQDMGWVRSLLQDIPLGTFVCEYVYVYVYVYVYVY
DSYLFDLNDKDGVEYCIDARFYGNVSRFINHHCEPNLVPVRFVMSHQDLRFPRIAFFSTRLIQAGEQLGF
DYGERFWDVKGLFSCRCGSSKCRHSSAALAQRQASAAQEPQENGLPDTSSAAAADPL
  
```

TRTRPLEQKLISEEDLAANDILDYKDDDDKV

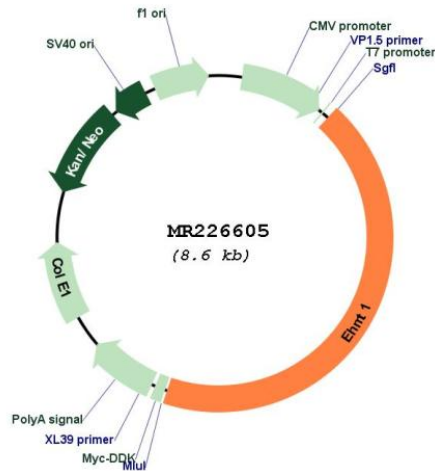
Restriction Sites: SgfI-MluI

Cloning Scheme:

Cloning sites used for ORF Shutting:



* The last codon before the Stop codon of the ORF

Plasmid Map:


ACCN: NM_001109687

ORF Size: 3744 bp

OTI Disclaimer: The molecular sequence of this clone aligns with the gene accession number as a point of reference only. However, individual transcript sequences of the same gene can differ through naturally occurring variations (e.g. polymorphisms), each with its own valid existence. This clone is substantially in agreement with the reference, but a complete review of all prevailing variants is recommended prior to use. [More info](#)

OTI Annotation: This clone was engineered to express the complete ORF with an expression tag. Expression varies depending on the nature of the gene.

Components: The ORF clone is ion-exchange column purified and shipped in a 2D barcoded Matrix tube containing 10ug of transfection-ready, dried plasmid DNA (reconstitute with 100 ul of water).

Reconstitution Method:

1. Centrifuge at 5,000xg for 5min.
2. Carefully open the tube and add 100ul of sterile water to dissolve the DNA.
3. Close the tube and incubate for 10 minutes at room temperature.
4. Briefly vortex the tube and then do a quick spin (less than 5000xg) to concentrate the liquid at the bottom.
5. Store the suspended plasmid at -20°C. The DNA is stable for at least one year from date of shipping when stored at -20°C.

RefSeq: [NM_001109687.2](#), [NP_001103157.1](#)

RefSeq Size: 4947 bp

RefSeq ORF: 3747 bp

Locus ID: 77683

UniProt ID: [Q5DW34](#)

Cytogenetics: 2 A3

MW: 137.1 kDa

Gene Summary: Histone methyltransferase that specifically mono- and dimethylates 'Lys-9' of histone H3 (H3K9me1 and H3K9me2, respectively) in euchromatin. H3K9me represents a specific tag for epigenetic transcriptional repression by recruiting HP1 proteins to methylated histones. Also weakly methylates 'Lys-27' of histone H3 (H3K27me). Also required for DNA methylation, the histone methyltransferase activity is not required for DNA methylation, suggesting that these 2 activities function independently. Probably targeted to histone H3 by different DNA-binding proteins like E2F6, MGA, MAX and/or DP1. During G0 phase, it probably contributes to silencing of MYC- and E2F-responsive genes, suggesting a role in G0/G1 transition in cell cycle. In addition to the histone methyltransferase activity, also methylates non-histone proteins: mediates dimethylation of 'Lys-373' of p53/TP53.[UniProtKB/Swiss-Prot Function]