

## Product datasheet for MR226440

### Usp48 (NM\_130879) Mouse Tagged ORF Clone

#### Product data:

**Product Type:** Expression Plasmids  
**Product Name:** Usp48 (NM\_130879) Mouse Tagged ORF Clone  
**Tag:** Myc-DDK  
**Symbol:** Usp48  
**Synonyms:** 2810449C13Rik; AI115503; BC021769; D330022K21Rik; Usp31  
**Mammalian Cell Selection:** Neomycin  
**Vector:** pCMV6-Entry (PS100001)  
**E. coli Selection:** Kanamycin (25 ug/mL)  
**ORF Nucleotide Sequence:** >MR226440 representing NM\_130879  
 Red=Cloning site Blue=ORF Green=Tags(s)

CTATAGGGCGGCCGGAATTTCGTGCGACTGGATCCGGTACCGAGGAGATCTGCC  
 GCC**CGATCGCC**

ATGGCTCCGCGGCTGCAGCTGGAGAAGGCGGCCTGGCGCTGGGCGGAGACGGTGC GGCCCGAGGAGGTGT  
 CGCAGGAGCACATCGAGACCGCCTACCGCATCTGGCTGGAGCCTTGTATCCGAGGCGTGTGCAGAAGAAA  
 CTGCAGAGGAAACCCGAATTGCTTGGTTGGCATTGGCAGCACATTTGGTTAGGAGAGATAGATGAGAAT  
 AGTTTTCATAGCATTGATGATCCCAACTGTGAGAGGAGGAAAAAGAATTCCTTTGTGGGCTTGACTAAC  
 TGGGAGCCACCTGCTACGTCAACACCTTCTCCAGGTGTGGTTCCCTCAACTTGGAGCTTCGGCAGGCGCT  
 GTACTTATGCCCCAGCACCTGCAGTGATTACACGAAGGGAGATGGGATCCATGGGGGAAAAGATTATGAG  
 CCTCAGACAATTTGTGAGCATCTTCAGTACTTGTGGTTTGTGCAAAAACAGTAACAGACGATACATCG  
 ATCCTTCAGGATTTGTTAAAGCCTTGGGCTTAGATACTGGGCAGCAGCAGGATGCACAAGAGTTTCCAA  
 GCTCTTTATGTCGCTGTTGGAAGACACTTTGTCTAAACAGAAGAACC GGATGTTTCGGAATGTTGTGCAG  
 CAGCAGTTCTGTGGAGAATATGCCTATGTGACTGTGTGCAATCAGTGTGGCCGAGAGTCTAAGCTTGTAT  
 CGAAGTTCTATGAACTGGAGTTAAACATCCAAGGCCACAAGCAGTTAACAGACTGCATCTCAGAGTTCCT  
 GAAGGAAGAACGATTAGAAGGAGACAATCGATACTTCTGTGAAAACGTGCAGAGCAAACAGAATGCTACA  
 CGGAAAATCCGGCTTCTGAGCCTCCCTTGCACTGCACTTGAAGTTGCAGCTGATGCGTTTCGTGTTTGACAGG  
 AAAGTTGACACAAGAAGAAGCTCAATGCATACATCGGCTTCTCAGAGAGTCTAGATATGGAGCCTTACGT  
 GGAGCACAAAGGCGGGTCTTCTGTGTACAGCTCAGTGCCTCCATCCACAGAGGAGTCAAGCCTAT  
 TCTGGCCACTACATCGCACACGTGAAAGACCTCAGTCTGGAGAATGGTACAAGTTCAATGACGAGGACA  
 TAGAGAAGATGGAGGGCAAGAAGCTACAGCTAGGGATTGAGGAAGATCTAGAACCCTTCTAAATCCCAGAC  
 CCGTAAACCAAGTGTGGCAAAGGAACTCACTGCTCCCGAAATGCATACATGCTGGTTTATAGGCTGCAA  
 GCCCAGGAAAAGAACCACACAATGGTTCAAGTCCCAGCCTTCTTCAAGAGCTGGTAGATCGTGATAATT  
 CCAAATTCGAGGAGTGGTGTGTAGAAATGGCCGAGATGCGCAAGCAGAGTGTGGACAAAGGCAAAGCGAA  
 GCACGAGGAGGTGAAGGAGCTGTACCAAAGTTGCTGCTGGAGCTGAGCCCTATGAGTTTGTCTCTCTT



GAATGGCTGCAGAAGTGTTGGACGAGTCAACACCCACCAACCGATTGATAATAATGCTTGCCTGTGTT  
 CCCACGACAAGCTTCATCCTGATAAAAATATCAATTATGAAGAGAATATCGGAATATGCGGCTAACATTTT  
 CTATAGTCGATATGGAGGAGGTCCAAGACTAAGTGTGAAAGCCCTTTGTAAGGACTGCGTCGTGGAACGC  
 TGCCGTGTCTGCGCCTGAAGAATCAGCTGAATGAAGATTACAAAGCTGTCAACAATTTGCTGAAATCGA  
 CAATGAAGGGTGATGGATTTTGGGTAGGAAAGTCTTCTTGCCTAGCTGGCGCCAGCTGGCTCTTGAACA  
 ACTAGATGAGCAAGATGGTGAGGCGGAGCAAAGCAACGGGAAGATAAACGGGAGCACCTTCAATAAAGAT  
 GAATCAAAGGAAGAAAAGAAAGAAGAGGAGGAGGAATTAATTTTAAATGAAGACATTTCTGTCTCATG  
 GAGAGTTAAGCATATCTGAAAATGAAAGAAGGCTGGTTTCTCAGGAGGCTTGAGCAAGCTGCAGCAGTA  
 CTTCCCAAAGGCTCCCGAGTTCCCAAGTTACAGAGAGTGTGCTCGCAGTGCAAGATACTAGAACGAGAA  
 GGTGAAGAAAACGAAGCCTTGCATAAGATGATAGCAAACGAGCAGAAGACCTCACTTCCAAACTTGTTC  
 AGGACAAAACAGACCATGTCTCAGTAAGTGGCCAGAGGACACGGATGCTCTATATTGTGTCGCACTT  
 CTTTTAGATGAATGGCGGAAATTTGTTAGAAAGCCTGCAAGGTCTGCTCCTGTGTCGTAATTGGGAAT  
 GCTGCCCTTCTGTGCCACATGGAGGACTCATGTTTACATTTCTTCCCTCACCAAGAAGACTCGAAAC  
 TCTGTCAACCTTTAGAGAGAAGAGAAGGAGGCTGGCCACTGCAGCACATAATAATATAGCTCTCATATG  
 GCCCAGCGAATGGCAAATGATTTCAAAGCTCTTTGTTGTGATAAAGTAATTAATCACAAGAATTGAA  
 GTGGGAGACGTGAATCCTTCTCAAACACAGTATATTTCTGAACCTAGTCTCTGTCCAGATTGCAGAGAAG  
 GTCTGCTGTGCCAGCAGCAGAGGGACCTTCGAGAGTATACCCAAGCCACCATCTATGTCCACAAGTTGT  
 GGATAACAAAAGGTGATGAAGGACTCGGCCCCGAGTTGAATGTGAGTATTCTGAGACGGAAGAAGAC  
 AAGGAGGAGGCTAAGCCAGATGGGGAGAAGGATCCTGACTTTAATCAAAGCAATGGAAGTACCAAGCGAC  
 AGAAGACATCCCAACAGGGCTATGTGGCCTACCAGAAGCAGGTCTATCCGGAGGAGCAGAGGCACAGGAA  
 GGTTCCGGGAGAGAAGGCACTGTTGGTGTCTGCCAACCAGACGTTAAAAGAATTGAAGATTAGATCATG  
 CACGCATTTTCAGTTGCTCCATTTGACCAGAATTTGTCAATTGATGAAAAGATTTTAAACGACGACTGTG  
 CCACCTTGGTACCCTCGCGCTCATTCTGAGTCTGTCAATTTGTTAAAGGCTGATGAACCAATTGCAGA  
 CTACGCTGCAATGGATGATGTCATGCAAGTTTGTATGCCGGAAGAGGGCTTTAAAGGTACGGCCTGCTC  
 GGACAT

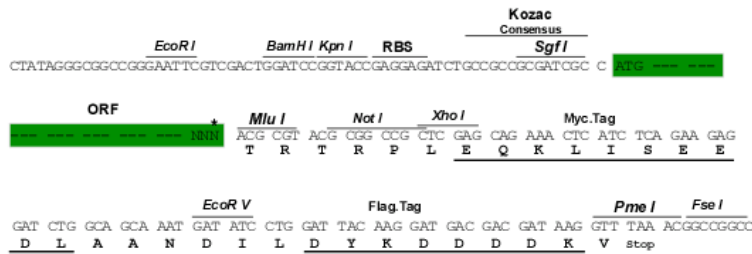
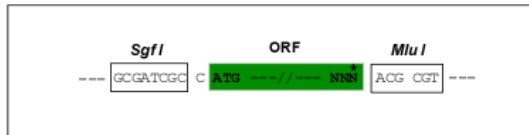
ACGCGTACGCGGCCGCTCGAGCAGAACTCATCTCTGAAGAGGATCTGGCAGCAAATGATATCCTGGATT  
 ACAAGGATGACGACGATAAGGTTTAA

Restriction Sites:

SgfI-MluI

Cloning Scheme:

Cloning sites used for ORF Shuttling:



\* The last codon before the Stop codon of the ORF

ACCN:

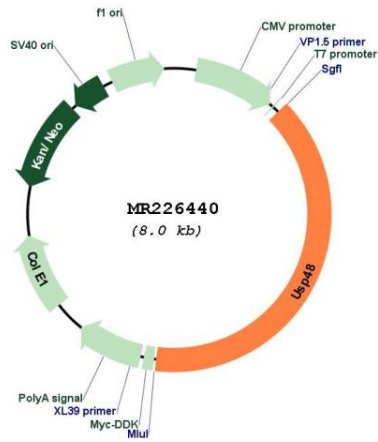
NM\_130879

ORF Size:

3156 bp

<b>OTI Disclaimer:</b>	The molecular sequence of this clone aligns with the gene accession number as a point of reference only. However, individual transcript sequences of the same gene can differ through naturally occurring variations (e.g. polymorphisms), each with its own valid existence. This clone is substantially in agreement with the reference, but a complete review of all prevailing variants is recommended prior to use. <a href="#">More info</a>
<b>OTI Annotation:</b>	This clone was engineered to express the complete ORF with an expression tag. Expression varies depending on the nature of the gene.
<b>Components:</b>	The ORF clone is ion-exchange column purified and shipped in a 2D barcoded Matrix tube containing 10ug of transfection-ready, dried plasmid DNA (reconstitute with 100 ul of water).
<b>Reconstitution Method:</b>	<ol style="list-style-type: none"><li>1. Centrifuge at 5,000xg for 5min.</li><li>2. Carefully open the tube and add 100ul of sterile water to dissolve the DNA.</li><li>3. Close the tube and incubate for 10 minutes at room temperature.</li><li>4. Briefly vortex the tube and then do a quick spin (less than 5000xg) to concentrate the liquid at the bottom.</li><li>5. Store the suspended plasmid at -20°C. The DNA is stable for at least one year from date of shipping when stored at -20°C.</li></ol>
<b>RefSeq:</b>	<a href="#">NM_130879.3</a>
<b>RefSeq Size:</b>	5766 bp
<b>RefSeq ORF:</b>	3159 bp
<b>Locus ID:</b>	170707
<b>UniProt ID:</b>	<a href="#">Q3V0C5</a>
<b>Cytogenetics:</b>	4 D3
<b>MW:</b>	121.1 kDa
<b>Gene Summary:</b>	Recognizes and hydrolyzes the peptide bond at the C-terminal Gly of ubiquitin. Involved in the processing of poly-ubiquitin precursors as well as that of ubiquitinated proteins. May be involved in the regulation of NF-kappa-B activation by TNF receptor superfamily via its interactions with RELA and TRAF2. May also play a regulatory role at postsynaptic sites (By similarity).[UniProtKB/Swiss-Prot Function]

Product images:



Circular map for MR226440