

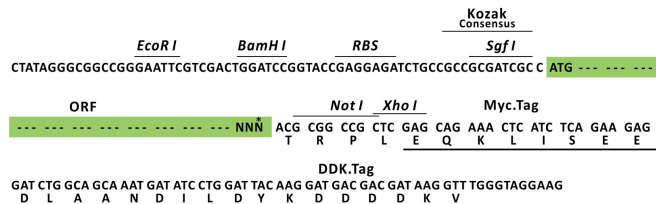
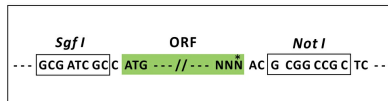
Product datasheet for MR226058L3

Tdrd1 (NM_031387) Mouse Tagged Lenti ORF Clone

Product data:

| | |
|---------------------------|--|
| Product Type: | Expression Plasmids |
| Product Name: | Tdrd1 (NM_031387) Mouse Tagged Lenti ORF Clone |
| Tag: | Myc-DDK |
| Symbol: | Tdrd1 |
| Synonyms: | MTR-1 |
| Mammalian Cell Selection: | Puromycin |
| Vector: | pLenti-C-Myc-DDK-P2A-Puro (PS100092) |
| E. coli Selection: | Chloramphenicol (34 ug/mL) |
| ORF Nucleotide Sequence: | The ORF insert of this clone is exactly the same as(MR226058). |
| Restriction Sites: | SgfI-NotI |
| Cloning Scheme: | |

Cloning sites used for ORF Shuttling:

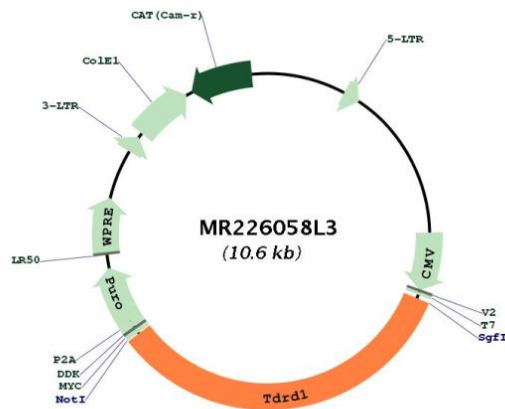


* The last codon before the Stop codon of the ORF.



[View online »](#)

Plasmid Map:



ACCN: NM_031387

ORF Size: 3516 bp

OTI Disclaimer: The molecular sequence of this clone aligns with the gene accession number as a point of reference only. However, individual transcript sequences of the same gene can differ through naturally occurring variations (e.g. polymorphisms), each with its own valid existence. This clone is substantially in agreement with the reference, but a complete review of all prevailing variants is recommended prior to use. [More info](#)

OTI Annotation: This clone was engineered to express the complete ORF with an expression tag. Expression varies depending on the nature of the gene.

Components: The ORF clone is ion-exchange column purified and shipped in a 2D barcoded Matrix tube containing 10ug of transfection-ready, dried plasmid DNA (reconstitute with 100 ul of water).

Reconstitution Method:

1. Centrifuge at 5,000xg for 5min.
2. Carefully open the tube and add 100ul of sterile water to dissolve the DNA.
3. Close the tube and incubate for 10 minutes at room temperature.
4. Briefly vortex the tube and then do a quick spin (less than 5000xg) to concentrate the liquid at the bottom.
5. Store the suspended plasmid at -20°C. The DNA is stable for at least one year from date of shipping when stored at -20°C.

RefSeq: [NM_031387.3](#), [NP_113564.2](#)

RefSeq Size: 5047 bp

RefSeq ORF: 3519 bp

Locus ID: 83561

UniProt ID: [Q99MV1](#)

Cytogenetics: 19 D2

Gene Summary: Plays a central role during spermatogenesis by participating in the repression transposable elements and preventing their mobilization, which is essential for the germline integrity. Acts via the piRNA metabolic process, which mediates the repression of transposable elements during meiosis by forming complexes composed of piRNAs and Piwi proteins and governs the methylation and subsequent repression of transposons. Required for the localization of Piwi proteins to the meiotic nuage. Involved in the piRNA metabolic process by ensuring the entry of correct transcripts into the normal piRNA pool and limiting the entry of cellular transcripts into the piRNA pathway. May act by allowing the recruitment of piRNA biogenesis or loading factors that ensure the correct entry of transcripts and piRNAs into Piwi proteins. [UniProtKB/Swiss-Prot Function]