

Product datasheet for **MR225996**

Ifitm1 (NM_026820) Mouse Tagged ORF Clone

Product data:

Product Type: Expression Plasmids
Product Name: Ifitm1 (NM_026820) Mouse Tagged ORF Clone
Tag: Myc-DDK
Symbol: Ifitm1
Synonyms: 1110036C17Rik; DSPA2a; Mil-2; Mil2
Vector: pCMV6-Entry (PS100001)
E. coli Selection: Kanamycin (25 ug/mL)
Cell Selection: Neomycin
ORF Nucleotide Sequence: >MR225996 ORF sequence
Red=Cloning site Blue=ORF Green=Tags(s)

TTTTGTAATACGACTCACTATAGGGCGCCGGAATTCGTCGACTGGATCCGGTACCGAGGAGATCTGCC
GCC**CGGATCGCC**

**ATGCCTAAGGAGCAGCAAGAGGTGGTTGTACTGGGGTCACCCACATCTCAACTTCTGCGACAGCCACCA
CAATCAACATGCCTGAGATCTCCAGCCTGACCATGTGGTCTGGTCCCTGTTCAATACACTCTTCATGAA
CTTCTGCTGCCTGGGCTTCGTAGCCTATGCCTACTCCGTGAAGTCTAGGGACAGGAAGATGGTGGGTGAT
ACGACTGGGGCCAGGCCTTCGCCTCCACGCCAAGTGCCTGAACATCAGCTCCCTGTTCTTCCACATCC
TCACGGCCATCGTCGTCATCGTTGTCTGTGCCATTAGA**

**ACGCGTACGCGGCCGCTCGAGCAGAACTCATCTCAGAAGAGGATCTGGCAGCAAATGATATCCTGGATT
ACAAGGATGACGACGATAAGGTTTAA**

Protein Sequence: >MR225996 protein sequence
Red=Cloning site Green=Tags(s)

MPKEQQEVVVLGSPHISTSATATTINMPEIISTPDHVVVWLSLNTLFMNFCLGFVAYAYSVKSRDRKMVGD
TTGAQAFASAKCLNISSLFFITLTAIVVIVVCAIR

TRTRPLEQKLISEEDLAANDILDYKDDDDKV

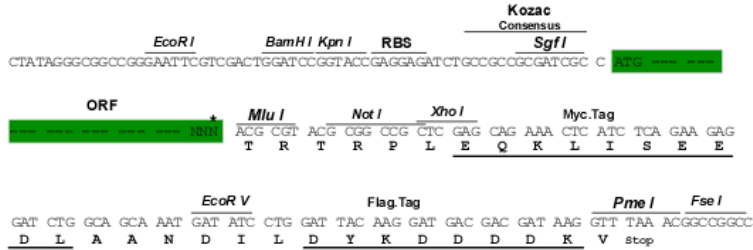
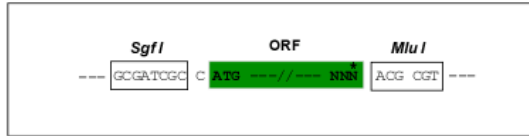
Restriction Sites: SgfI-MluI



[View online »](#)

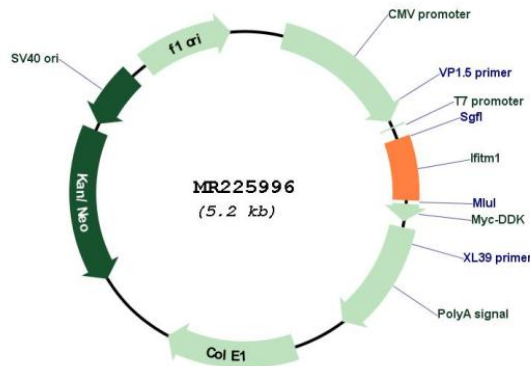
Cloning Scheme:

Cloning sites used for ORF Shutting:



* The last codon before the Stop codon of the ORF

Plasmid Map:



ACCN: NM_026820
 ORF Size: 318 bp

OTI Disclaimer: Due to the inherent nature of this plasmid, standard methods to replicate additional amounts of DNA in E. coli are highly likely to result in mutations and/or rearrangements. Therefore, OriGene does not guarantee the capability to replicate this plasmid DNA. Additional amounts of DNA can be purchased from OriGene with batch-specific, full-sequence verification at a reduced cost. Please contact our customer care team at custsupport@origene.com or by calling 301.340.3188 option 3 for pricing and delivery.

The molecular sequence of this clone aligns with the gene accession number as a point of reference only. However, individual transcript sequences of the same gene can differ through naturally occurring variations (e.g. polymorphisms), each with its own valid existence. This clone is substantially in agreement with the reference, but a complete review of all prevailing variants is recommended prior to use. [More info](#)

OTI Annotation: This clone was engineered to express the complete ORF with an expression tag. Expression varies depending on the nature of the gene.

Components: The ORF clone is ion-exchange column purified and shipped in a 2D barcoded Matrix tube containing 10ug of transfection-ready, dried plasmid DNA (reconstitute with 100 ul of water).

Reconstitution Method:

1. Centrifuge at 5,000xg for 5min.
2. Carefully open the tube and add 100ul of sterile water to dissolve the DNA.
3. Close the tube and incubate for 10 minutes at room temperature.
4. Briefly vortex the tube and then do a quick spin (less than 5000xg) to concentrate the liquid at the bottom.
5. Store the suspended plasmid at -20°C. The DNA is stable for at least one year from date of shipping when stored at -20°C.

RefSeq: [NM_026820.3](#), [NP_081096.3](#)

RefSeq Size: 676 bp

RefSeq ORF: 321 bp

Locus ID: 68713

UniProt ID: [Q9D103](#)

Cytogenetics: 7 F5

MW: 11.5 kDa

Gene Summary:

IFN-induced antiviral protein which inhibits the entry of viruses to the host cell cytoplasm, permitting endocytosis, but preventing subsequent viral fusion and release of viral contents into the cytosol. Active against multiple viruses, including influenza A virus, SARS coronavirus (SARS-CoV), Marburg virus (MARV), Ebola virus (EBOV), Dengue virus (DENV) and West Nile virus (WNV). Can inhibit: influenza virus hemagglutinin protein-mediated viral entry, MARV and EBOV GP1,2-mediated viral entry and SARS-CoV S protein-mediated viral entry. Also implicated in cell adhesion and control of cell growth and migration. Plays a key role in the antiproliferative action of IFN-gamma either by inhibiting the ERK activation or by arresting cell growth in G1 phase in a p53-dependent manner. Acts as a positive regulator of osteoblast differentiation.[UniProtKB/Swiss-Prot Function]