

Product datasheet for MR225813

Sstr2 (NM_009217) Mouse Tagged ORF Clone

Product data:

Product Type:	Expression Plasmids
Product Name:	Sstr2 (NM_009217) Mouse Tagged ORF Clone
Tag:	Myc-DDK
Symbol:	Sstr2
Synonyms:	Smstr-2; Smstr2; SRIF-1; SS2R; sst2; SSTR-2
Mammalian Cell Selection:	Neomycin
Vector:	pCMV6-Entry (PS100001)
E. coli Selection:	Kanamycin (25 ug/mL)
ORF Nucleotide Sequence:	>MR225813 representing NM_009217 Red=Cloning site Blue=ORF Green=Tags(s)

TTTTGTAATACGACTCACTATAGGGCGGCCGGAATTCGTCGACTGGATCCGGTACCGAGGAGATCTGCC
GCC**CGATCGCC**

ATGGAGATGAGCTCTGAGCAGTTGAATGGGAGCCAAGTGTGGGTGTCTCTCCATTTGACCTCAACGGCT
CACTGGGGCCAAGCAATGGCTCCAACCAGACCGAGCCATACTACGACATGACAAGCAACGCCGTCTCAC
GTTTCATCTACTTCGTGGTGTGTGTGTCGGGCTGTGCGGCAACACGCTGGTCATTTATGTCATCCTCCGC
TATGCCAAGATGAAGACCATACCAACATCTACATCCTTAACCTGGCCATTGCAGATGAAGTCTTTCATGC
TAGGGCTGCCCTTCTTGCCATGCAGGTGGCGCTAGTCCACTGGCCTTTGGCAAGGCCATCTGCCGGT
GGTCATGACTGTAGATGGCATCAATCAGTTCACCAAGTATCTTCTGCTTGACGGTCATGAGCATCGACCGC
TACCTGGCCGTGGTGCACCCCATTAAGTCAGCCAAATGGAGGCGACCCCGGACAGCCAAGATGATCAATG
TAGCTGTGTGGTGTGTGTCTCTGCTCGTCATTTTGCCCATCATGATATACGCCGGCTCCGGAGCAACCA
GTGGGGCAGGAGCAGCTGTACCATCAACTGGCCAGGCGAATCCGGGGCGTGGTACACAGGTTTCATTATC
TACGCCTTCATCCTGGGGTTCCTGGTACCCCTTACCATCATTTGTCTCTGCTACCTGTTTCATCATCATCA
AGGTGAAGTCTCTGGAATCCGAGTGGGATCATCCAAGAGGAAAAAGTCAAGAAAAAGGTGACCCGCAT
GGTGTCCATCGTAGTGGCTGTCTTCATCTTCTGCTGGCTCCCCTTCTACATCTTCAACGTCTCTTCCGTG
TCTGTGGCCATCAGTCCCACCCAGCCCTGAAAGGCATGTTTGACTTTGTGGTATCCTCACCTATGCCA
ACAGTGCGCCAACCCCATCCTGTACGCCTTCTGTCTGACAACCTCAAGAAGAGCTTCCAGAATGTTCT
TTGCTTGGTCAAGGCAGACAATTACAATCCGGAGCGGAAGACATCATTGCCTGGGTG

ACGCGTACGCGGCCGCTCGAGCAGAAACTCATCTCAGAAGAGGATCTGGCAGCAATGATATCCTGGATT
ACAAGGATGACGACGATAAGGTTTAA



[View online »](#)

Protein Sequence: >MR225813 representing NM_009217
 Red=Cloning site Green=Tags(s)

MEMSSEQLNQSQVWVSSPFDLNGSLGPSNGSNQTEPYDMSNAVLTFIYFVVCVVLGCGNTLVIYVILR
 YAKMKTITNIIYILNLAIADELFMLGLPFLAMQVALVHWPFGKAI CRVVM TVDGINQFTSIFCLTVMSIDR
 YLAVVHPIKSAKWRPRTAKMINVAVWCVSLLVILPIMIYAGLRSNQWGRSSCTINWPGESGAWYTGFI I
 YAFILGFLVPLTIIICLCYLFIIIKVKSSGIRVGSKRKKSEKKVTRMVSIVVAVFIFCWLPFYIFNVSSV
 SVAISPTPALKGMFDFVVILTYANSCANPILYAF LSDNFKKS FQNVLC LVKADNSQSGAEDI IAWV

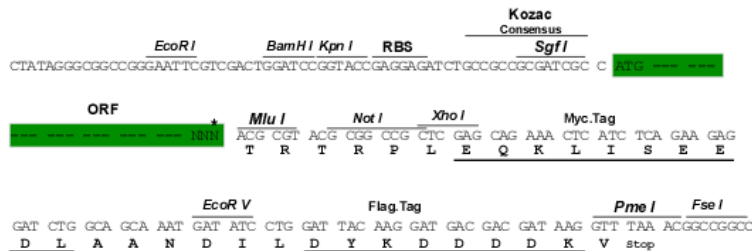
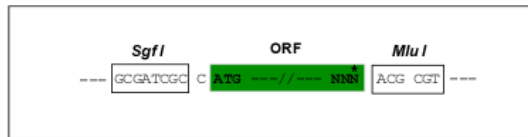
TRTRPLEQKLISEEDLAANDILDYKDDDDKV

Chromatograms: https://cdn.origene.com/chromatograms/mm9045_g11.zip

Restriction Sites: SgfI-MluI

Cloning Scheme:

Cloning sites used for ORF Shuttling:



* The last codon before the Stop codon of the ORF

ACCN: NM_009217

ORF Size: 1038 bp

OTI Disclaimer: The molecular sequence of this clone aligns with the gene accession number as a point of reference only. However, individual transcript sequences of the same gene can differ through naturally occurring variations (e.g. polymorphisms), each with its own valid existence. This clone is substantially in agreement with the reference, but a complete review of all prevailing variants is recommended prior to use. [More info](#)

OTI Annotation: This clone was engineered to express the complete ORF with an expression tag. Expression varies depending on the nature of the gene.

Components: The ORF clone is ion-exchange column purified and shipped in a 2D barcoded Matrix tube containing 10ug of transfection-ready, dried plasmid DNA (reconstitute with 100 ul of water).

Reconstitution Method:

1. Centrifuge at 5,000xg for 5min.
2. Carefully open the tube and add 100ul of sterile water to dissolve the DNA.
3. Close the tube and incubate for 10 minutes at room temperature.
4. Briefly vortex the tube and then do a quick spin (less than 5000xg) to concentrate the liquid at the bottom.
5. Store the suspended plasmid at -20°C. The DNA is stable for at least one year from date of shipping when stored at -20°C.

RefSeq: [NM_009217.5](#)

RefSeq Size: 1041 bp

RefSeq ORF: 1041 bp

Locus ID: 20606

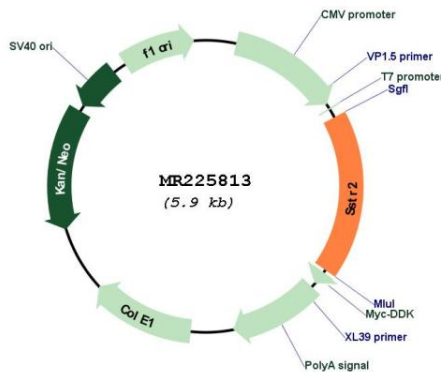
UniProt ID: [P30875](#)

Cytogenetics: 11 79.05 cM

MW: 39 kDa

Gene Summary: The protein encoded by this gene is a receptor for somatostatin, which acts at many sites to inhibit the release of several hormones and other secretory proteins. The encoded protein is a member of the superfamily of receptors having seven transmembrane segments and is involved in many processes, including adenylyl cyclase inhibition, phosphotyrosine phosphatase stimulation, and inhibition of calcium entry and cell growth. Two transcript variants encoding different isoforms have been found for this gene. [provided by RefSeq, Sep 2015]

Product images:



Circular map for MR225813