

Product datasheet for **MR225736**

Patz1 (NM_019574) Mouse Tagged ORF Clone

Product data:

Product Type:	Expression Plasmids
Product Name:	Patz1 (NM_019574) Mouse Tagged ORF Clone
Tag:	Myc-DDK
Symbol:	Patz1
Synonyms:	8430401L15Rik; AI447519; Mazr; Patz; Zfp278
Mammalian Cell Selection:	Neomycin
Vector:	pCMV6-Entry (PS100001)
E. coli Selection:	Kanamycin (25 ug/mL)



[View online »](#)

ORF Nucleotide Sequence:

>MR225736 representing NM_019574
 Red=Cloning site Blue=ORF Green=Tags(s)

TTTTGTAATACGACTCACTATAGGGCGGCCGGGAATTCGTCGACTGGATCCGGTACCGAGGAGATCTGCC
 GCC**CGGATCGCC**

ATGGAGCGGGTCAACGACGCTTCTTGCCTGCGTCCGCGCTGCTACACCTACCAGGTGAGCAGACACAGTA
 CGGAGATGCTGCACAACCTGAACCAACAACGCAAAAACGCGGGCGCTTTTGCAGCTGCTCCTACGAGT
 AGGCGACGAGAGCTTCCAGCGCACCGCGCCTACTGGCTGCCTGCAGCGAGTACTTTGAGTCTGTGTT
 AGCGCCAGTTAGGCGACGGCGGAGCTGCAGATGGTGGTCTGCTGATGTGGGAGGCGCGGCGGCTC
 CAGGCGCGGAGCTGGAGGCAGCCGGAAGTGGAGATGCACACCATCAGTTCCAAAGTGTTCGGAGACAT
 CCTGGACTTCGCTTATACGTCCGAATCGTTGTGCGCCTAGAGAGCTTCCCCGAGCTCATGACGGCCGCC
 AAGTTCCTGCTGATGAGGTGGTATCGAGATCTGCCAGGAAGTAAACAAACAGTCCAACGTGCAGATCC
 TCGTGCCCTGCCCGGGCTGATATCATGCTCTTTCGCCACCTGGGACTTCTGACTTGGCTTCCCTTT
 GGACATGACCAACGGGGCAGCCATGGCAGCCAACAGTAACGGTATTGCTGGCAGTATGCAGCCCGAGGAG
 GAGGCTGCCAGGGCCACAGGTGCTGCTATTGCGGGCAAGCTTCTCTGCCTGTGTACCCGGGGTGGACA
 GATTGCCCATGGTGGCTGGACCCCTATCCCCCAACTACTGACTTCTCCGTTCCCTAATGTGGCATCCAG
 TGCACCTCCAATACTAGCAAGCGAGGCCGGGGACGCCCCAGGAAGGCCAACCTGCTGGACTCCATGTTT
 GGGTCTCCAGGGGGCTTGGAGGAAGCAGGCATCCTTCCATGTGGCCTGTGCGGGAAGGTGTTCACTGACG
 CCAACCGGCTCCGGCAACATGAGGCCAGCAGCGGCTCACAAGCCTCCAGTTGGGCTATATCGATCTTCC
 TCCTCAAAGGCTGGGTGAGAATGGGTACCCATCTCCGAGGACCCGATGGCCCCAGAAAAGGAGCCGG
 ACCAGGAAGCAAGTGGCTTGTGAGATCTGTGGCAAGATCTTTCGTGACGTATACCATCTCAACCGGCATA
 AGCTTTCCTCACTCGGGGAGAAGCCGTAATCGTCCCGGTGTGTGGTCTGCGGTTCAAGAGAAAAGACCG
 AATGTGCTACCATGTGAGGTCCCATGATGGGTGAGTGGGCAACCGTACATCTGCCAGAGCTGTGGGAAA
 GTTTTCTCCAGGCCAGATCACTTGAATGGACATATCAAGCAGGTGCACACTTCTGAGCGACCTCACAAAGT
 GTCAGACCTGCAATGCCTCCTTTGCGACTCGAGACCGCCTGCGCTCCACCTGGCCTGTCATGAAGACAA
 GGTGCCCTGCCAGGTGTGTGAAAGTACTTGGGGCCGCATACATGGCAGACCACCTGAAGAAGCACAGT
 GAGGGGCCAGCAACTTCTGTAGCATCTGTAACCGAGAAGGCCAGAAATGCTCACATCAGGATCTGATTG
 AGAGCTCCGACTCCTACGGTACCTCTCCGACGCCAGCGACCTGAAGACGCCAGAGAAACAGAGTGCCAA
 CGGCTCCTTCTCCTGCGACGTGGCAGTCCCTAAAAACAAATGGAGTCTGACGGGAGAAGAAGTACCCA
 TGCCCTGAATGTGGGAGCTTCTTCCGTTCTAAGTCTACTTGAACAAACACATCCAGAAGGTGCATGTCC
 GTGCCCTTGGGGTCCCTTGGGGACCTGGGCCCTGCCCTTGGTTCACCTTTCTCTCCCCAGCAGAACAT
 GTCTCTTCTTGTGATCCTTTGATTTAGATTGTTGAGTACGCTTTCATCATCTTTAGTGGATCCTGAG
 GTGGACCAGCAGCCCATGGGGCCTGAAGGGAAG

ACGCGTACGCGGGCCGCTCGAGCAGAAACTCATCTCAGAAGAGGATCTGGCAGCAATGATATCCTGGATT
 ACAAGGATGACGACGATAAGGTTTAA

Protein Sequence: >MR225736 representing NM_019574

Red=Cloning site Green=Tags(s)

```
MERVNDASCGPSGCYTYQVSRHSTEMLHNLNQQRKNGGRFCVLLRVGDESFPAHRVLAACSEYFESVF
SAQLGDGGAADGGPADVGGAAAAAPGGGAGGSRELEMHTISSKVF GDILDFAYTSRIVRLESFPELMTAA
KFLLMRSVIEICQEVIKQSNVQILVPPARADIMLFRPPGTS DLGFPLDMTNGAAMAANSNGIAGSMQPEE
EAARATGAAIAGQASLPVLPVLDRLPMVAGPLSPQLLTS PFPNVASSAPPLTSKRGRGRPRKANLLDSMF
GSPGGLREAGILPCGLCGKVF TDANRLRQHEAQHGVTSLQLGYIDLPPPRLGENGLPISEDPDGPKRKR
TRKQVACEICGKIFRDVYHLNRHKLSHSGEKPYSCPVCGLRFRKRDMSYHVRSHDGSVGPYICQSCGK
GFSRPDHLNGHIKQVHTSERPHKQTCNASFATRDRLRSHLACHEDKVPQVCGKYLRAAYMADHLKKHS
EGPSNFCICNREGQKCSHQDLIESSDSYGDLSDASDLK TPEKQSANGSFSCDVAVPKNKME SDGEKKYP
CPECGSFFRSKSYLNKHIQKVHVRALGGPLGDLGPALGSPF SPQQNMSLLESFGFQIVQSAFASLVDPE
VDQQPMGPEGK
```

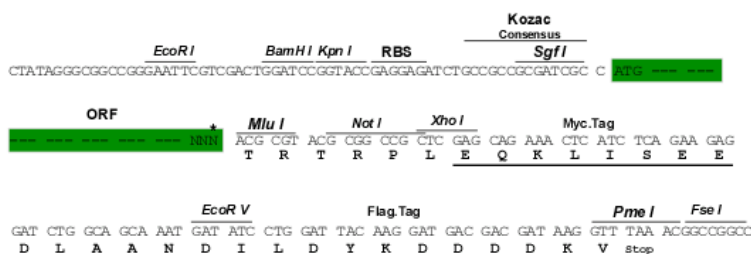
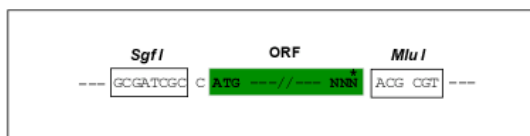
TRTRPLEQKLISEEDLAANDILDYKDDDDKV

Chromatograms: https://cdn.origene.com/chromatograms/mm9076_h01.zip

Restriction Sites: SgfI-MluI

Cloning Scheme:

Cloning sites used for ORF Shuttling:



* The last codon before the Stop codon of the ORF

ACCN: NM_019574

ORF Size: 1923 bp

OTI Disclaimer: The molecular sequence of this clone aligns with the gene accession number as a point of reference only. However, individual transcript sequences of the same gene can differ through naturally occurring variations (e.g. polymorphisms), each with its own valid existence. This clone is substantially in agreement with the reference, but a complete review of all prevailing variants is recommended prior to use. [More info](#)

OTI Annotation: This clone was engineered to express the complete ORF with an expression tag. Expression varies depending on the nature of the gene.

Components: The ORF clone is ion-exchange column purified and shipped in a 2D barcoded Matrix tube containing 10ug of transfection-ready, dried plasmid DNA (reconstitute with 100 ul of water).

- Reconstitution Method:**
1. Centrifuge at 5,000xg for 5min.
 2. Carefully open the tube and add 100ul of sterile water to dissolve the DNA.
 3. Close the tube and incubate for 10 minutes at room temperature.
 4. Briefly vortex the tube and then do a quick spin (less than 5000xg) to concentrate the liquid at the bottom.
 5. Store the suspended plasmid at -20°C. The DNA is stable for at least one year from date of shipping when stored at -20°C.

RefSeq: [NM_019574.3](#), [NP_062520.1](#)

RefSeq Size: 3100 bp

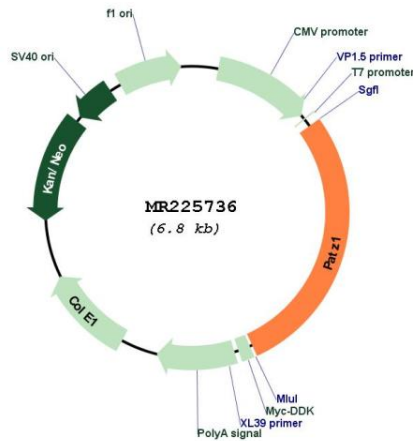
RefSeq ORF: 1926 bp

Locus ID: 56218

Cytogenetics: 11 A1

MW: 69.1 kDa

Product images:



Circular map for MR225736