

Product datasheet for MR225528

Dmrt1 (NM_015826) Mouse Tagged ORF Clone

Product data:

Product Type:	Expression Plasmids
Product Name:	Dmrt1 (NM_015826) Mouse Tagged ORF Clone
Tag:	Myc-DDK
Symbol:	Dmrt1
Mammalian Cell Selection:	Neomycin
Vector:	pCMV6-Entry (PS100001)
E. coli Selection:	Kanamycin (25 ug/mL)
ORF Nucleotide Sequence:	>MR225528 representing NM_015826 Red=Cloning site Blue=ORF Green=Tags(s)

TTTTGTAATACGACTCACTATAGGGCGGCCGGAATTCGTCGACTGGATCCGGTACCGAGGAGATCTGCC
GCC**CGATCGCC**

ATGCCGAACGACGACACATTCGGCAAGCCCTCTACCCCGACGGAGGTTCTCACGCTCCCGGGCCCCGC
CGCAGGGCAAAGCCGGAGGTTACAGCAAAGCTGCCGGGGCGATGGCTGGAGCGGCTGGAGGCTCGGGCGC
GGGGGGCAGCGGAGGTGCCTCGGGCTCCGGGCCGTCGGGCTGGGTTCTGGAAGCAAGAAGTCCCGAGG
CTGCCAAATGCGCTCGCTGCAGGAACACGGCTACGCGTCGCCGCTCAAGGGCCACAAGCGCTTCTGCA
TGTGGCGGGATTGCCAGTGCAAGAAGTGCAGCCTGATTGCGGAGCGCAGCGGGTATGGCCGCGCAGGT
GGCCCTGAGAAGACAGCAGGCCCCAGGAAGAAGAAGTGGGTATCAGCCACCCAATTCGCTGCCAGCGCA
GCCGAGCTCCTGGTCAAAAGAGAGAATAATGCCAGCAACCCGTGCCTGATGGCCGAGAACAGCAGCTCTG
CCCAGCCCCACCGGCCAGCACCCCAACCCCGCTGCCTCAGAGGGACGCATGGTCATCCAGGATATTCC
TGCTGTCACCAGCAGAGGGCATAATGGAGAACACATCTGACCTGGTATCAGACCCCGCTACTACAGCAGC
TTTTACCAGCCTTCTGTTTCTTACTACAACAATCTGTACAACCTACCCCAAGTATTCCATGGCCTTGT
CTGCTGAGTCCTCCTCAGGGGAGGTGGGAATTCCTCGGGGGATCCCCGTGAAGAACAGCCTGCGGAG
TCTCCAGCACCTTACGTGCCTGCTCAGACTGGAACACAGTGGCAGATGAAGACCTCAGAGAGCCGCCAC
CCAGTGAGCTCCAGTACCGGATGCACTATACTACGGGCTCCCTCCTACCTGGGCCAGAGCATGTCCC
AGATCTTTACCTCGAGGAAGGCCCTCCTACTCAGAAGCCAAAGCCAGTGTGTTCTCGCCCCCAGCAG
TCAAGATTCTGGCTTGGTCTCCCTCTCCAGCAGCTCTCCGATGAGCAACGAGAGCTCGAAGGGAGTTCTG
GAATGTGAGTCTGCGTCTCGAACCTAGCAGCTACGCCGTCAACCAGGTCTGGAAGAGGATGAGGACG
AG

AG**CGGACCG**ACGCGTACGCGGCCGCTCGAGCAGAACTCATCTCAGAAGAGGATCTGGCAGCAAATGATATCC
TGGATTACAAGGATGACGACGATAAGGTTTAA



[View online »](#)

Protein Sequence: >MR225528 representing NM_015826
 Red=Cloning site Green=Tags(s)

MPNDDTFGKPTPTVEVPHAPGAPPQKGAGGYSKAAGAMAGAAGGSGAGGSGGASGSGPSGLGSGSKKSPR
 LPKCARCRNHGYASPLKGHKRFMWRDCQCKKCSLIAERQVMAAQVALRRQQAQEEELGISHPIPLPSA
 AELLVKRENNASNPCLMAENSSSAQPPASTPTPAASEGRMVIQDIPAVTSRGHMENTSDLVSDPAYSS
 FYQPSLFPYYNNLYNYPQYSMALSAESSSGEVGNSLGGSPVKNSLRSLPAPYVPAQTGNQWQMKTSERH
 PVSSQYRMHSYYGPPSYLQGSMSQIFTFEEGPSYSEAKASVFPSPSSQDGLVLSLSSSPMSNESSKGVL
 ECESASSESSYAVNQVLEEDEDE

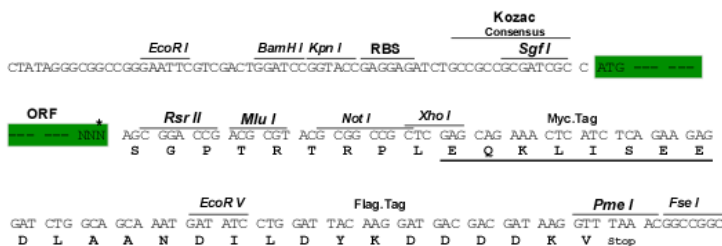
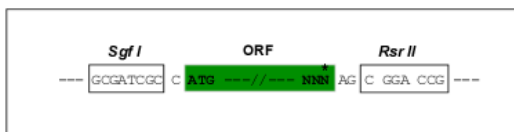
SGPTRTRPLEQKLISEEDLAANDILDYKDDDDKV

Chromatograms: https://cdn.origene.com/chromatograms/mm9046_h08.zip

Restriction Sites: SgfI-RsrII

Cloning Scheme:

Cloning sites used for ORF Shutting:



* The last codon before the Stop codon of the ORF

ACCN: NM_015826

ORF Size: 1122 bp

OTI Disclaimer: The molecular sequence of this clone aligns with the gene accession number as a point of reference only. However, individual transcript sequences of the same gene can differ through naturally occurring variations (e.g. polymorphisms), each with its own valid existence. This clone is substantially in agreement with the reference, but a complete review of all prevailing variants is recommended prior to use. [More info](#)

OTI Annotation: This clone was engineered to express the complete ORF with an expression tag. Expression varies depending on the nature of the gene.

Components: The ORF clone is ion-exchange column purified and shipped in a 2D barcoded Matrix tube containing 10ug of transfection-ready, dried plasmid DNA (reconstitute with 100 ul of water).

Reconstitution Method:

1. Centrifuge at 5,000xg for 5min.
2. Carefully open the tube and add 100ul of sterile water to dissolve the DNA.
3. Close the tube and incubate for 10 minutes at room temperature.
4. Briefly vortex the tube and then do a quick spin (less than 5000xg) to concentrate the liquid at the bottom.
5. Store the suspended plasmid at -20°C. The DNA is stable for at least one year from date of shipping when stored at -20°C.

RefSeq: [NM_015826.5](#), [NP_056641.2](#)

RefSeq Size: 2251 bp

RefSeq ORF: 1125 bp

Locus ID: 50796

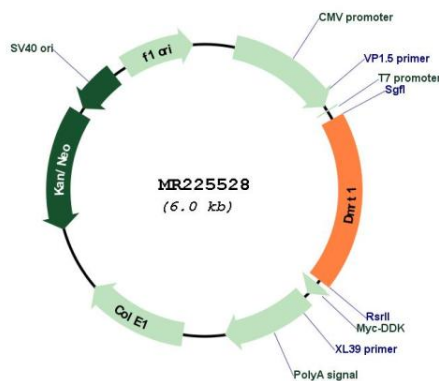
UniProt ID: [Q9QZ59](#)

Cytogenetics: 19 B

MW: 39.9 kDa

Gene Summary: Transcription factor that plays a key role in male sex determination and differentiation by controlling testis development and male germ cell proliferation. Plays a central role in spermatogonia by inhibiting meiosis in undifferentiated spermatogonia and promoting mitosis, leading to spermatogonial development and allowing abundant and continuous production of sperm. Acts both as a transcription repressor and activator: prevents meiosis by restricting retinoic acid (RA)-dependent transcription and repressing STRA8 expression and promotes spermatogonial development by activating spermatogonial differentiation genes, such as SOHLH1. Also plays a key role in postnatal sex maintenance by maintaining testis determination and preventing feminization: represses transcription of female promoting genes such as FOXL2 and activates male-specific genes. May act as a tumor suppressor. May also play a minor role in oogenesis.[UniProtKB/Swiss-Prot Function]

Product images:



Circular map for MR225528