

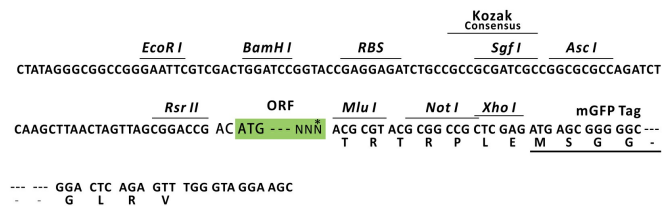
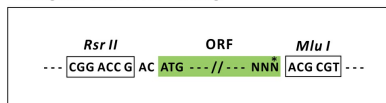
Product datasheet for MR225278L4

Adcy5 (NM_001012765) Mouse Tagged Lenti ORF Clone

Product data:

Product Type:	Expression Plasmids
Product Name:	Adcy5 (NM_001012765) Mouse Tagged Lenti ORF Clone
Tag:	mGFP
Symbol:	Adcy5
Synonyms:	Ac5; AW121902
Mammalian Cell Selection:	Puromycin
Vector:	pLenti-C-mGFP-P2A-Puro (PS100093)
E. coli Selection:	Chloramphenicol (34 ug/mL)
ORF Nucleotide Sequence:	The ORF insert of this clone is exactly the same as(MR225278).
Restriction Sites:	RsrII-MluI
Cloning Scheme:	

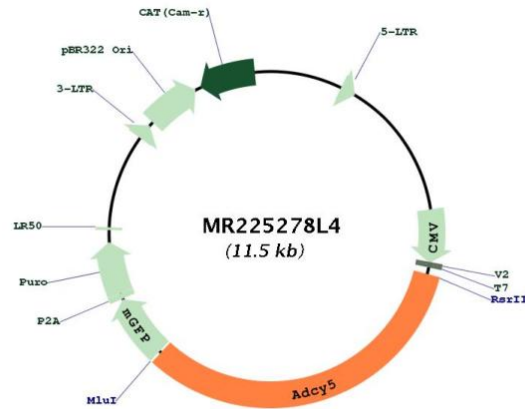
Cloning sites used for ORF Shuttling:



* The last codon before the Stop codon of the ORF.



[View online »](#)

Plasmid Map:


ACCN: NM_001012765

ORF Size: 3786 bp

OTI Disclaimer: The molecular sequence of this clone aligns with the gene accession number as a point of reference only. However, individual transcript sequences of the same gene can differ through naturally occurring variations (e.g. polymorphisms), each with its own valid existence. This clone is substantially in agreement with the reference, but a complete review of all prevailing variants is recommended prior to use. [More info](#)

OTI Annotation: This clone was engineered to express the complete ORF with an expression tag. Expression varies depending on the nature of the gene.

Components: The ORF clone is ion-exchange column purified and shipped in a 2D barcoded Matrix tube containing 10ug of transfection-ready, dried plasmid DNA (reconstitute with 100 ul of water).

Reconstitution Method:

1. Centrifuge at 5,000xg for 5min.
2. Carefully open the tube and add 100ul of sterile water to dissolve the DNA.
3. Close the tube and incubate for 10 minutes at room temperature.
4. Briefly vortex the tube and then do a quick spin (less than 5000xg) to concentrate the liquid at the bottom.
5. Store the suspended plasmid at -20°C. The DNA is stable for at least one year from date of shipping when stored at -20°C.

RefSeq: [NM_001012765.4](#)

RefSeq Size: 5060 bp

RefSeq ORF: 3789 bp

Locus ID: 224129

UniProt ID: [P84309](#)

Cytogenetics: 16 B3

Gene Summary: Catalyzes the formation of the signaling molecule cAMP in response to G-protein signaling. Mediates signaling downstream of ADRB1. Regulates the increase of free cytosolic Ca(2+) in response to increased blood glucose levels and contributes to the regulation of Ca(2+)-dependent insulin secretion.[UniProtKB/Swiss-Prot Function]