

## Product datasheet for MR224723

### Mink1 (NM\_001045964) Mouse Tagged ORF Clone

#### Product data:

Product Type:	Expression Plasmids
Product Name:	Mink1 (NM_001045964) Mouse Tagged ORF Clone
Tag:	Myc-DDK
Symbol:	Mink1
Synonyms:	B55; Map4k6; MINK; Ysk2
Vector:	pCMV6-Entry (PS100001)
E. coli Selection:	Kanamycin (25 ug/mL)
Cell Selection:	Neomycin
ORF Nucleotide Sequence:	>MR224723 representing NM_001045964 Red=Cloning site Blue=ORF Green=Tags(s)

TTTTGTAATACGACTCACTATAGGGCGCCGGGAATTCGTCGACTGGATCCGGTACCGAGGAGATCTGCC  
GCCGCGATCGCC

ATGGGCGACCCAGCCCCGCGCAGCCTGGACGACATCGACCTGTCTGCCCTGCGGGACCCTGCAGGAA  
TCTTTGAGCTGGTGGAGGTGGTTGGCAATGGAACCTATGGACAGGTATACAAGGGCGGCACGTCAAGAC  
TGGGCAGCTGGCTGCCATTAAGGTCATGGATGTCACAGAGGATGAGGAGGAAGAGATCAAACAGGAAATC  
AACATGTTAAAGAAGTACTCTCACCATCGCAATATTGCCACCTACTATGGGGCCTTTATCAAGAAGACCC  
CTCCTGGGAACGATGACCAGCTCTGGCTGGTGTGGAGTTCTGCGGTGCTGGTTCAGTGACCGACCTGGT  
AAAGAACAACAAAAGGGAACGCACTGAAGGAGGATTGCATTGCTTACATCTGCAGGGAGATTCTCAGGGGT  
CTTGCCCATCTCCATGCCACAAGGTGATCCACAGAGATATCAAGGGACAAAATGTGCTGCTGACAGAGA  
ATGCTGAAGTCAAGCTAGTGGATTTTGGGGTGAAGTGTCTCAGCTGGACCGCACTGTGGCAGGCGGAACAC  
TTTCATTGGAACCCATACTGGATGGCTCCAGAAGTCAATGCCTGTGACGAGAACCCCGATGCCACCTAT  
GACTACAGGAGTGACATTTGGTCTCTAGGAATCACAGCCATTGAAATGGCAGAGGGAGCCCCCTCTGT  
GTGACATGCACCCTATGCGGGCCCTTTCCTCATCCCTCGAACCCTCCCCCAGGCTCAAGTCAAAGAA  
ATGGTCTAAGAAGTTCACTGACTTCATCGACACGTGTCTCATCAAGACTTACCTGAGCCGCCACCCACC  
GAACAGTTACTCAAATCCCCTTCATCCGAGACCAGCCACGGAGCGGCAGGTCCGCATCCAGCTCAAGG  
ACCACATCGACCCTCGCGGAAGAAGCGGGGTGAGAAAGAGGAGACAGAGTATGAGTACAGCGGCAGTGA  
GGAGGAAGACGACAGCCATGGAGAGGAAGGCGAGCCAAGCTCCATCATGAATGTGCCCGGTGAGTCCACA  
CTGCGCAGAGAATTCTCAGACTCCAGCAGGAGAATAAGAGCAACTCTGAGGCTTTAAAGCAGCAGCAGC  
AGCTGCAGCAACAGCAGCAGCGGGACCCGGAGGCACACATCAAACACCTGCTGCACCAGCGGCAGCGTGC  
CATAGAGGAGCAGAAGGAGGAGCGGCGACGTGTGGAGGAGCAACAGCGGCGAGAGCGAGAACAGCGTAAG  
CTACAAGAGAAGGAGCAGCAGCGCGATTGGAAGACATGCAAGCCCTACGACGAGAGGAAGAGAGCGGC  
AAGCAGAGCGGGAACAGGAATACAAGCGGAAGCAGCTGGAGGAGCAGCGGCAAGTCAAGAGCGGCTGCAGAG  
ACAGCTGCAGCAGGAGCAGCCTACCTCAAGTCCCTGCAGCAGCAGCAGCAGCAGCAGCAGCTCCAGAAG  
CAGCAGCAGCAGCAGCAGATCTGCCTGGAGACAGGAAGCCCTGTATCATTACGGTCCGGGCATTA



[View online »](#)

ATCCTGCTGACAAGCCAGCATGGGCCCGGAGGTGGAAGAGAGAGCACGGATGAACAAGCAGCAGAACTC  
 TCCCTTGGCGAAGGCGAAGCCAAGCAGTGCGGGGCCAGAGCCCCCATCTCCCAGGCCTCTCCTAGCCCC  
 CCAGGACCTCTTTCCAGACTCTCCTATGCAGAGGCCTGTGGAGCCCCAGGAAGGACCGCACAAGAGCC  
 TGGTGGCACACCGGGTCCCACTGAAGCCATATGCAGCACCTGTACCCCGATCCCAGTCCCTGCAGGACCA  
 GCCGACTCGAAACCTGGCTGCCTTCCCAGCCTCCCACGACCCTGACCCTGCTGCTGTCCCTACACCCACT  
 GCCAACCCAGTGCCCGAGGAGCTGTATCCGCCAGAATTCAGACCCACCTCTGAAGGGCCAGGGCCTA  
 GCCCAAACCCCTCCATCCTGGGTTCCGGCCTGATAATGAGGCTCCACCTAAGGTTCCACAGAGGACCTTTC  
 TATCGCCACTGCCCTTAACACCAGTGGGGCCGGAGGGTCCCGGCCAGCTCAGGCTGTCCGTGCCAGACCT  
 CGCAGTAACTCCGCCTGGCAAATCTATCTGCAGAGGCGGGCAGAGCGGGGCACCCCAAGCCTCCGGGGC  
 CCCCAGCTCAGCCCCCTGGCCCGCCAACGCCTCTAGTAACCCTGACCTCAGGAGGAGTGACCCTGGCTG  
 GGAGCGCTCAGACAGTGTCTCCCGCCTCCCACGGCCACCTCCCTCAGGCTGGCTCCTTGGAGCGGAAC  
 CGAAACCGTGTGGGAGCCTCCACAAAATGGATAGCTCTCCAGTGTCTCCCTGGGAACAAAGCCAAGC  
 CTGAAGACCACCCTCAAGGCCAGGCCGGCCCGCAAGCTATAAGCGAGCAATTGGCGAGGACTTTGTGTT  
 GCTCAAAGAGCGGACTCTGGATGAGGCCCTAAGCCTCCAAGAAGGCCATGGACTACTCCTCATCCAGT  
 GAGGAGGTGAAAAGCAGTGAAGAGGAGGAGGAGGAAGGCCATGGGAGCCGTGAGAGGGGAGCAGAGACA  
 CTCCCGGGGGCCGTGATGGTGATACAGACAGCGTCAGCACCATGGTGGTTATGATGTTGAGGAGATATC  
 CGGGACCCAGCCCTCATATGGCGCGGCCACCATGGTGGTCCAGCGTACTCCTGAAGAGGAACGAAGCCTG  
 CTGCTTGCTGATAGCAATGGCTACACAAAACCTGCCTGATGTGGTCCAGCCCAGCCACTCACCTACTGAGA  
 ACAGCAAAGGTCAAAGCCCTCCAACAAAGGATGGAGGCAGTGATTACCAGTCTCGTGGGCTGGTAAAGGC  
 CCCAGGAAAGAGCTCATTACCATGTTTGTGGATCTAGGGATCTACCAGCCTGGAGGCAGTGGGGACACC  
 ATCCCTATCACAGCCCTAGTGGTGGAGAAGGTGGTCCGCTTGATCAACTGCAGTTCGATGTGAGGAAGG  
 GCTCTGTGGTCAACGTCAATCCCACCAACCCGAGCTCATAGTAAACTCCTGAAATTCGCAAGTACAA  
 GAAGCGATTCAACTCAGAGCCTATGTGCAGCTCTCTGGGGGTCAACCTCCTAGTGGGCACAGAGAAT  
 GGGCTGATGTTGCTGGACCGAAGTGGGCAGGGCAAGGTGTATGGACTTATTGGGGCAGCAGCCTCCAGC  
 AAATGGATGTCTTAGAAGGGCTCAACTTGTCTATCACCATCTCAGGAAAAGGAACAAACTGCGGGTATA  
 TTACCTGTCTGGCTTCGGAACAAGATCCTACACAATGACCCAGAGGTGGAAAAGAAGCAGGGGTGGACC  
 ACCGTGGGGGACATGGAGGGCTGCGGCCACTACCGTGTGTGAAATATGAACGGATTAAGTTCTGGTCA  
 TTGCCCTGAAGAACTCCGTGGAGGTTTATGCCTGGGCTCCCAAACCTACCACAAATTCATGGCCTTCAA  
 GTCCTTTGCTGACCTCCCTACCGCCCTCTACTGGTGGACCTGACAGTAGAGGAGGGACAGCGGCTCAAG  
 GTCATCTATGGTCCAGTGTGGCTCCATGCTGTGGATGTTGATTCTGGGAACAGCTATGACATCTACA  
 TCCCTGTACATATCCAGAGCCAGATCACACCCACGCCATCATCTTCTCCCAACTGATGGCATGGA  
 GATGCTGCTGTGCTATGAAGATGAGGGTGTCTATGTCAACACTTACGGGCGGATCATCAAGGATGTGGT  
 CTGCAGTGGGGAGAGATGCCACCTCTGTGGCCTACATCTGCTCCAACCAGATAATGGGCTGGGGTGA  
 AGGCCATAGAGATCCGCTCTGTGGAGACAGGCCACCTAGATGGGGTCTTCATGCACAAACGAGCCCAGAG  
 GCTCAAGTTCTGTGTGAGCGCAATGACAAGGTGTTTTTGCCTCTGTCCGCTCTGGAGGAAGCAGCCAA  
 GTTTACTTTATGACTCTGAACCGTAACTGCATCATGAAGTGG

ACGCGTACGCGGGCCGCTCGAGCAGAAACTCATCTCAGAAGAGGATCTGGCAGCAAATGATATCCTGGATT  
 ACAAGGATGACGACGATAAGGTTTAA

Protein Sequence: >MR224723 representing NM\_001045964  
 Red=Cloning site Green=Tags(s)

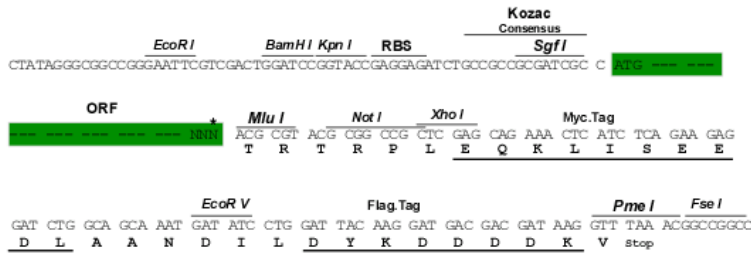
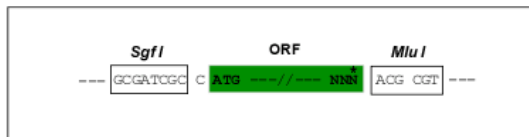
MGDPAPARSLDDIDL SALRDPAGIFELVEVVNGTYGQVYKGRHVKTGQLAAIKVMDVTEDEEEEIKQEI  
 NMLKKYSHHRNIATYYGAFIKKSPGNDQWL VMEFCGAGSVTDLVKNTKGNALKEDCIAIYICREILRG  
 LAHLHAHKVIHRDIKQNVLL TENAEVKLVDFGVSAQLDRTVGRNFTIGTPYWMAPEVIACDENPDATY  
 DYRSDIWSLGITAIEMAEGAPPLCDMHPMRALFLIPRNPPLKSKKWSKFTDFIDTCLIKTYLSRPPT  
 EQLLKFPFIRDQPTERQVRIQLKDHIDRSRKKRGEKEETEYEGSSEEDDSHGEEGEPSSIMNVGEST  
 LRREFLRLQQENKSNSEALKQQQQQLQQQQQORDPEAHIKHLLHQRRRIEEQEERRRVEEQRREREQRK  
 LQEKEQQRLEDMQALRREEERRQAEREQEYKRKQLEEQRQSERLQRQLQEHAYLKSLQQQQQQQLQK  
 QQQQQQILPGDRKPLHYHGRGINPADKPAWAREVEERARMNKQNSPLAKAKPSSAGPEPPISQASPS  
 PGPLSQTTPMQRPVEPQEGPHKSLVAHRVPLKPYAAPVPRSQSLDQPTRNLAAFASHDPDPAAVPTPT  
 ATPSARGAVIRQNSDPTSEGGPSNPPSWVRPDNEAPPKVPQRTSSIALNTSGAGSRPAQAVRARP  
 RNSAWQIYLQRAERGTPKPPGPPAQP GPPNASSNPDLRRSDPGWERSDSVLPASHGHL PQAGSLERN  
 RNRVGASTKLDSSPVLSPGNKAKPEDHRSRGRPASYSKRAIGEDFVLLKERTLDEAPKPPKKAMDYSSSS  
 EEVESSEEEEEEGDGESEGRDTPGGRDGD TDSVSTMVVDVEEISGTPSYGGTMMVQRTPEEERSL  
 LLADSNGYTNLPDVVQPSHSPTENSKGQSPPTKDGSDYQSRGLVKAPGSSFTMFVDLGIYQPGGSGDT  
 IPITALVGGEGRLDQLQFDVRKGSVVNVPNTNTRAHSETPEIRKYKRFNSEILCAALWGNLLVGTE  
 GLMLLDRSQGKYYGLIGRRRFQQMDVLEGLNLLITISGRNKLRYVYLSWLRNKILHNDPEVEKKQGW  
 TVGDMEGCGHYRVVYKERIKFLVIALKNSVEVYAWAPKPYHKFMFAKSFADLPHRLLVDLTVEEGRLK  
 VIYGSAGFHAVDVDSGNSYDIYIPVHIQSQITPHAIIFLPNTDGMEMLLCYEDEGVVYNTYGRIIKDV  
 LWGEMPTSVAYICSNQIMGWGEKAIEIRSVETGHLDGVMHKRAQLKFLCERNDKVVFASVRSGGSSQ  
 VYFMTLNRNCIMNW

TRTRPLEQKLISEEDLAANDILDYKDDDDKV

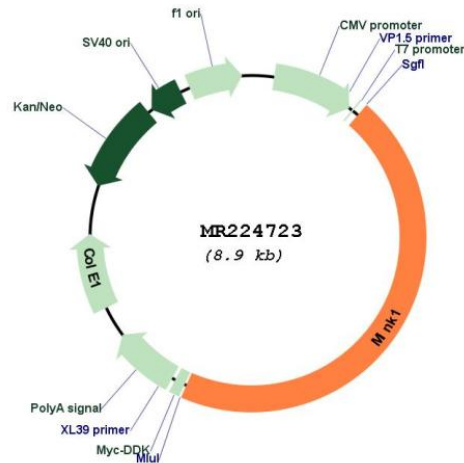
Restriction Sites:  
 Cloning Scheme:

SgfI-MluI

Cloning sites used for ORF Shuttling:



\* The last codon before the Stop codon of the ORF

**Plasmid Map:**


**ACCN:** NM\_001045964

**ORF Size:** 4032 bp

**OTI Disclaimer:** The molecular sequence of this clone aligns with the gene accession number as a point of reference only. However, individual transcript sequences of the same gene can differ through naturally occurring variations (e.g. polymorphisms), each with its own valid existence. This clone is substantially in agreement with the reference, but a complete review of all prevailing variants is recommended prior to use. [More info](#)

**OTI Annotation:** This clone was engineered to express the complete ORF with an expression tag. Expression varies depending on the nature of the gene.

**Components:** The ORF clone is ion-exchange column purified and shipped in a 2D barcoded Matrix tube containing 10ug of transfection-ready, dried plasmid DNA (reconstitute with 100 ul of water).

**Reconstitution Method:**

1. Centrifuge at 5,000xg for 5min.
2. Carefully open the tube and add 100ul of sterile water to dissolve the DNA.
3. Close the tube and incubate for 10 minutes at room temperature.
4. Briefly vortex the tube and then do a quick spin (less than 5000xg) to concentrate the liquid at the bottom.
5. Store the suspended plasmid at -20°C. The DNA is stable for at least one year from date of shipping when stored at -20°C.

**RefSeq:** [NM\\_001045964.1](#), [NP\\_001039429.1](#)

**RefSeq Size:** 4994 bp

**RefSeq ORF:** 4035 bp

**Locus ID:** 50932

**Cytogenetics:** 11 B3

**MW:** 151.7 kDa

**Gene Summary:**

Serine/threonine kinase which acts as a negative regulator of Ras-related Rap2-mediated signal transduction to control neuronal structure and AMPA receptor trafficking. Required for normal synaptic density, dendrite complexity, as well as surface AMPA receptor expression in hippocampal neurons. Can activate the JNK and MAPK14/p38 pathways and mediates stimulation of the stress-activated protein kinase MAPK14/p38 MAPK downstream of the Raf/ERK pathway. Phosphorylates: TANC1 upon stimulation by RAP2A, MBP and SMAD1. Has an essential function in negative selection of thymocytes, perhaps by coupling NCK1 to activation of JNK1.[UniProtKB/Swiss-Prot Function]