

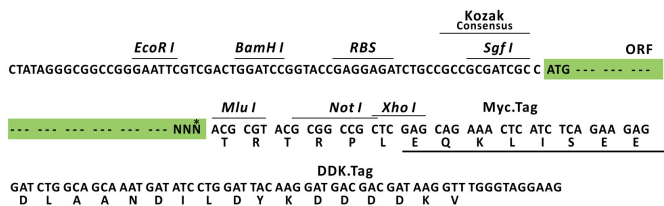
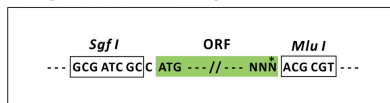
Product datasheet for MR224400L3

Kcnp2 (NM_030716) Mouse Tagged Lenti ORF Clone

Product data:

Product Type:	Expression Plasmids
Product Name:	Kcnp2 (NM_030716) Mouse Tagged Lenti ORF Clone
Tag:	Myc-DDK
Symbol:	Kcnp2
Synonyms:	KChI; KChIP2
Mammalian Cell Selection:	Puromycin
Vector:	pLenti-C-Myc-DDK-P2A-Puro (PS100092)
E. coli Selection:	Chloramphenicol (34 ug/mL)
ORF Nucleotide Sequence:	The ORF insert of this clone is exactly the same as(MR224400).
Restriction Sites:	SgfI-MluI
Cloning Scheme:	

Cloning sites used for ORF Shuttling:

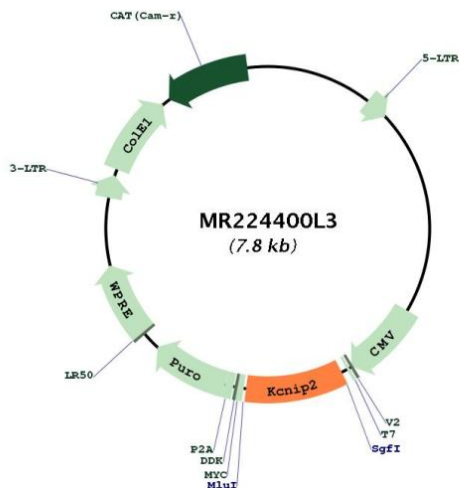


* The last codon before the Stop codon of the ORF.



[View online >](#)

Plasmid Map:



ACCN: NM_030716

ORF Size: 756 bp

OTI Disclaimer: The molecular sequence of this clone aligns with the gene accession number as a point of reference only. However, individual transcript sequences of the same gene can differ through naturally occurring variations (e.g. polymorphisms), each with its own valid existence. This clone is substantially in agreement with the reference, but a complete review of all prevailing variants is recommended prior to use. [More info](#)

OTI Annotation: This clone was engineered to express the complete ORF with an expression tag. Expression varies depending on the nature of the gene.

Components: The ORF clone is ion-exchange column purified and shipped in a 2D barcoded Matrix tube containing 10ug of transfection-ready, dried plasmid DNA (reconstitute with 100 ul of water).

Reconstitution Method:

1. Centrifuge at 5,000xg for 5min.
2. Carefully open the tube and add 100ul of sterile water to dissolve the DNA.
3. Close the tube and incubate for 10 minutes at room temperature.
4. Briefly vortex the tube and then do a quick spin (less than 5000xg) to concentrate the liquid at the bottom.
5. Store the suspended plasmid at -20°C. The DNA is stable for at least one year from date of shipping when stored at -20°C.

RefSeq: [NM_030716.2](#), [NP_109641.2](#)

RefSeq Size: 759 bp

RefSeq ORF: 759 bp

Locus ID: 80906

UniProt ID: [Q9J169](#)

Cytogenetics: 19 38.75 cM

Gene Summary: This gene encodes a member of the voltage-gated potassium channel-interacting protein (KCNIP) family. KCNIP family members are small calcium binding proteins that commonly exhibit unique variation at their N-termini, and which modulate A-type potassium channels. This gene is predominantly expressed in the adult heart, and to a lesser extent in the brain. Disruption of this gene is associated with susceptibility to cardiac arrhythmias and lack of transient outward potassium current in ventricular myocytes, and downregulated expression is associated with cardiac hypertrophy. The encoded protein has also been implicated as a repressor of immune response. Alternative splicing results in multiple transcript variants. [provided by RefSeq, Feb 2013]