

Product datasheet for MR224319

Eda (NM_001177944) Mouse Tagged ORF Clone

Product data:

Product Type: Expression Plasmids
Product Name: Eda (NM_001177944) Mouse Tagged ORF Clone
Tag: Myc-DDK
Symbol: Eda
Synonyms: Ed1; Eda-A1; Eda-A2; EDA1; HED; Ta; tabby; Tnlg7c; XLHED
Mammalian Cell Selection: Neomycin
Vector: pCMV6-Entry (PS100001)
E. coli Selection: Kanamycin (25 ug/mL)
ORF Nucleotide Sequence: >MR224319 representing NM_001177944
 Red=Cloning site Blue=ORF Green=Tags(s)

TTTTGTAATACGACTCACTATAGGGCGGCCGGAATTCGTCGACTGGATCCGGTACCGAGGAGATCTGCC
 GCC**CGGATCGCC**

ATGGGCTACCCAGAGGTAGAGCGCAGGGAACCCCTGCCTGCGGCAGCGCCAAGGGAGCGGGGAGCCAGG
 GCTGCGGCTGTCGCGGGGCCCTGCTCGGGCGGGCAAGGGAACAGCTGCCGGCTCTTCTGGGTTTCTT
 TGGCCTCGCTGGCCCTCCACCTGCTGACGCTGTGCTGCTACCTAGAGTTGCGGTCCGAATTGCGGCGG
 GAACGGGGAACCGAGTCCCGCTCGGTGGCCCGGGTGTCTCTGGCACCTCTGGCACCTAAGCAGCCCTG
 GGAGCCTCGACCCGGTGGGTCCCATCACCCGCCACCTGGGGCAGCCGTCCTTTCAACAGCAGCCTTTGGA
 ACCGGGAGAAGATCCACTCCCCCTGACTCCCAGGACCGGACCAGATGGCCCTCCTGAATTTCTTCTTT
 CCTGATGAAAAGGCATATTCTGAAAGAGGAAAGTAGGCGTGTTTCGCCGAATAAGAGAAGCAAAAGTGGTG
 AAGGAGCAGATGGTCTGTTAAAAACAAGAAAAGGAAAGAGGAGGAGGACCTGGGCCAACGGCCC
 CCCAGGACCTCCAGGACCTCCGGGACCCAGGGACCTCCAGGGATTCCAGGAATTCCTGGGATCCAGGA
 ACAACTGTTATGGGACCACCTGGCCACCTGGCCCTCCTGGTCTCAAGGACCCCTGGCCTCAAGGAC
 CTTCTGGTGTGCTGATAAACTGGAACTCGGGAAAATCAGCCAGCTGTGGTGCATCTGCAGGGCCAAGG
 GTCAGCAATTCAAGTCAAAAATGATCTTTCAGGTGGAGTGTCTCAATGACTGGTCTCGCATCACTATGAAC
 CCTAAGGTGTTAAACTACATCCCGCAGCGGGAGCTGGAGTACTGGTGGACGCACCTACTTCATCT
 ATAGTCAGACCTTGCTCCCTCCACTTTTGTCTTCTCCTGTCTGCGGCCATTCCCACAGGTCTGCCA
 GTGGCCATTTCATTCATCCCTCATTGCGTGCCTCCATCGGGGCTCTCCTCAGAGCTACAAGTACATAGG
 CCT

ACGCGTACGCGGCCGCTCGAGCAGAACTCATCTCAGAAGAGGATCTGGCAGCAATGATATCCTGGATT
 ACAAGGATGACGACGATAAGGTTAA



[View online »](#)

Protein Sequence: >MR224319 representing NM_001177944
Red=Cloning site Green=Tags(s)

MGYPEVERREPLPAAAPRERGSQGCGRGAPARAGEGNSCRLFLGFFGLSLALHLLTLCCYLELRSELRR
 ERGTESRLGGPGAPGTSGLTSSPGLDPVGPITRHLGQPSFQQPLEPGEDPLPPDSQDRHQMALLNFFF
 PDEKAYSEEESSRRVRRNKRSKSGEGADGPVKNKKKGGKAGPPGPNPPGPPGPPGPPGPPGPPGIPGIPGIPG
 TTVMGPPGPPGPPGPPGPPGLQGPSGAADKTGTRENQPAVVHLQGQGSATQVKNLSSGVLNDWSRITMN
 PKVFKLHPRSGELEVLVDGTYFIYSQTLTPSTFVLLLSWAHSPQCQWPFISIPHCVPSGLSSELQVHR
 P

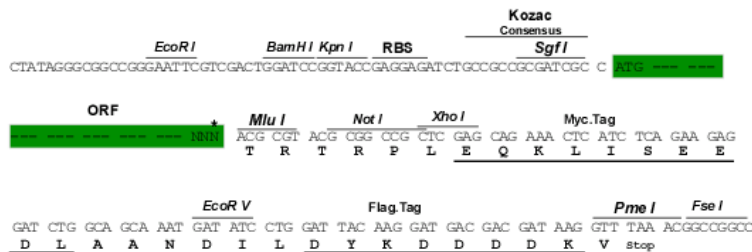
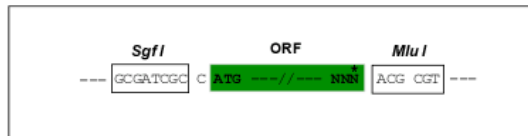
TRTRPLEQKLISEEDLAANDILDYKDDDDKV

Restriction Sites:

Sgfl-MluI

Cloning Scheme:

Cloning sites used for ORF Shuttling:



ACCN: NM_001177944

ORF Size: 1053 bp

OTI Disclaimer: The molecular sequence of this clone aligns with the gene accession number as a point of reference only. However, individual transcript sequences of the same gene can differ through naturally occurring variations (e.g. polymorphisms), each with its own valid existence. This clone is substantially in agreement with the reference, but a complete review of all prevailing variants is recommended prior to use. [More info](#)

OTI Annotation: This clone was engineered to express the complete ORF with an expression tag. Expression varies depending on the nature of the gene.

Components: The ORF clone is ion-exchange column purified and shipped in a 2D barcoded Matrix tube containing 10ug of transfection-ready, dried plasmid DNA (reconstitute with 100 ul of water).

Reconstitution Method:

1. Centrifuge at 5,000xg for 5min.
2. Carefully open the tube and add 100ul of sterile water to dissolve the DNA.
3. Close the tube and incubate for 10 minutes at room temperature.
4. Briefly vortex the tube and then do a quick spin (less than 5000xg) to concentrate the liquid at the bottom.
5. Store the suspended plasmid at -20°C. The DNA is stable for at least one year from date of shipping when stored at -20°C.

RefSeq: [NM_001177944.1](#), [NP_001171415.1](#)

RefSeq Size: 5088 bp

RefSeq ORF: 1056 bp

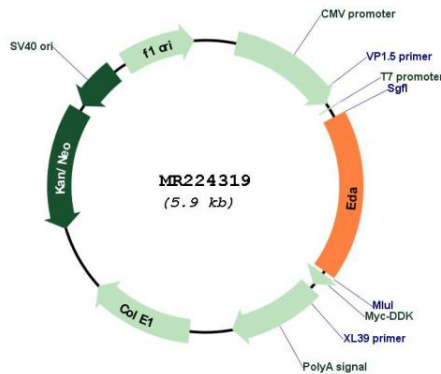
Locus ID: 13607

Cytogenetics: X 43.59 cM

MW: 37.5 kDa

Gene Summary: Cytokine which is involved in epithelial-mesenchymal signaling during morphogenesis of ectodermal organs. Functions as a ligand activating the DEATH-domain containing receptors EDAR and EDA2R. Isoform TAA binds only to the receptor EDAR, while isoform TA-A2 binds exclusively to the receptor EDA2R (By similarity). May also play a role in cell adhesion (PubMed:10534613).[UniProtKB/Swiss-Prot Function]

Product images:



Circular map for MR224319