

## Product datasheet for MR224109

### Ibtk (NM\_001081282) Mouse Tagged ORF Clone

#### Product data:

**Product Type:** Expression Plasmids  
**Product Name:** Ibtk (NM\_001081282) Mouse Tagged ORF Clone  
**Tag:** Myc-DDK  
**Symbol:** Ibtk  
**Synonyms:** 5430411K16Rik; AA409502; BTKI; mKIAA1417  
**Mammalian Cell Selection:** Neomycin  
**Vector:** pCMV6-Entry (PS100001)  
**E. coli Selection:** Kanamycin (25 ug/mL)  
**ORF Nucleotide Sequence:** >MR224109 representing NM\_001081282  
 Red=Cloning site Blue=ORF Green=Tags(s)

TTTTGTAATACGACTCACTATAGGGCGGCCGGAATTCGTCGACTGGATCCGGTACCGAGGAGATCTGCC  
 GCC**CGATCGCC**

ATGGATGCTGCCACCCCGACTGCACGTCAAATGCAGATCCCTGAAGCATGCGCTGGATGTCCTTTCTG  
 TGGTGACAAAGGGGAGTGAGAGCCAGATCAAGTCTTCTCGCCAGGTAAGTGTACAATGCTGCAACTGT  
 CAAGGATGCCTTTGGCAGGAACGCCGACCTGGCTTCTCCTCGCGGAAGAAAGGAGTGTGGACTGG  
 CTGATTGAGAAAGGAGTGGACTTGTGGTAAAGACAAGGAGTCCGGCTGGACAGCACTGCACAGAAGCG  
 TTTTTATGGACATATCGATTGTGTTGGTCTCTGTTGAAGCATGGTGTAGCTTGATATGCAAGATAA  
 AGAAGGATTGTCACCTTTGGATCTTCTTATGAAGGACAGGCCAACTCATGTTGTATTTAAGGACTGAT  
 CCCACAGAAGTCTATACTTGGGGAGATAACACAACTTCACTCTGGGCCACGGAAGCCAGAAATAGCAAAC  
 ATCACCCCGAGCTGCTGGACCTGTTCTCCAGGAGTGGGTTTATGTCAAGCAGGTGGTGTCTTGGCAATT  
 TCATTCGGTGTCTGTCCCAGAAAGGGCAGGTTACACCTGTGGCCATGGTCGCGGAGGACGGTTAGGC  
 CATGGAGATGAACAGACATGCTTGGTCCCAGGCTTGTGGAAGGACTGTCTGGTCAAAATGTTTCGCAAG  
 TGGCAGCTGCTAAGGATCACACTGTTGTGTTAACTGATGATGGATGTGTCTATACATTTGGTCTCAACAT  
 GTTTCACCAATTAGGAATTATCCTCCACTGCTAGTTGTAATGTACCCAGACAGATACAGGCAAAATAT  
 CTGAAAGGAAGGACTATCATTGGAGTAGCAGCGGGCAGGTTTCATACGGTGTCTGGACTCGAAGAGCCG  
 TTTACACACTGGGACTGAATGGTGGACAGTTGGGTCACCTACTGGATCCCAATGGTGAAGGAGTGTGTAC  
 AACCCCTCGCAAGTCTCTGCCCTTTCATACAAGGATATCGTGTGTCTTTGGTAGCTGCAAGTGTGGT  
 GCCACAGTCTGTGTACCACAAGGGGAGACATTTACTTACTTGCAGACTATCAGTGCAAGAAGATGGCAA  
 CTAACAACACTGAACCTGAAAAAGGTTCTGTCTCTGGAGGTTGTATGGAATACAAGGTTGATCCTGAACA  
 TTTGACAGAAAATGGAGGTCAGAAAATATGTGTCTCGCTATGGATGGAGCTGGAAGGTTGTTTGTCTGG  
 AGATCAATCAGCAGTCTCTGAAGCAGTGCCGATGGGCCTATCCTCGCCAGGTGTCAATCTCCGATTTG  
 CTTTAAATAGAAATGAAATCTGTTTGTACACAGGATGGGAAGGATTTAAAGGAAATGTTTGAAGA  
 CAAAAGAAAGAAATCTGAAAAGAAAGCAGACATTTTACCAAACCTCCATCATTCTCATCAGATGTGCT



[View online »](#)

TGTGTCCCTGATACAAATAGTGTGTATGAAAGAATTCGACTTGAGAACTTCCTTTTGCCATAGAGCTG  
TTAGTGTGACGACAGATCCAAGTGGGTGCAACTTTGCAATCCTACAGTCAGACCCAAAACAAGCCTTTA  
TGAGATCCAGTTGTGTCTTCATCATCTTTTTTGAAGAATTTGGCAAGCTCCTGAGGGAGACAGATGAA  
ATGGACAGCTCCACGATGTGACCTTCCAGATTGGCAATAGACACTTCCCGCACATAAAACATTTTGG  
CCGTGCGCTCTGACTTCTCCAGAAGTTGTTTCTTTCAGATGGCTCTTCTTAGAGCTGACGGATGTTA  
CCAGAAAGACGAAGATGCTGTGGCTGCCATCTTTGTGGTGGAGAAAGTCCATCTGACTTGTTCGAA  
TACCTCTTACAGTTCATGTACACAGATACCTGTGACTTGTAACTCATGGCTTCAAACCAAGAATGATCG  
TGAAGAGAAAGGCAGAAGACTGTGAGGGCTCCCGAGATTCTCATCTGCACACTGTGAATTGCCATGTGGA  
TGATAAACAGAAGTCAGATTTGAGGTGTACAGAAGCAACCAGGCCACACACTTGTGAACGGCAGAAG  
AGCAAACCCAAATCTTCTAAGAAGGGAAAAGGTGTTGGGGACGACGACCCTGTAAGGATGTTGCAAAGTG  
TTGCTAAGAAGTTTGGCCTCAGTAATTTGAGTAGCAGGTTAGAAGGAGTCAGATTGGAAAATGAAAAAT  
TAATGTTATTGCGAAGAAAAGTGGCAATAAACTGAAGCTAAGTCAGAAAAATGTTGTTTCTGTATGAT  
GTCACCATGAAGTCTGTGGATGGAAAGGAGTTCCTGCCATAAGTGTGTGCTCTGTGCGAGACTTGAGT  
ATTTCCACAGCATGCTTAGCAGATCGTGGATTGAGGCCTCCAGCTGTGCAGCTCTGGAAATGCCAATCCA  
GTCTGAGATTCTGAAAGTATTTGGACTACCTCTACACTGATGAGGCTGTGGTATAAAAGAGTCTCAA  
AACGTGGACTTTGTTTGTAGTGTCTTGTGCGTGGCTGATCAGCTTCTATAACTCGGTTAAAGGAGATTT  
GTGAAGTAGCATTGACTGAAAACCTTACCCTTAAGAATGCTGCGATGCTGCTGGAGTTTGCAGCCTTGTA  
CAATGCTGGGCAGTTGAAGCTCTCTTGTTTACAGTTTCATAGGACTGAATATGGCAGCTTTACTTGAAGCA  
AGGTCTCTGGATGTTTTAAGTGAGGATGTTTTGAAGGACCTTCCATATTCTACAGAAAAATGATCCAG  
CAATGGAGAGAAGAGTCATTACACCGTATCAAGATGGGCCAGATATTAGCTCTATGCAAGTAGAAGACGG  
AGAGGTCTTTTTAAAGAAGAAATAAACATGGAACCAATTACTCGGAACTATGTTCAAGAAGGCGAAA  
ACAAGAGCTAAAAGAAGCCACGGAAGCGCTCAGACAGTTCAGGAGGCTACACCTTTTCAGATGTTATCC  
AGAGTCCACCGTCTGCAGGATTATTAAGTCTGCAAAGACCAATTCTGTGGAGTCTTCCAGAATTGTT  
GACCTCAGATTCCGAAGGAAGCTATGCAGGAGTGGCGAGTCCCAGAGACCTCCAGTCGCCCCGACTTCA  
GCAGGATTCATTGCGATAAGGTGAGGGGAAAGCTAAGCCATACGTGAATGGTATACCTCCTCCATGTA  
CTAGGGAAGATGTAAGCCGTGGGAGAAAACACCAACAATAAGTCTGCTCCCCAGTTTATCCCCAGTAA  
CAGAGTGGACACTGCAGCCTCTTCCAGTTGGCTTGCCGGCTCTTGCAGTCTGTGAGTCTCCTGTTGTG  
GATCTTAGAACCATCATGGAAACAGAAGAAAACAGACAGAAAATAGGCGCAGCACCAAAGTCAAACCTTAG  
GAAAGATTATTTCTCACGGAATCAAACCTTCTCAGAAGCAACGAAAAATGATTGCATTGACCACCAAAGA  
AAACAATTCAGGAACGAACAGCATGGAAGCCATTTTGCAGCTCCTTCCAAGTCCCCAAGCCTGCGAAT  
GCATGGGCACCTCTGCACCTCACCTTATCCAGGTATTCCGGATTTTTACTAGAAGAAAAAAACCCG  
TTCCTGGCTATGTTTCCAGGATCATGTCAAAAAGTTTTGTTTTAAAGGAAGTGAAGAACTCTCCAGCCT  
AAATGTTGCAAGATGTTCAACCCATGGAAGTCCAGGATTAGAAAGCAATCATGTTTCTGATTTTCCACT  
CTAGACAGTCCCAACCCCTGGCAGTCTTCTCCCTGGCGGCTTCTCCCGAGTTGCTCCAGTCACATTTG  
CATCCATTGTAGAAGAAGAGCGGCAACAAGAAGCTGCCCTCATCAGAAGCCGGGAGAAACCTTAGCTCT  
CATTACAGTTCGAGGAGCATGCAATACAAGACTTGTGTTTTCTATGAGGCATTTGGCAACCCCGAGGAG  
TTTGTGTCGTTGAAAGGGCACCAAGGGGCTCTGGCAGTGCCTATGTGGAACAAGCATGGCTGC

ACGCGTACGCGGCCGCTCGAGCAGAACTCATCTCAGAAGAGGATCTGGCAGCAAATGATATCCTGGATT  
ACAAGGATGACGACGATAAGGTTTAA

Protein Sequence: >MR224109 representing NM\_001081282  
 Red=Cloning site Green=Tags(s)

MDAATPDCTSKCRSLKHALDVLVSVVTKGSESQIKSFLARYCYNAATVKDAFGRNAGHLASSCGKKGVLWD  
 LIEKGVDLLVKDKESGWTALHRSVYFGHIDCVWSLLKHGVSLYMQDKEGLSPLDLLMKDRPTHVVFKDTD  
 PTEVYTWGDNNTFLGHGSQNSKHPELDDLFSRSGVYVKQVVLCKFHSVFLSQQGQVYTCGHGRGGRLG  
 HGDEQTCLVPRLVEGLSGHNCSQVAAAKDHTVVLTDGCVYTFGLNMFHQLGIIPPPASCNVPRQIQAKY  
 LKGRITIIGVAAGRFHTVLWTREAVYTLGLNGGQLGHLLDPNGEKCVTTPRQVSALHHKDIASVSLVAASDG  
 ATVCVTRGDIYLLADYQCKMATKQLNLKVLVSGGCMYKVDPEHLTENGQKICVLAMDGAGRVCW  
 RSISSSLKQCRWAYPRQVSI SDIALNRNEILFVTQDGEFGKWFEDKRKNSEKKADILPNLHSSSDVS  
 CVPDTSVYERIRLEKLPFAHRAVSSTDPGSCNFILQSDPKTSLYEIPVSSSSFFEEFGKLLRETDE  
 MDSFHDVTFQVGNRHFAHKYILAVRSDFQKFLSDGSSLELTDVYQKDEDAAGCHLFVVEKVHPDLFE  
 YLLQFMYTDCDLLTHGFKPRMIVKKAEDCEGSPDHLHTVNCHVDDKQKSAFEVYRSNQAHTL SERQK  
 SKPKSSKKGKGVGDDDPVRLQSVAKKFGLSNLSSRLEGVRLENEKINVI AKKTGNKLLKLSQKKCSFLYD  
 VTMKSVDGKEFSCHKCVLCARLEYFHSMLSRSWIEASSCAALEMPIQSEILKVI LDYLYTDEAVVIKESQ  
 NVDFVCSVLVADQLLITRLKEICEVALTENLTLKNAAMLEFAALYNAGQLKLSCLQF IGLNMAALLEA  
 RSLDVLSEDVLDLSIFYRKMIPAMERRVITPYQDGPDISSMQVEDGEVFFKEEINMEPNYSEMFKKAK  
 TRAKKPKRKRSDSSGGYTLSDVIQSPPSAGLLKSAKTNSVESLELLTSDSEGSYAGVASPRDLQSPDFT  
 AGFHSDKVEGKAKPYVNGIPPPCTREDVKPWEKSPTTKSAPQFIPSNRVDTAASSSWLAGSCSPVSPV  
 DLRTIMETEENRQKYGAAPKSNLGIISHGIKLSQKQKMIALTTKENNSGTNSMEAILTAPSKSPKAN  
 AWAPLHSPLSRSFRDFLLEKKPVPGYSGDHVKKVCFKGTENSPALNVARCSTHGTPGLESNHVSDFPL  
 LDSPNPWQSSSLAASPAVAPVTFASIVEEERQEAALIRSREKPLALIQVEEHAIQDLLVFYEAFGNPEE  
 FVVVERAPQGPLAVPMWNKHGC

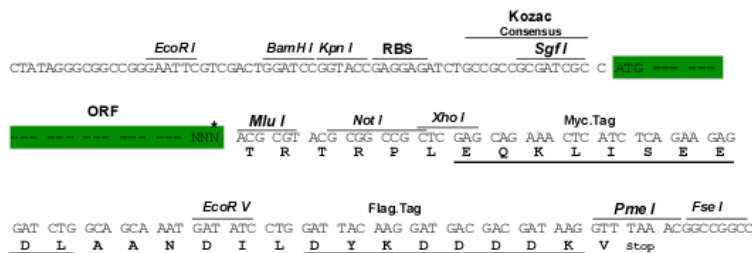
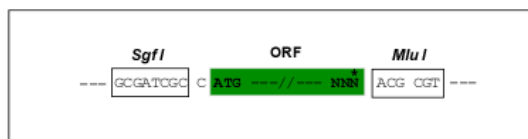
TRTRPLEQKLISEEDLAANDILDYKDDDDKV

Restriction Sites:

SgfI-MluI

Cloning Scheme:

Cloning sites used for ORF Shuttling:



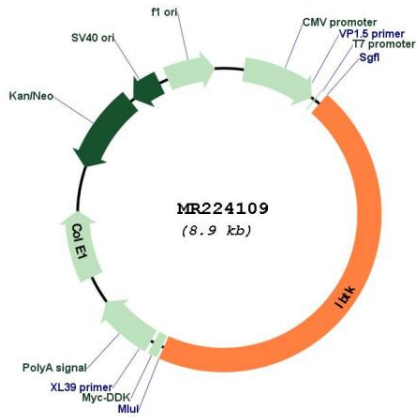
\* The last codon before the Stop codon of the ORF

ACCN: NM\_001081282

ORF Size: 4056 bp

<b>OTI Disclaimer:</b>	The molecular sequence of this clone aligns with the gene accession number as a point of reference only. However, individual transcript sequences of the same gene can differ through naturally occurring variations (e.g. polymorphisms), each with its own valid existence. This clone is substantially in agreement with the reference, but a complete review of all prevailing variants is recommended prior to use. <a href="#">More info</a>
<b>OTI Annotation:</b>	This clone was engineered to express the complete ORF with an expression tag. Expression varies depending on the nature of the gene.
<b>Components:</b>	The ORF clone is ion-exchange column purified and shipped in a 2D barcoded Matrix tube containing 10ug of transfection-ready, dried plasmid DNA (reconstitute with 100 ul of water).
<b>Reconstitution Method:</b>	<ol style="list-style-type: none"><li>1. Centrifuge at 5,000xg for 5min.</li><li>2. Carefully open the tube and add 100ul of sterile water to dissolve the DNA.</li><li>3. Close the tube and incubate for 10 minutes at room temperature.</li><li>4. Briefly vortex the tube and then do a quick spin (less than 5000xg) to concentrate the liquid at the bottom.</li><li>5. Store the suspended plasmid at -20°C. The DNA is stable for at least one year from date of shipping when stored at -20°C.</li></ol>
<b>RefSeq:</b>	<a href="#">NM_001081282.1</a> , <a href="#">NM_001081282.2</a> , <a href="#">NP_001074751.1</a>
<b>RefSeq Size:</b>	5679 bp
<b>RefSeq ORF:</b>	4059 bp
<b>Locus ID:</b>	108837
<b>UniProt ID:</b>	<a href="#">Q6ZPR6</a>
<b>Cytogenetics:</b>	9 E3.1
<b>MW:</b>	150 kDa
<b>Gene Summary:</b>	Acts as an inhibitor of BTK tyrosine kinase activity, thereby playing a role in B-cell development. Down-regulates BTK kinase activity, leading to interference with BTK-mediated calcium mobilization and NF-kappa-B-driven transcription (By similarity).[UniProtKB/Swiss-Prot Function]

Product images:



Circular map for MR224109