

Product datasheet for **MR223817**

Epb41I5 (NM_145506) Mouse Tagged ORF Clone

Product data:

Product Type:	Expression Plasmids
Product Name:	Epb41I5 (NM_145506) Mouse Tagged ORF Clone
Tag:	Myc-DDK
Symbol:	Epb41I5
Synonyms:	1700030C16Rik; AL022914; BE37; E230025E14Rik; Epb4.1I5; Lulu1; NBL5
Mammalian Cell Selection:	Neomycin
Vector:	pCMV6-Entry (PS100001)
E. coli Selection:	Kanamycin (25 ug/mL)



[View online »](#)

ORF Nucleotide Sequence:

>MR223817 representing NM_145506
 Red=Cloning site Blue=ORF Green=Tags(s)

TTTTGTAATACGACTCACTATAGGGCGGCCGGAATTCGTCGACTGGATCCGGTACCGAGGAGATCTGCC
 GCC**CGCATCGCC**

ATGCTGAGCTTCTGAGACGAACGCTTGGCCGAGGTCTATGCGCAAGCATGCTGAAAAGGAGCGGCTCC
 GAGAGGCACAGCGTGCAGCCACACACATTCTGCGCTGGGGATGCCAAGTCCATCATCACATGCAGGGT
 GTCCTTCTGGACGGTACAGATGTCAGTGTGGACTTGGCGAAAAAAGCCAAAGGACAGGACTGTTTGAC
 CAAATCATGTATCACCTGGACTTGATTGAAAGTACTATTTTGGTTTGGATTTCATGGATTGAGCCCAAG
 TAGCCATTGGTTGGATGGTACAAAAGCATCAAAAAGCAAGTAAAAATTGGTTACCCCTATTGTCTTCA
 TCTTCGAGTTAAGTTTTATTCTCGAACCAATAATCTTCGTGAGGAGCTAACCCGGTATTTATTTGTT
 CTTGAGCTAAAACAAGATATTCTCAGTGGGAAGTTAGAGTGTCCCTTTGATACAGCAGTTCAGTTGGCAG
 CTTATAATCTGCAAGCTGAACCTGGCGACTATGATCTTGTGTAACATAGTCTGAACTGGTCTCTGAGTT
 CAGGTTTGTGCCATCCAGACTGAAGAGATGGAAGTGGCTATTTTGGAGAAATGGAAGGAATACAGAGGT
 CAGACACCAGCACAAGCAGAAACCAATTACCTGAATAAAGCCAAATGGCTAGAAATGTATGGTGTGATA
 TGCACGTGGTCAAGGCTAGAGATGGCAATGACTATAGTTGGGACTGACTCCAACAGGAGTCCCTGTTTT
 TGAAGGAGAGACCAAAATGGCTTGTCTTCTGGCCCAAGATAACCAGATTGGATTTTAAAGAAGAATAAG
 TTAAGTCTAGTGGTTGTGGAAGATGATGATCAGGGCAAAGAACAAGGCATACCTTTGTCTTTAGATTGG
 ATCACCCTAAAGCCTGCAAAACACTTATGGAATGTGCTGTGGAGCACCATGCCTTCTCCGCCTCCGAGG
 ACCTGTCCAAAAGAGTCCCATCGATCAGGATTCATTGACTAGGATCCCGATTTAGATACAGTGGAAAA
 ACAGAATATCAGACCACAAAACTAATAAAGCAAGAAGATCAACCTCCTTTGAAAGAAGGCCTAGCAAGC
 GGTATTTCCGACGGACGCTGCAAAATGAAAGCCAGCACAACACAACCTGAAGATCTTGGTGTCTTAATGC
 TTCCGCTCAGAAAAGTACTCCCAACAGGCTTGGGGTGTGATGTCTCCTGTGCCTGTCACTTCTTCTCA
 TCTGTGGCGCTGTGCAGGTGGAGATAGAGAATCTCCACAGACCTCTGCGACAGAGCAGCACAGGAA
 AATGCTTGCCCTAAGCGTTGATTTGCTCAACAGCCAGACTTACTAGAAAACAACCATTTGGTGTGTAAC
 AAGGACGTCAGAGACTTCGGCACCATTCCAGCACCAGATACCATTAATGTTGCCACCAGGTCAAATGAA
 TTAGAGGAATCAAAGCTGAATGTGAGACATTAAGGATGACACAGAGAAGCTTAAACAGCTTGAACAG
 AGCAGACTATCTGCCATCTCTCGACCTACCATTGACATTAATGTCAACAGCCAGGAAGAAGTGGTAAA
 GTTACTGAGAAATGTCTTAATAATGCCATTGAGAACCAGCATTGAATGCAGTAAAGGTTCCCTCCTGAC
 TTCAAGAGTAATATTTTGAAGCTCAAGTAGAAGCTGTGCATAAGGTTACAAGAGAAGATAGTTTATTAA
 CTCATAAAAATGCCAGCGTTCAGGATGCTGCCACAACAGTACTGCATTCAATGAAAATGATGTGCCCGT
 CTGTAAAGATTCCCTCACTCCGGTGCATGGCACAGCTGCAGACAGTGCCTCTGTACTAAAGGATGCTACT
 GATGAACTGGACGCTTACTTCTTCTCTGACAGAGAATCTGATGGACCACAGTAACACCTCAGGTGT
 CTTACCATCCATGATCACACCCGGTGGATTATCCACAGAGTGTACCATCTCCAATGGGCTTGACAGG
 ATATGGAGCATCTTTGGCAGGGACAGATGAATGTAGTCAGAAAAGATGGATTCTCACTGATTTCCCCCA
 GCACCATCTTGGTAGATGTGTGACCAGCTCTGCCCTCCCTTGCTGAAGACTCAACCTTGAAGCAGA
 AGTGCTTGCTGACTACTGAGCTC

ACGCGTACGCGGCCGCTCGAGCAGAACTCATCTCAGAAGAGGATCTGGCAGCAAATGATATCCTGGATT
 ACAAGGATGACGACGATAAGGTTTAA

Protein Sequence: >MR223817 representing NM_145506
Red=Cloning site Green=Tags(s)

MLSFLRRTLGRSMRKHAEKERLREAQRAATHIPAAGDAKSIITCRVSLLDGTDVSVLPPKAKGQELFD
 QIMYHLDLIESDYFGLRFMDSAQVAHWLDGTSIKKQVKIGSPYCLHLRVKFSSEPNNLREELTRYLFV
 LQLKQDILSGKLECFDPAVQLAAYNLQAEAGDYDLAEHSEPEVSEFRFVPIQTEEMELAI FEKWKEYRG
 QTPAQAEATNYLNKAKWLEMYGVDHVVVKARDGNDYSLGLTPTGVLVFEGETKIGLFFWPKITRLDFKKNK
 LTLVVVEDDDQGKEQEHTFVFRLDHPKACKHLWKCAVEHHAFRLRGPVQKSSHRSGFIRLGSFRFYSKG
 TEYQTTKTNKARRSTSFERRPSKRYSRRTLQMKASTTQPEDLGLVNASAQKSDSQAWGVMSPVPTSSS
 SCGAVQVEIENLPQTSATEQHDKRCLPLSVDLLNSPDLETTIGDVTRTSETSAPFPAPDTINVATRSNE
 LEEFKAECETLKDDTEKLQLETEQITLPSLRPTIDINVNSQEEVVKLTEKCLNNAIENPALNAVKPPD
 FKSNILKAQVEAVHKVTREDSLLTHKNASVQDAATNSTAFNENDVPVCKDSLTPVHGTAADSASVLKDAT
 DELDALLLSLTENLMDHTVTPQVSSPMTIPRWIIPQSATISNGLAGYGASLAGTDECSQKDGFSLISPP
 APFLVDAVTSSAPPLPEDSTLKQKCLLTEL

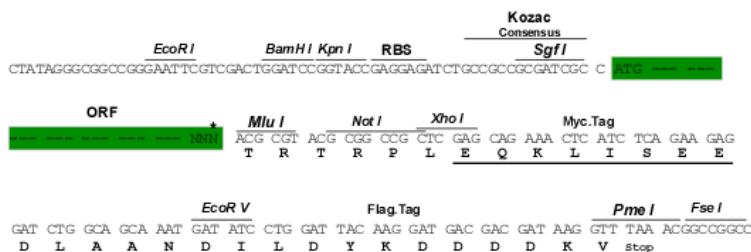
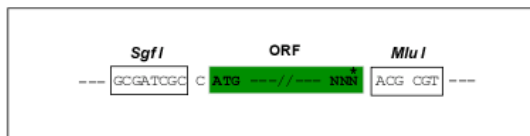
TRTRPLEQKLISEEDLAANDILDYKDDDDKV

Chromatograms: https://cdn.origene.com/chromatograms/mm9092_b06.zip

Restriction Sites: SgfI-MluI

Cloning Scheme:

Cloning sites used for ORF Shuttling:



* The last codon before the Stop codon of the ORF

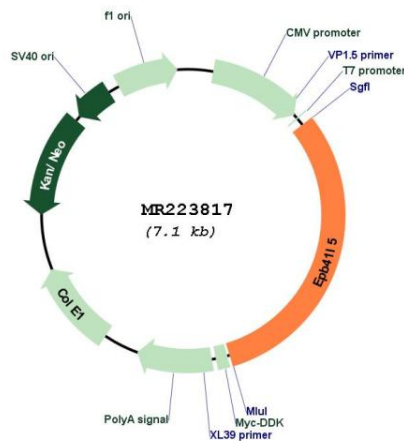
ACCN: NM_145506

ORF Size: 2193 bp

OTI Disclaimer: The molecular sequence of this clone aligns with the gene accession number as a point of reference only. However, individual transcript sequences of the same gene can differ through naturally occurring variations (e.g. polymorphisms), each with its own valid existence. This clone is substantially in agreement with the reference, but a complete review of all prevailing variants is recommended prior to use. [More info](#)

OTI Annotation: This clone was engineered to express the complete ORF with an expression tag. Expression varies depending on the nature of the gene.

Components:	The ORF clone is ion-exchange column purified and shipped in a 2D barcoded Matrix tube containing 10ug of transfection-ready, dried plasmid DNA (reconstitute with 100 ul of water).
Reconstitution Method:	<ol style="list-style-type: none"> 1. Centrifuge at 5,000xg for 5min. 2. Carefully open the tube and add 100ul of sterile water to dissolve the DNA. 3. Close the tube and incubate for 10 minutes at room temperature. 4. Briefly vortex the tube and then do a quick spin (less than 5000xg) to concentrate the liquid at the bottom. 5. Store the suspended plasmid at -20°C. The DNA is stable for at least one year from date of shipping when stored at -20°C.
RefSeq:	<u>NM_145506.4, NP_663481.2</u>
RefSeq Size:	6510 bp
RefSeq ORF:	2196 bp
Locus ID:	226352
UniProt ID:	<u>Q8BGS1</u>
Cytogenetics:	1 E2.3
MW:	81.6 kDa
Gene Summary:	May contribute to the correct positioning of tight junctions during the establishment of polarity in epithelial cells.[UniProtKB/Swiss-Prot Function]

Product images:


Circular map for MR223817