

Product datasheet for **MR223708**

Rprd2 (NM_001081293) Mouse Tagged ORF Clone

Product data:

Product Type: Expression Plasmids
Product Name: Rprd2 (NM_001081293) Mouse Tagged ORF Clone
Tag: Myc-DDK
Symbol: Rprd2
Synonyms: 2810036A19Rik; 4930535B03Rik; 6720469I21Rik; AL022841; AL022940; AU021304; BB077382
Vector: pCMV6-Entry (PS100001)
E. coli Selection: Kanamycin (25 ug/mL)
Cell Selection: Neomycin
ORF Nucleotide Sequence: >MR223708 representing NM_001081293
Red=Cloning site Blue=ORF Green=Tags(s)

TTTTGTAATACGACTCACTATAGGGCGGCCGGAATTCGTCGACTGGATCCGGTACCGAGGAGATCTGCC
GCC**CGGATCGCC**

ATGGCGCGCGCGCGCGGAGGCAGCAGTAAGGCCTCCTCCTCGTCGGCCTCGTCCGAGGGGCCCTGG
AGTCTTCGTTGGATCGAAAATCCAGTCGGTGACCAACACCATGGAATCCATTCAAGGCTTGTGTCCTG
GTGTATAGAAAACAAGAAACACCACAGTACAATCGTCTACCATTGGATGAAGTGGCTCCGGAGATCTACA
TATCCCATCGTTTGAATCTCTTTATCTTGCCAAATGATGTCATACAGAATTGTAACCGGAAAAATGC
TCATATTCGTAATCATTGCTGATGTCTTCTGAAGCAGCTGCTCTAGTGAAGGATCCATCCGTCCTC
TAAGTCTATAGAACGAATCTTTAAAATCTGGGAAGATCGAAATGTGTACCCAGAAGACATGATTGTGGCA
TTGAGAGAAGCTTTAATGGACAGAGCAGCTTCCCATAAATGCCAGACTGCAAAAATGCAATGTTTTCCAG
GTACCACTTTCAAACTCAGAAGCAGCTGAAAGAAAATCTGAACAAACAACCGAATAAGCAGTGGAAAGAA
ATCACAAACATCCACGAATCCAAAAGCTGCTCTCAAATCTAAGATTGTTGCTGAGTTTCGATCTCAGGCC
CTCATTGAAGAGTTGCTGATGTACAAACGATCAGAAGATCAGATAGAACTGAAGGAGAAACAGTTGTCAA
CTATGAGAGTGGATGCTGCAGCACAGAACTCTCAAGTGTAAAAGATAAAACAGTGGAAAGAAAGT
CTCCAAAGAATTTGAAGAAGCAAGTTCCAAGCTAGAGGAGTTTGTGAATGGATTAGATAAACAGGTGAAA
AATGGGCCCTCACTAACAGAAGCATTAGAGAACGCTGGAATTTCTATGAAGCACAGTACAAGGAAGTGA
AAGTGGTCGCTAACGCTTACAAAACCTTCGCTAACCGAGTAAACAACCTTAAAGAAGAAGTTGGATCAATT
GAAGTCAACCTTCTGATCCTGAGGAATCACCAGTCCCTCTCCAAGTATGGATGCTCCTTCCCAACT
GGTTCTGAGTCTCCATCCAGGGCATGGGAGGTGAAGAACCCAGTACCAGGCTGAGAGTGAACAAGT
CTGCCACACCCGAGCCTGTGACTGATAACCGTGTGGAAGACATGGAACCTCTCAGATGTGGAAGATGA
TGGATCAAAAATCATTGTGGAGGACCGAAAGAAAAGCCTGTGGAGAACTGCTGTCTCCACTGGTGTG
CCCACCAAGTCAACAGAAAGTGTCTCGAAAGCCTCACCGTGTGCCACCGTCTGTGCCACGACGCGCAG
CTCCACCTCTCCGAAGCCTCTGAGCACTGCATTCTGTCCCCTTCCCAACTTTGGTTTTGCCAACCT
GGCAAATGTGGATCTGGCAAAGATCAGTTCCATCCTTAGCAGCCTAACATCAGTCATGAAAAATACGGGG
GTCAGTTCTGCATCAAGACCTTCTCCAGGAATTCCTACCAGTCCCAGCAACCTCAGCAGTGGCCTGAAAA



[View online >](#)

CACCTGCACCTGCCACAACACCATCTCACAAACCTCTGGCAAATATCCTGTCAAAGGTGGAGATACCCC
 AGAGAGCATTCTCTGTCTTTCTAAAACCCAGACACAGTCAGCCCCTGCACTCCAAGGCTTGTATCA
 TTACTTCAGAGTGTACTGCGAACCCCTGTGCCAGCCAGTGAAGTCACTTCCCAGAGCACCACAGCCTCCC
 CTGCGAGCACCACAGGCTCTGCCGTAAGGGGAGAAATCTACTCTCCAGTACCCAGTCTTTTATCCCAA
 AAGCTTCAACTATTCTCTAGTCTTCACTTCTGAAGTCTTCCACTTCAGCAAGCAAGGCGTCAGTT
 GGGCAGAGCCCGGTGCTCCCAAGCACTACGTTTAACTACCATCCAGTCTTTGGGATTTACTGGTACCC
 ACAATCTAGCCCTGTGCCACCTACTGAAGTTGCCGTGCCAATCCTCAGAGTCTCCAAGCCAAA
 GCCAGAATCAGAGTCCACCTCTCCAAGCCTGGAATGAAGATCCACAACCTCTTGAAAGGTAATCCTGGT
 TTCAGTGGCTTAAACTTAAACATCCCGATCCTAAGCAGCTTGGGATCCAGTGCCCATCAGAGGGCCATG
 CCTCAGACTTCCAGCGTGGTCTACTAGCACTTCAAGTGACAGCATCGATGGAACCTCTGTTGCGGATGA
 ACGGAGTGGGACACCCACCCAGGATGAGATGATGGATAAGCCACATCCAGCAGCGTAGACACTATGTCC
 CTGCTGTCTAAGATCATCAGCCCTGGTCTCAACACCCAGCAGTACAAGGTCGCCACCTCCAGGAAGAG
 ATGAAAGTACCCCAAGAGCTCCCAATTCTGTGTCTACATATCGACCGTTTGGTCTGGCAGTGACTC
 TCCCTACAAGCAGCCTTCTGGTGGAGTTGAGAGGCCGTATCACTGATGGACTCTTACAGGAAAAGCTC
 TCCCAGATACTTCTTCCAGGAAGACGAGGACTACCGAGATTTGAGTATTCAGGGCCTCTCCATCTG
 CCATGATGAATCTAGAGAAGAAACAGCCAAATCCATCCTGAAGTCAAGCAAGCTTTCTGATGCCACTGA
 GTACCAGCCAATCCTGTCTAGTTACAACCACAGGGCCCAAGAGTTTGGGGTCAAGTCTGCCTTCCCTCCA
 TCTGTAAGGGCCCTCTGGACTCTAGTGAGAACTGTGACCGTCTCTCATCTCCCCCTGGGCTATTTGGTG
 CCTTCAACATAAGAGGGAATGAACCTGGGTCTGAGCGGTCAACATCACCAGTAAAAATGATGCATTTTT
 CACCCCTGACTCCAACCACAGTGGCTTGTCTCAGTCTACTGCTGGGCATCTCACGTTGCCACAGACAAA
 TACCCAGACTCTCCTCACTCAGTCCCACATCGTTCCATTTCTTTCACAGAGTACCCTTGCCGCTCCAG
 CAGGCCACCCACCATCAGGCGTGGAAAAAGTCTGGCCTCCACGATTTCCACCACATCGACGATTGA
 GTTTAAGAATATGCTTAAAAACGCTCAGCAAGCCCTCAGATGATAAGCATTTTGGCCAGACACCCAAC
 AAGGGTACTTCAAGTGATGGTGTCACTCTCAAACCTCACCCAGCCAGCTTGGCCACCACTGACCAAC
 AACAGGAAGAACACTATCGAATAGAAACTCGTGTTCCTCCTCTGTTTAGACTTGCCTGACAGCAGAGA
 AGAAAAGGGGCCCTATAGAACTCTAGGTTATCATAACGCAGCTAATAGGAGGATGTCAGGGGAGCCG
 ATAAAGACTGTAGAGTCTATACGAGTCTCTGGGAGGGAAATAGAGGACATGGGCGCAGGTTTCAAGAG
 TGGGTTGGTTTGTCTGAGCACACCAGGCAGCTCTTTGACAATGGTCCCTCAAGTGCCTCTGAGTTGGC
 ATCCCTTGGGGTGGGGCAGCGGAGGCCCTCACTGGCTTAAAGACAACGCCGTACAAGGAACGGGCACCC
 CAGTTTCAGGAGAGTGTACCAGCTTTCGTTCCAACAGTTTCAACTCAACATTTGAGCATCATCTCCCC
 CATCCCCTTTGGAAATGGGGCACCCCTTCCAGAGAGAGCCAGTGGGGCCGTATCTGCCCCACCTGCCCC
 TCCTAAGGATCATGGTGGTATCTTCTCTCGAGAGGCACCCACTCATCTGCCCTCTGTGGATCTTTCGAAC
 CCCTTTACAAAGGAGGCATCTCTGGCCACGCTGGCCACCACTCCTCCAGGAGACACAGCGGAGTTC
 CTTTCCCTCCACCCCCCTCTCCACCCCGGGGAACTTAGCAGTGGAGGGACTGGTGTCCCCTTTGC
 TACTCCAGCCCGCTCCACCCCTGTTGACCACTCTGGGTTGTACCTTCCCAACTCCACCACTGCCA
 GAGCATGGAGTAACTGGGCTGTGTCAAGTTTTCCAAGGACCATAGTCCCTCCTTCAAGGACCATGG
 CTGAGCATTTTGGGGTGTCTACAGGACCCAGGGACCTCAATGGCCCTGGTCTTAAACGTTTACGAGAGAG
 CCTGAGCCTGCCTTCCCATCCTCTGGAGCACCTGGGCCAGCCCTTGGAGGAGTGGGGGAGGCAACACC
 AGCAGCAGTGGCCTTCCCTTGAAGTCCCGCACACAGAGACGCCATCGGCCGGAGTGGTATGATTTTACGGA
 GTCCCCGCCAGACTTTCGGCCTAGGGAAGCTTTTCTCGGCAGAGACCCATTCCACAGTTTAAAGAGACC
 CAGGCCACCTTTTGTAGAGCCCTCCGTCTTTGCACAAAACGCCATTTTCCCTCCAGGTAC

ACGCGTACGCGGCCGCTCGAGCAGAACTCATCTCAGAAGAGGATCTGGCAGCAAATGATATCCTGGATT
 ACAAGGATGACGACGATAAGGTTTAA

Protein Sequence: >MR223708 representing NM_001081293
 Red=Cloning site Green=Tags(s)

MAAGGGGGSSKASSSSASSAGALESSLDRKFQSVTNTMESIQGLSSWCIENTKHHSTIVYHWMKWLRRST
 YPHRLNLFYLANDVIQNCRKNAIIFRESFADVLPEAAALVKDPSVSKSIERIFKIWEDRNVYPEDMIVA
 LREALMDRAASHNARLQKLQCFPGTTFFKTQKQLKENLNKQPNKQWKSQTSTNPKAALKSKIVAEFRSQA
 LIEELLMYKRSEDQIELKEKQLSTMRVDVCSTETLKLKDKTGGKKFSKEFEEASSKLEEFVNLGDKQVK
 NGPSLTEALENAGIFYEAQYKEVKVVANAYKTFANRVNLLKKLKLDQLKSTLPDPEESPVPSPMDAPSPT
 GSESPFQMGGEEPQSPAMESDKSATPEPVTDNRDVEDMELSDVEDDGSKIIVEDRKEKPEKPAVSTGV
 PTKSTESVSKASPCAPPSVPTTAAPPLPKPLSTALLSPSPTLVLPNLANVDLAKISSILSSLTSMKNTG
 VSSASRSPGIPTSPSNLSSGLKTPAPATTPSHNPLANILSKVEITPESILSALSKTQTQSAPALQGLSS
 LLQSVTANPVPASEVTSQSTTASPASTTGSVAVKGRNLLSSTQSFIPKSFNYSPSSSTSEVSSTSASKASV
 GQSPVLPSTTFKLPSSSLGFTGTHNPSPAAPTEVAVCQSSSEVSKPKPESESTSPSLEMKIHNFLKGNPG
 FSLNLNIPILSSLGSSAPSEGHASDFQRGPTSTSVDSIDGTPVRDERSGTPTQDEMMDKPTSSSVDTMS
 LLSKIIISPGSSTPSSTRSPPPGRDESYPQELPNSVSTYRPFGLGSDSPYKQPSGGVERPSSLMDSQEKL
 FPDTSFQEDEDYRDFEYSGPPPSAMNLEKPAKSIKSSKLSDATEYQPIILSSYNHRAQEFVKSAFPP
 SVRALLDSSENCRLSSPPGLFGAFNIRGNEPGESESPSPSKNDAFFTPDSNHSGLSQSTAGHLTLPQTQ
 YPDSPHSVPHRSIFSSQSTLAAPAGHPPTSGVEKVLASTISTTSTIEFKNMLKNASRKPSSDDKHFGQTPN
 KGTSSDGVSLSNLTQPSLPTTDQQEEHYRIETRVSSCLDLPDSTEKGAPIETLGYHNAANRRMSGEP
 IKTVESIRVPGKGNRHHGREVSRVGFDLSTPGSSFDNGPSSASELASLGGGGSGGLTGFKTTPYKERAP
 QFQESVTSFRSNSFNSTFEHLLPPSPLEHGAPFQREPVGPSAPPAPPKDHGGIFSREAPTHLPSVDLSN
 PFTKEASLAHAGPPPPGEGHSGVFPFFFFFFGGELSSGGTGVPFATPAPPPPPVDHSGVVPFPTPLP
 EHGVTGAVSVFPKDHSSLLQGTMAEHFGVLTGPRDLNGPGLNRSRESLSLPSHLEHLGPALGGGGGNT
 SSSGLPLSPAHRDAIGRGMILRSRPPDFRPREAFLGRDPFHSLKRPRPPFVRGPPFFAPKRPFPPRY

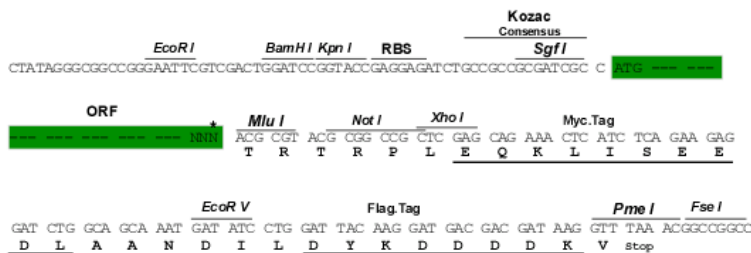
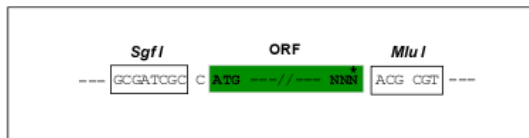
TRTRPLEQKLISEEDLAANDILDYKDDDDKV

Restriction Sites:

Sgfl-MluI

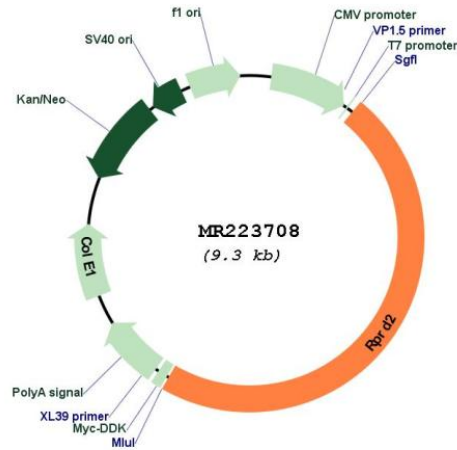
Cloning Scheme:

Cloning sites used for ORF Shuttling:



* The last codon before the Stop codon of the ORF

Plasmid Map:



ACCN: NM_001081293

ORF Size: 4407 bp

OTI Disclaimer: The molecular sequence of this clone aligns with the gene accession number as a point of reference only. However, individual transcript sequences of the same gene can differ through naturally occurring variations (e.g. polymorphisms), each with its own valid existence. This clone is substantially in agreement with the reference, but a complete review of all prevailing variants is recommended prior to use. [More info](#)

OTI Annotation: This clone was engineered to express the complete ORF with an expression tag. Expression varies depending on the nature of the gene.

Components: The ORF clone is ion-exchange column purified and shipped in a 2D barcoded Matrix tube containing 10ug of transfection-ready, dried plasmid DNA (reconstitute with 100 ul of water).

Reconstitution Method:

1. Centrifuge at 5,000xg for 5min.
2. Carefully open the tube and add 100ul of sterile water to dissolve the DNA.
3. Close the tube and incubate for 10 minutes at room temperature.
4. Briefly vortex the tube and then do a quick spin (less than 5000xg) to concentrate the liquid at the bottom.
5. Store the suspended plasmid at -20°C. The DNA is stable for at least one year from date of shipping when stored at -20°C.

RefSeq: [NM_001081293.1](#), [NP_001074762.1](#)

RefSeq Size: 8419 bp

RefSeq ORF: 4410 bp

Locus ID: 75137

UniProt ID: [Q6NXI6](#)

Cytogenetics: 3 F2.1

MW: 157 kDa