

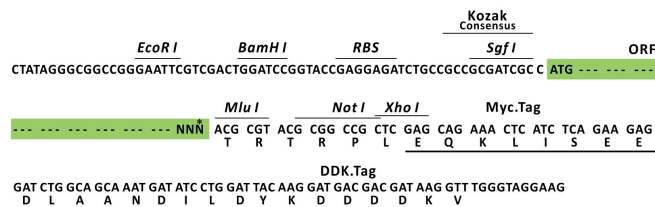
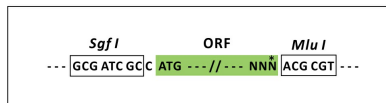
## Product datasheet for MR222194L3

### Celf2 (NM\_001110228) Mouse Tagged Lenti ORF Clone

#### Product data:

Product Type:	Expression Plasmids
Product Name:	Celf2 (NM_001110228) Mouse Tagged Lenti ORF Clone
Tag:	Myc-DDK
Symbol:	Celf2
Synonyms:	B230218O03; B230345P09Rik; C88023; CELF-2; CUG-BP2; Cugbp2; D230046B21 Rik; Etr-3; mETR-3; Napor
Mammalian Cell Selection:	Puromycin
Vector:	pLenti-C-Myc-DDK-P2A-Puro (PS100092)
E. coli Selection:	Chloramphenicol (34 ug/mL)
ORF Nucleotide Sequence:	The ORF insert of this clone is exactly the same as(MR222194).
Restriction Sites:	SgfI-MluI
Cloning Scheme:	

Cloning sites used for ORF Shuttling:



\* The last codon before the Stop codon of the ORF.

ACCN:	NM_001110228
ORF Size:	1578 bp



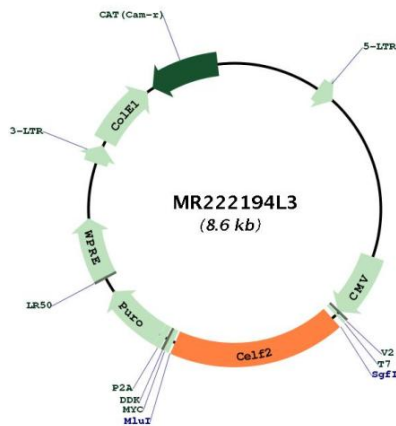
[View online »](#)

<b>OTI Disclaimer:</b>	The molecular sequence of this clone aligns with the gene accession number as a point of reference only. However, individual transcript sequences of the same gene can differ through naturally occurring variations (e.g. polymorphisms), each with its own valid existence. This clone is substantially in agreement with the reference, but a complete review of all prevailing variants is recommended prior to use. <a href="#">More info</a>
<b>OTI Annotation:</b>	This clone was engineered to express the complete ORF with an expression tag. Expression varies depending on the nature of the gene.
<b>Components:</b>	The ORF clone is ion-exchange column purified and shipped in a 2D barcoded Matrix tube containing 10ug of transfection-ready, dried plasmid DNA (reconstitute with 100 ul of water).
<b>Reconstitution Method:</b>	<ol style="list-style-type: none"> <li>1. Centrifuge at 5,000xg for 5min.</li> <li>2. Carefully open the tube and add 100ul of sterile water to dissolve the DNA.</li> <li>3. Close the tube and incubate for 10 minutes at room temperature.</li> <li>4. Briefly vortex the tube and then do a quick spin (less than 5000xg) to concentrate the liquid at the bottom.</li> <li>5. Store the suspended plasmid at -20°C. The DNA is stable for at least one year from date of shipping when stored at -20°C.</li> </ol>
<b>RefSeq:</b>	<a href="#">NM_001110228.1</a> , <a href="#">NP_001103698.1</a>
<b>RefSeq Size:</b>	7662 bp
<b>RefSeq ORF:</b>	1581 bp
<b>Locus ID:</b>	14007
<b>UniProt ID:</b>	<a href="#">Q9Z0H4</a>
<b>Cytogenetics:</b>	2 A1

**Gene Summary:**

RNA-binding protein implicated in the regulation of several post-transcriptional events. Involved in pre-mRNA alternative splicing, mRNA translation and stability. Mediates exon inclusion and/or exclusion in pre-mRNA that are subject to tissue-specific and developmentally regulated alternative splicing (By similarity). Specifically activates exon 5 inclusion of TNNT2 in embryonic, but not adult, skeletal muscle (By similarity). Activates TNNT2 exon 5 inclusion by antagonizing the repressive effect of PTB (By similarity). Acts as both an activator and repressor of a pair of coregulated exons: promotes inclusion of the smooth muscle (SM) exon but exclusion of the non-muscle (NM) exon in actinin pre-mRNAs (By similarity). Promotes inclusion of exonS 21 and exclusion of exon 5 of the NMDA receptor R1 pre-mRNA (By similarity). Involved in the apoB RNA editing activity (By similarity). Increases COX2 mRNA stability and inhibits COX2 mRNA translation in epithelial cells after radiation injury. Modulates the cellular apoptosis program by regulating COX2-mediated prostaglandin E2 (PGE2) expression. Binds to (CUG)<sub>n</sub> triplet repeats in the 3' UTR of transcripts such as DMPK (By similarity). Binds to the muscle-specific splicing enhancer (MSE) intronic sites flanking the TNNT2 alternative exon 5 (By similarity). Binds preferentially to UG-rich sequences, in particular UG repeat and UGUU motifs (By similarity). Binds to apoB mRNA, specifically to AU-rich sequences located immediately upstream of the edited cytidine (By similarity). Binds AU-rich sequences in the 3' UTR of COX2 mRNA. Binds to an intronic RNA element responsible for the silencing of exon 21 splicing. Binds to (CUG)<sub>n</sub> repeats. May be a specific regulator of miRNA biogenesis. Binds to primary microRNA pri-MIR140 and, with CELF1, negatively regulates the processing to mature miRNA (By similarity).[UniProtKB/Swiss-Prot Function]

**Product images:**



Circular map for MR222194L3