

## Product datasheet for MR222144

### Tnik (NM\_026910) Mouse Tagged ORF Clone

#### Product data:

|                          |   |
|--------------------------|---|
| Product Type:            | Expression Plasmids   |
| Product Name:            | Tnik (NM_026910) Mouse Tagged ORF Clone                               |
| Tag:                     | Myc-DDK   |
| Symbol:                  | Tnik  |
| Synonyms:                | 1500031A17Rik; 4831440119Rik; AI451411; C530008O15Rik; C630040K21 Rik |
| Vector:                  | pCMV6-Entry (PS100001)  |
| E. coli Selection:       | Kanamycin (25 ug/mL)  |
| Cell Selection:          | Neomycin  |
| ORF Nucleotide Sequence: | >MR222144 ORF sequence<br>Red=Cloning site Blue=ORF Green=Tags(s)     |

TTTTGTAATACGACTCACTATAGGGCGCCGGGAATTCGTCGACTGGATCCGGTACCGAGGAGATCTGCC  
GCC**CGATCGCC**

ATGGCGAGCGACTCCCCAGCTCGCAGCCTGGATGAAATCGATCTCTCCGCCCTGAGGGACCCTGCAGGGA  
TCTTTGAGTTGGTGAACCTGTTCGGAATGGCACGTATGGTCAAGTTTATAAGGGTCGTCATGTCAAAC  
GGCCAGCTTGTGCCATTAAGTTATGGATGTCACAGGGGATGAAGAGGAAGAAATCAAACAAGAAAT  
AACATGTTGAAGAAATTTCTCATCACAGGAACATTGCTACATACTACGGTGCTTTTATCAAAAAGAAC  
CTCCTGGCATGGATGACCAACTCTGGTTGGTTATGGAGTTCTGTGGTGGCTCTGTCACCTGACCTGAT  
CAAGAACACGAAAGGCAACACATTGAAAGAGGAGTGGATTGCATACATCTGCAGGGAGATCTTACGGGGC  
CTGAGTCACTGCACCAGCACAAAGTATTTCGAGATATCAAAGGGCAGAACGCTTGTGGTACTGAAA  
ATGCAGAGGTTAAGCTAGTGGATTTGGAGTGGTGGCCAGCTTGACCGAAGTGGGCGAGGAGAACAC  
GTTTCATCGGGACTCCCTACTGGATGGCACCAGAAGTATTGCCTGTGATGAGAACCCGGATGCCACAT  
GATTTCAAGAGTGACTTGTGGTCTTTGGGAATCACCGCATTGAGATGGCAGAAGGTGCCCCCCCTCT  
GTGACATGCATCCCATGAGAGCCCTCTTCTCATCCACGGAACCTGCACCTCGGCTCAAGTCTAAGAA  
GTGGTCAAAAAAATCCAGTCATTTATCGAGAGCTGCTTGGTAAAGAATCACAGCCAGCGCCAGCCACG  
GAGCAGTTGATGAAGCACCCATTATACAGAGCAACCTAATGAGAGGCAGGTCCGCATCCAGCTGAAGG  
ACCACATTGATCGAACAAAGAAGAAGCGAGGAGAAAAAGATGAGACTGAGTATGAATACAGCGGAAGTGA  
GGAAGAAGAGGAAGAGAATGACTCTGGGAACCCAGCTCCATTCTGAACCTACCAGGGGAGTCAACACTG  
CGAAGGGACTTCTGAGACTGCAGCTGGCAACAAGGAGCGCTCAGAGGCCCTGCGGCGCAACAGCTGG  
AGCAGCAGCAGCGGGAATGAAGAACAAGCGGAGCTACTGGCTGAGCGCCAGAAGCGCATCGAAGA  
GCAGAAGGAGCAAAGCGGAGGCTGGAGGAGCAACAAGGCGAGAAAAAGAGCTTCGAAACAGCAGGAG  
CGGAACAGCGCCGCACTACGAAGAACAGATGCGTCCGGAGGAGGAGAGGCGTCCGAACATGAGC  
AGGAATACATCAGCGCGAGCTAGAAGAAGAGCAAAGGCAGTTAGAGATCTTACAGCAGCAGCTACTGCA  
TGAGCAAGCTCTACTTCTGGAATATAAGCGCAAACAATTGGAAGAACAGAGACAAGCAGAAAGACTGCAG  
AGGCAGCTAAAGCAAGAGCGGGACTATCTGTTTCCCTCCAGCATCAGCGGCGAGGAGCAGAGGCCCTGG



[View online »](#)

AGAAGAAGCCACTGTACCATTACAAGGAGGGCATGAGTCCTAGTGAGAAGCCGGCCTGGGCCAAGGAGGT  
AGAAGAACGCTCAAGACTCAACCGACAGAGTTCACCTGCCATGCCTCACAAGGTTGCCAACAGGATCTCG  
GACCCCAACCTGCCCCCAAGATCAGAGTCTTCAGCATTAGTGGGGTTACGCCTGCAAGGACACCCCAA  
TGCTCAGACCTGTTGACCCCAAGATCCCGCAGCTGGTAGCTGTCAAATCCAGGGACCTGCCTTGACGGC  
CTCCCAGTCAGTACATGAGCAACCCACAAGGGCCTGTCTGGGTTCCAGGAGGCTCTGAATGTGACCTCT  
CACCGGGTCGAGATGCCACGCCAGAACTCGGATCCCACCTCAGAAAACCCCTCTCTCCCACGAGAATTG  
AGAAGTTTGACAGAAGCTCTTGGTTACGACAGGAAGAAGACATTCCACCAAGGTGCCTCAAAGAACAAC  
TTCTATATCCCCAGCACTAGCCAGAAAGAATTCCCTGGCAATGGCAGTGCCTCTGGGCCCAAGACTTGGA  
TCTCAGCCATCAGAGCAAGCAACCCTGATCTGCGCAGGACAGAGCCAGTCTGGAGAGTTCCTGCAGC  
GGACAAGCAGTGGCAGTTCCTCCAGCTCCAGCACTCCAGCTCCAGCCAGCTCCCAAGGAGGCTCTCA  
ACCTGGCTCCCAAGCAGGATCTAGTGAGCGGTCCAGAGTGCAGGCAACAGTAAGTCCGAAGGATCACCC  
GTGCTCCCCATGAGCCTTCCAAGGTGAAACCAGAAGAATCCAGAGACATCACACGGCCAGTCCGCCAG  
CTAGCTATAAGAAAGCTATAGATGAGGATCTGACGGCATTAGCCAAGAATTACGAGAATCCGCATTGA  
AGAAAACAACCGCCCTGAAGAAAGTACTGATTACTCTTCTCCAGCAGGAGTCCGAGAGCAGTGGAG  
GAAGAAGAGGAAGATGGAGAGAGTGAACACATGACGGGACGGTGGCTGTGAGTACATACCCAGACTAA  
TACCCACCGGAGCTCCAGGGAACAATGAGCAGTACAACATGGGGATGGTCCGGGACACATGGGCTGGAAC  
TTCGATGCGGACACCTTTGGCGCAGCATTTCAGAGAAGGAACCTTGATGATCAGAGAGCAGGCTGAA  
GAGAAGAAGCGATCTGGCCACAGTGACAGTAATGGATTCGCCGTGACATCAATCTCCAGACCTTGATC  
AGCAGAGCCATTCGCCAGCTGGAACCTCCACTGAGGGGCTGGGCCGCGTCTCCACTATTCCAGGAGAT  
GGACTCTGGGGCTGAATATGGTATAGGGAGCAGCACCAAGCCTCTTCCACCCCTTCGTGGACCCTCGA  
GTGTACCAGACATCGCCACTGATGAAGATGAAGAGGATGATGAGTCTTCAGTCTGCCCTGTTTACTA  
GCGAATCTTAGGCAAGAACAGGCCAACTCAATGAAGCGAGGAAGATTCAGTGGTAAATGTGAACCC  
AACAAACATTGCGCCCTCATAGTGACACACCGGAAATCAGAAAATACAAGAAACGTTCAATTCAGAAATA  
CTTTGTGACAGCTCTATGGGGTGTGAACCTTCTGGTGGGACTGAAAATGGCCTGATGCTTTTGGACAGAA  
GTGGCCAAGGCAAGTCTACAACCTAATCAACCGAGGGGTTTCAGCAGATGGATGTGCTAGAAGGACT  
AAATGTTCTTGTACGATATCAGGAAAGAAGAACAAGCTCCGTGTGACTATCTCTCATGGTTAAGAAAC  
AGAATCTGCACAATGACCCAGAAGTGGAAAAGAAGCAGGGCTGGATCACTGTGCGGTGACTTGAAGGCT  
GCATCCATTACAAAGTCGTTAAATATGAAAGAATCAAGTTCCTGGTATTGCCTAAAGAATGCAGTAGA  
GATATATGCGTGGGCCCTAACCTTACCATAAGTTCATGGCATTAAAGTCTTTTGCAGATCTTCAGCAT  
AAGCCTCTGCTCGTTGACCTCACAGTAGAAGAAGTCAAAGGTTAAAGGTCATATTTGGCTCACACTG  
GTTTCCATGTAATTGATGTTGATTCTGGAACTCCTACGATATCTATATACCATCCCATATTCAGGGCAA  
TATCACTCCTCATGCTATCGTCATCTTGCCATAAACAGATGGAATGGAGATGCTTGTCTGCTATGAGGAT  
GAAGGGGTGTACGTGAACACCTACGGCCGATCACTAAGGATGTGGTGTCTCAATGGGGAGAAATGCCCA  
CATCTGTGGCCTACATTCATTCCAATCAGATAATGGGCTGGGGCGAGAAAGCTATTGAGATCCGGTCAGT  
GGAAACAGGACATTTGGATGGAGTGTATGCATAAACGAGCTCAAAGGTTAAAGTTTCTATGTGAAGA  
AATGATAAGGTATTTTTGCATCCGTGCGATCTGGAGGAAGTAGCCAAGTGTTTTTTCATGACCCTCAACA  
GAAATTCATGATGAACTGG

ACGCGTACGCGGCCGCTCGAGCAGAACTCATCTCAGAAGAGGATCTGGCAGCAAATGATATCCTGGATT  
ACAAGGATGACGACGATAAGGTTTAA

Protein Sequence:

>MR222144 protein sequence  
 Red=Cloning site Green=Tags(s)

```
MASDSPARSLDEIDL SALRDPAGIFELVELVGNNGTYGQVYKGRHVKTGQLAAIKVMDVTGDEEEEIKQEI
NMLKKYSHHRNIATYYGAFIKKNPPGMDDQLWL VMEFCGAGSVTDLIKNTKGNTLKEEWIAYICREILRG
LSHLHQHKVIHRDIKQNVLL TENAEVKLVDFGVSAQLDRTVGRNRTFIGTPYWMAPEVIACDENPDATY
DFKSDLWSLGITAIEMAEGAPPLCDMHPMRALFLIPRNPAPRLKSKKWSKKFQSFIESCLVKNHSQRPAT
EQLMKHPFIRDQPNERQVRIQLKDHIDRTKKRGEKDETEYEYSGSEEEEEENDSGEPSSILNLPGESTL
RRDFLRQLANKERSEALRRQLEEQQRENEEHKRQLLAERQKRIEEEQKEQRRRLEEQRREKELRKQQE
REQRRHYEEQMRREEERRRAEHEQEYIRRQLEEEQRQLEILQQQLLHEQALLLEYKRQLEEQRQAERLQ
RQLKQERDYL VSLQHQRQEQRPLEKKPL YHYKEGMSPEKPAWAKEVEERSRLNRQSSPAMPHKVANRIS
DPNLPPRESFISISGVQPARTPPMLRPVDPQIPQLVAVKSQGPAL TASQSVHEQPTKGLSGFQEALNVT
SRVEMPRQNSDPTSENPLPTRIEKFDRSSWLRQEEDIPPKVPQRTTSSIPALARKNSPNGSALGPRLG
SQPIRASNPDLRRTEPVLESSLQRTSSGSSSSSTPSSQPSQGGSQPGSQAGSSERSRVRANSKSEGPS
VLPHEPSKVKPEESRDI TRPSRPASYKKAIDEDLTALAKELRELRIEETNRPLKKVTDYSSSSESESE
EEEEEDGESETHDGTVAVSDI PRLIPTGAPGNNEQYNMGMVGTGLETSHADTFGGSISREGTLMIRETAE
EKKRSGHSDSNGFAGHINLPDLVQQSHSPAGTPEGLGRVSTHSQEMDSGAEYIGSSTKASFTPFVDP
RYQTSPTEDEEEDDESSAAALFTSELLRQEAKLNEARKISVVNVNPTNIRPHSDTPEIRKYKRFNSEI
LCAALGWVNLVGTENGLMLLDRSGQGKVVYNI INRRRFQQMDVLEGLNVLVTISGKKNLKVYVLSWLRN
RILHNDPEVEKKQGWITVGDLEGCIHYKVVYERIKFLVIALKNAVEIYAWAPKPYHKFMAFKSFADLQH
KPLLVDLTVEEGQRLKVI FGSHTFHVIDVDSGNSYDIYIPSHIQGNITPHAIIVLPKTDGMEMLVCYED
EGVYVNTYGRITKDVVLQWEMPTSVAYIHSNQIMGWGEKAIEIRSVETGHLDGVMHKRAQRLKFLCER
NDKVFFASVRSRGGSSQVFFMTLNRNSMMNW
```

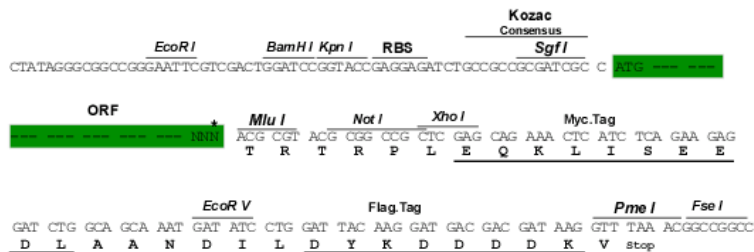
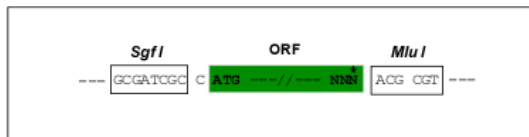
TRTRPLEQKLISEEDLAANDILDYKDDDDKV

Restriction Sites:

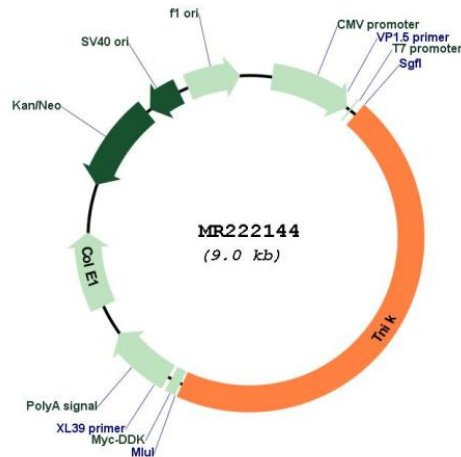
SgfI-MluI

Cloning Scheme:

Cloning sites used for ORF Shuttling:



\* The last codon before the Stop codon of the ORF

**Plasmid Map:**


**ACCN:** NM\_026910

**ORF Size:** 4080 bp

**OTI Disclaimer:** The molecular sequence of this clone aligns with the gene accession number as a point of reference only. However, individual transcript sequences of the same gene can differ through naturally occurring variations (e.g. polymorphisms), each with its own valid existence. This clone is substantially in agreement with the reference, but a complete review of all prevailing variants is recommended prior to use. [More info](#)

**OTI Annotation:** This clone was engineered to express the complete ORF with an expression tag. Expression varies depending on the nature of the gene.

**Components:** The ORF clone is ion-exchange column purified and shipped in a 2D barcoded Matrix tube containing 10ug of transfection-ready, dried plasmid DNA (reconstitute with 100 ul of water).

**Reconstitution Method:**

1. Centrifuge at 5,000xg for 5min.
2. Carefully open the tube and add 100ul of sterile water to dissolve the DNA.
3. Close the tube and incubate for 10 minutes at room temperature.
4. Briefly vortex the tube and then do a quick spin (less than 5000xg) to concentrate the liquid at the bottom.
5. Store the suspended plasmid at -20°C. The DNA is stable for at least one year from date of shipping when stored at -20°C.

**RefSeq:** [NM\\_026910.1](#), [NP\\_081186.1](#)

**RefSeq Size:** 7146 bp

**RefSeq ORF:** 4083 bp

**Locus ID:** 665113

**Cytogenetics:** 3 A3

**MW:** 154.9 kDa

**Gene Summary:**

Serine/threonine kinase that acts as an essential activator of the Wnt signaling pathway. Recruited to promoters of Wnt target genes and required to activate their expression. May act by phosphorylating TCF4/TCF7L2. Appears to act upstream of the JUN N-terminal pathway. May play a role in the response to environmental stress. Part of a signaling complex composed of NEDD4, RAP2A and TNIK which regulates neuronal dendrite extension and arborization during development. More generally, it may play a role in cytoskeletal rearrangements and regulate cell spreading (By similarity).[UniProtKB/Swiss-Prot Function]