

Product datasheet for MR221627

Rims1 (NM_001012624) Mouse Tagged ORF Clone

Product data:

Product Type:	Expression Plasmids
Product Name:	Rims1 (NM_001012624) Mouse Tagged ORF Clone
Tag:	Myc-DDK
Symbol:	Rims1
Synonyms:	C030033M19Rik; mKIAA0340; Rab3ip1; Rim; RIM1; RIM1a; RIM1alpha; Serg1
Vector:	pCMV6-Entry (PS100001)
E. coli Selection:	Kanamycin (25 ug/mL)
Cell Selection:	Neomycin
ORF Nucleotide Sequence:	>MR221627 representing NM_001012624 Red=Cloning site Blue=ORF Green=Tags(s)

TTTTGTAATACGACTCACTATAGGGCGCCGGAATTCGTCGACTGGATCCGGTACCGAGGAGATCTGCC
GCCCGCATCGCC

ATGTCCTCGGCCGTGGGGCCCCGAGTCTCGCCACCCACGGTGCCTCCCCTATGCAAGAAGTCCCCG
ACCTGAGCCACCTGACCGAGGAGGAGGAACATTATCATGGCAGTGATGGACCGCAGAAGGAAGAGGA
GGAAAAAGAAGAGGCCATGCTCAAGTGTGTGTCAGGGACATGGCGAAGCCTGCTGCCTGCAAAACCA
AGAAATGCTGAAAGCCAGCCCCATCAACCACCACTGAACATTTTCAGATGTGTCTGTGCCAGAAAGC
CAAGCAGCGAAGAGGGAGGCCAGACAGAACTGGAGATTGCATCAACAGTTTGAAGCTACAAGGAACA
AGTGAGAAAAATCGGAGAGGAAGCCAGGCGTTACCAGGGCGAGCACAAGATGATGCCCCGACGTGTGGA
ATCTGTGATAAGACAAAGTTTGTGATGGATGTGGCCATCTCTGCTCCTATTGTCGCACCAAGTTCTGTG
CACGCTGTGGAGGCCGAGTGTCTCTGCGATCGAACAATGAGGACAAAGTGGTTATGTGGGTATGCAATTT
ATGTCGAAAGCAACAAGAGATATTAACGAAATCTGGAGCGTGGTCTTCGGAAGTGGTCTCAGCAGCCC
AGTCAAGATGGGACTCTGAGTGACACGGCTACAGGTGCTGGATCTGAGGTGCAAGAGAAAAGAAAGCTC
GGCTCCAAGAGCGATCAAGTCTCAGACGCCCTTGAGTACAGCAGTGTCTCTTCCCAAGCACTGCTTC
CCATGGTGCAACCACTGGACAGGAACAAGGGGCGGAGCCCTCACAGCAAGCCTTGGGTCTGAGCAGAAG
CAGGCATCAAGGTCAAGAAGTGAGCCACCAAGGAAAAGGAAGAAGGCTCCAGGGCTTTCAGAGCAGAATG
GCAAGGGAGGCCAGAAGAGTGAGCGCAAACGTGTCCCAAGTCTGTGGTGAACCCGGGGAGGGACCCG
GGATGAACGGGAGAGGAAGGAGAGGCGGAAAACCCGAGGCTGGAGAAAAGGGCGCTCTCAGGACTACCCG
GACCGGCTCGAGAAACCGGAGGATGGCAGGGTGGCTGAAGACGAAAAGCAGAGGAAGGAGGAGGGCG
TGTCACCGCCGAGTACACGAGCTGCGAGGACGTGGAGCTGGAGAGCGAGAGCGTGAAGCAGAAAGGTGA
CTTGACTACTGGTTGGATCCTGCCACGTGGCATAGCAGGAAAACGTGCCTATTAGTTCGCATCCTGTA
ACGTGGCAGCCATCTAAAGAGGGGACCGATTAATCGGCCGTGTTATTCTTAACAAAAGAACAACCATGC
CCAAAGAATCAGGTGCATTATTGGGTCTCAAGGTGGTTGGAGGAAAATGACGGACTTAGGGCGTCTGG
TGCTTTCATACCAAAGTAAAGAAGGTAGCCTGGCAGATGTTGTGCGACACCTAAGAGCAGGGGATGAA
GTTCTAGAGTGAATGTTAAACCCTGCCGGGAGCAACAACGAAGAAGTTTACAACATTATTTAGAAT



[View online >](#)

CAAAATCAGAACCTCAAGTTGAAATTATTGTTTCAAGGCCTATTGGTGACATCCCCAGGATCCCTGAGAG
 TTCCCACCTCCTCTGGAGTCCAGTTCAAGTTCCTTTGAATCTCAGAAGATGGAAAGGCCTTCCATTTCT
 GTTATTCTCCAACCAGCCCTGGAGCTCTGAAAGATGCCCCACAAGTCTTACCAGGGCAACTCTCAGTGA
 AGCTGTGGTATGATAAGGTGGGGCACCAGCTGATTGTAATGTTCTACAAGCAACAGATCTACCCCTAG
 AGTAGATGGGCGTCCCAGAAATCCCTATGTA AAAATGATTTTCTCCAGATAGAAGCGACAAGAGTAAA
 AGAAGAACCAAAACGGTAAAGAACTTCTAGAGCCAAAATGGAATCAAACATTTGTCTACTCACACGTAC
 ATCGTCGAGATTTTCGAGAGCGAATGTTAGAAATTACTGTGTGGGACCAGCCAAGAGTACAGGACGAGGA
 GAGTGAATTTCTAGGAGAGATCCTCATAGAATTGGAAACAGCACTTTTAGATGATGAGCCCCATTGGTAT
 AAAGTGCAGACACATGATGAATCTTCACTACCTCTGCCTCAGCCATCACCGTTTATGCCAGGCGGCATA
 TCCACGGAGAAAGCTCCAGCAAAAAGCTACAAAGATCTCAGCGAATCAGTGATAGTGACATCTCAGATTA
 TGAGGTTGATGATGGTATTGGCGTAGTGCCTCCAGTGGGTTATAGAGCTAGTGCTAGAGAGAGTAAAGCC
 ACCACGTTAACAGTGCCAGAGCAGCAAAGAACCACACATCACCGCTCACGTTCCGTGTCTCTCATCGCG
 GCGATGATCAGGGAAGGCCTCGTTCACGTTTACCAAATGTGCCATTACAGAGGAGCTTAGATGAAATCCA
 TCCAACACGAAGTCCAGTTCACGTTTCCAAACCGACACCATGATGCCTCCGAAAGCCTGGCCGATCACAGATCA
 CGACATCGGAAAAGTCAATATTCGTGAGAGCCAGACAGTGAAGTCTCTCATGCTGCCAGAGCAAAACGAG
 GACGAAGTGCAGAATGCCTACACATGACCAGTGAAGTGCAGCCCTCTCTTGACAGGGCTAGGAGTGCATG
 TACCAACTGCTTGAGACCAGATACTAGTTTGCATTACCAGAAACGAGAAAGGACGCCACCGACAAGGAAGC
 CCCACCCAGTCACTCCAGCTGACACATCCTTTGGCAGTCGCGCGGAAGACAGCTCCCACAGGTGCCGG
 TCCGAAGCGGCAGTATAGAACAAGCGAGCTTAGTAGTGGAGGAACGAACGAGACAGATGAAAATGAAGGT
 ACACCGATTTAAGCAGACAACAGGGTCTGGGTCTAGTCAAGAACTTGACCACGAGCAATACTCCAAGTAC
 AACATACATAAAGATCAGTACAGAAGCTGTGATAACGCGTCCGCCAAGTCATCAGATAGTGATGTCAGTG
 ATGTGTCCGCCATTTCCAGAGCCAGCAGCACCTCACGCTCAGCAGCACAAGCTTTATGTCAGAGCAGTC
 TGAGCGCCCCAGGGCAGGATCAGTTCAATTTACCCCCAAAATGCAAGGCAGACGGATGGGGACTTCAGGA
 AGAGCCATCATCAAGAGCACAGTGAAGTGGAGAGATATATACTGGAGCACAATGACGCGACCCAGT
 CCGACACGGCCGTGGGTACCGTTGGAGCTGGTGGAAAGAAGCGGAGGTCCAGCCTGAGTGCCAAAGTGGT
 AGCCATTGTGTCTCGAAGAAGCAGAAGCACATCACAGCTCAGCCAGACAGAGTCCGGCCACAAGAAGTTA
 AAAAGCACCATTCAGAGGAGTACGGAACGGGAATGGCGGCTGAAATGCGGAAGATGGTGAAGACAGCCCA
 GCCGGGAGTCCACGGATGGCAGCATCAACAGTTATAGCTCAGAAGGAACTTAATATTTCTGGAGTTCCG
 CGTGGGACCTGACAGTCAAGTTCAGTGATTTCTTGATGGACTGGGGCCAGCCAGCTTGTCGGCCGCCAA
 ACCCTAGCCACCCAGCCATGGGCGATATCCAAATCGGGATGGAGGATAAGAAGGTCAGTTGGAGGTTG
 AGGTTATCAGAGCCCGGAGCCTTACACAAAACCTGGCTCCAAATCTACACCTGTCCCTATGTGAAAGT
 TTATCTTTTGGAAAATGGAGCCTGATTGCCAAAAGAAGACAAGAATTGCACGGAAAACCTCTCGATCCC
 TTGTATCAGCAGTCCCTGGTTTTGATGAAAGTCCACAGGGTAAAGTTCTTACAGGTGATTGTCTGGGGTG
 ACTATGGAAGAATGGACCACAAATGCTTTATGGGTGTGGCTCAAATCTTGTGGAAGAACTTGATCTGTC
 CAGCATGGTGATTGGATGGTATAAATGTTCCCTCCATCTCCCTGGTGGATCCACACTCACTCCCTCG
 ACCCGCCGGGCTTCCAATCATCACTGGAAGTTCGTCTGGGCCTCCCTGCATCCGGTCA

ACGGGCCGCTCGAGCAGAACTCATCTCAGAAGAGGATCTGGCAGCAAATGATATCCTGGA
 TTACAAGGATGACGACGATAAGGTTTAA

Protein Sequence: >MR221627 representing NM_001012624
 Red=Cloning site Green=Tags(s)

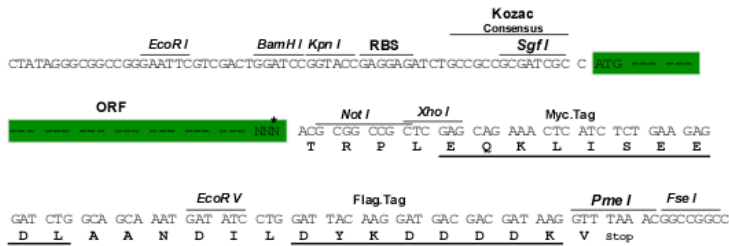
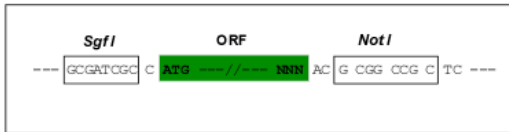
MSSAVGPRGPRPPTVPPPMQELPDL SHL TEEERNIIMAVMDRQKEEEEEKEEAMLCVVVDMAKPAACKTP
 RNAESQPHQPPLNIFRCVVCVPRKPSSEEGPDRNWRLHQQFESYKEQVRKIGEEARRYQGEHKDDAPT
 ICHKTKFADGCGHLCSYCRKFCCARCGGRVSLRSNNEDKVVMMWCNLCKRQOEILTKSGAWFFGSGPQQP
 SQDGTLSDTATGAGSEVPREKKARLQERSRSQTPLSTA AVSSQDTASHGAPLDRNKGAEPSQQALGPEQK
 QASRSRSEPPRERKKAPGLSEQNGKGGQKSERKRVPKSVVQPGEGTADERERKERRETRRLEKGRSQDYP
 DRLEKREDGRVAEDEKQRKEEEGVSTPEYTSCEDEVESESVSEKGDLDYWLDPATWHSRETSPIS SHPV
 TWQPSKEGDRLIGRVILNKRTTMPKESGALLGLKVVGKMTDLGRLGAFITKVKKGLADVVGHLAGDE
 VLEWNGKPLPGATNEEVYNIILESKSEPQVEII VSRPIGDIPRIPESSHPPLESSSSSFESQKMERPSIS
 VISPTSPGALKDAPQVLPQLSVKLWYDKVGHQLIVNVLQATDLPPRVDRPRNPYVKMYFLPDRSDKSK
 RRTKTVKLLLEPKWNQTFVYSHVHRRDFRERMLEITVWDQPRVQDEESEFLGEILIELETALLDDEPHWY
 KLQTHDESSLPLPQPSPFMPRRHIHGESSKKLQRSQRISDSDISDYEVDDGIGVPPVGYRASARESKA
 TTLTVPEQRTTHHRSRVSYPHRGDDQGRPRSRLPNVPLQRSLEIHPTRRSRSPTRHHDASRSLADHRS
 RHAESQYSSEPDSELLMLPRAKGRSAECLHMTSELQPSLDRARSASTNCLRPDTSLSHSRERETHRQGS
 PTQSPPADTSFGSRRGRQLPQVPVRSISIEQASLVVEERTRQMKMKVHRFKQTTGSGSSQELDHEQYSKY
 NIHKDQYRSCDNASAKSSSDSDVSDVSAISRASSTRLSSTSFMSQSERPRGRISSTPKMQGRMGTSG
 RAIKSTSVSGEITYLEHNDGSQSDTAVGTVGAGGKRRSSLSAKVVAIVSRRSRSTSLSQTESGHKKL
 KSTIQRSTETGMAAEMRMVQRPSRESTDGSINSYSSEGNLIFPGVRVGPDSQSFDFLDGLGPAQLVGRQ
 TLATPAMGDIQIGMEDKKQLEVEVIRARSLTQKPGSKSTPAPYVKVYLLENGACIAKKKTRIAKRTLDP
 LYQQLVFDESPQGVKLVQIVWGDYGRMDHKCFMGVAQILLEELDLSMVI GWYKLFPPSSLVDPTLTP
 TRRASQSSLESSSGPPCIRS

TRRLEQKLI SEEDLAANDILDYKDDDDKV

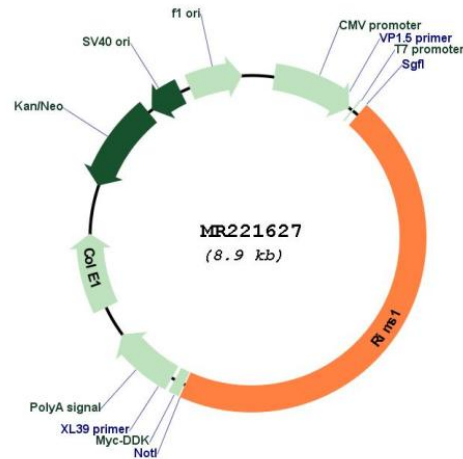
Restriction Sites:
 Cloning Scheme:

Sgfl-NotI

Cloning sites used for ORF Shuttling:



* The last codon before the Stop codon of the ORF

Plasmid Map:


ACCN: NM_001012624

ORF Size: 4050 bp

OTI Disclaimer: The molecular sequence of this clone aligns with the gene accession number as a point of reference only. However, individual transcript sequences of the same gene can differ through naturally occurring variations (e.g. polymorphisms), each with its own valid existence. This clone is substantially in agreement with the reference, but a complete review of all prevailing variants is recommended prior to use. [More info](#)

OTI Annotation: This clone was engineered to express the complete ORF with an expression tag. Expression varies depending on the nature of the gene.

Components: The ORF clone is ion-exchange column purified and shipped in a 2D barcoded Matrix tube containing 10ug of transfection-ready, dried plasmid DNA (reconstitute with 100 ul of water).

Reconstitution Method:

1. Centrifuge at 5,000xg for 5min.
2. Carefully open the tube and add 100ul of sterile water to dissolve the DNA.
3. Close the tube and incubate for 10 minutes at room temperature.
4. Briefly vortex the tube and then do a quick spin (less than 5000xg) to concentrate the liquid at the bottom.
5. Store the suspended plasmid at -20°C. The DNA is stable for at least one year from date of shipping when stored at -20°C.

RefSeq: [NM_001012624.2](#)

RefSeq Size: 4053 bp

RefSeq ORF: 4053 bp

Locus ID: 116837

UniProt ID: [Q99NE5](#)

Cytogenetics: 1 A5

MW: 151.1 kDa

Gene Summary: Rab effector involved in exocytosis (PubMed:11797009). May act as scaffold protein that regulates neurotransmitter release at the active zone. Essential for maintaining normal probability of neurotransmitter release and for regulating release during short-term synaptic plasticity (PubMed:11797009). Plays a role in dendrite formation by melanocytes (By similarity).[UniProtKB/Swiss-Prot Function]