

Product datasheet for MR221125

Adamts16 (NM_172053) Mouse Tagged ORF Clone

Product data:

Product Type:	Expression Plasmids
Product Name:	Adamts16 (NM_172053) Mouse Tagged ORF Clone
Tag:	Myc-DDK
Symbol:	Adamts16
Mammalian Cell Selection:	Neomycin
Vector:	pCMV6-Entry (PS100001)
E. coli Selection:	Kanamycin (25 ug/mL)
ORF Nucleotide Sequence:	>MR221125 representing NM_172053 Red=Cloning site Blue=ORF Green=Tags(s)

TTTTGTAATACGACTCACTATAGGGCGGCCGGGAATTCGTCGACTGGATCCGGTACCGAGGAGATCTGCCGCCCGATCGCC

ATGGAGTCCCAGGTTGTGCTGCGCTCTGGGTGCTGCTGCTGGCGCAGGTCAGTGAGCAGCAGACACCTG
CGTGCGCCCTGGGACTCGCAGCTGCAGCGTCTGGGAGCCCGGAAGACCCGCAGCCTCCCCATTCTCTGG
GTCCAGCTGGCTGAAACCGGTGAGTATGACCTGGTGTCTGCCTATGAAGTAGACCACAGGGGGATTAT
GTATCCCATGACATCATGCACTACCAGCGGAGGCGTCGGAGAAGAGCTGTGACCCAGCCAGGAGGATG
CCCTGCACCTAAGGCTTAAGGGCCCTAGGCATGACCTCCACCTCGACCTCAAAGCTGCCAGCAACTTGAT
GGCTCCTGGATTATGGTGCAAACCTCTGGGGAAGGGAGGCCAAAGTCTGTACAGATGTTTCCACCAGAA
GAGAACTGCTTTTACCAAGGATCCTTAAGTCCCAGGGGAATTCCTCAGTGGCCCTTTCTACCTGCCAAG
GTTTGTTAGGCATGATAAGAACAAAAGACACTGATTACTTCTTGAAGCCACTGCCTCCACACCTAACAA
CAAACCTGAACAGATCTGCACAGGGCGACTCCCCCTCCCATGTTCTGTACAAGAGATCTACAGAGCGCCAG
GCTCCTAGAGAAAACGAAGTCTGATGATCACCAGGAAGCGAGATCTGGCAAGACCACACCTGCACCATG
ACAACCTCCATCTTGGCCCTCACAAAAGCAGCATTTCTGTGGAAGACGCAAGAAATACATGCCTCAGCC
TCCCAACGATGACCTCTACATCTTGCCTGATGAGTACAAGCCTAGTTCGGACACAAGCGCTCGCTCTTG
AAATCCCACAGAAATGAAGAGTTAAATGTGGAGACACTGGTGGTGGTTGACAGAAAGATGATGCAAAGCC
ATGGCCATGAAAACATTACGACTTATGTCTCACCATTCTCAACATGGTGTCTGCCTTATTAAGGATGG
AACAAATGGGGGAAACATCAACATTGTCATTGTGGGACTCATTCTGCTGGAAGATGAACAGCCAGGGCTG
GCGATTAGTCACCATGCAGACCACAGTAAACCAGCTTCTGCCAGTGGCAATCCGGATTGATGGGGAAAAG
ATGGAACCTCGTACGACCACGCCATCTTACTGACTGGTCTGGACATATGTTTCTGGGAAGAATGAGCCCTG
TGACACATTGGGGTTTGACCCATAAGCGGGATGTGCAGTAAAGTACCGCAGCTGCACAGTCAATGAAGAC
TCAGGACTTGGACTGGCCTTACCATTGCCATGAGTCTGGACACAACCTTGGCATGGTCCATGATGGAG
AAGGGAATATGTCAAGAAATCTGAGGGCAACATTATGTCCCCAACACTGGCAGGACGCAATGGTGTCTT
CTCCTGGTCTTCTGCAGCCGTGACTACCTGCACAAGTTCTTAAGCACCGCCCAAGCGATATGTCTTGTCT
GATCAGCCAAAGCCTGTGAAAGAGTATAAGTACCCCGAGAAGCTGCCGGGACAGTTATACGATGCAAATA
CCCAATGCAAGTGGCAGTTTGGAGAGAAAGCAAGCTCTGTATGCTGGACTTCAGAAAGGACATCTGTAA



[View online »](#)

GGCCTTGTGGTGCCATCGGATTGGAAGGAAATGTGAGACCAAGTTCATGCCAGCAGCAGAGGGTACTCTG
TGTGGGCAGGACATGTGGTGTCTGTGGAGGACAGTGTGTCAAGTACGGTGATGAAGGCCAAAGCCCACCC
ATGGCCATTGGTCAGATTGGTCCCCCTGGTCCCCCTGCTCCAGGACCTGTGGGGGAGGAATCTCTCACAG
AGACCGTCTCTGTACCAATCCCAGACCATCTCATGGAGGGAAGTTTTGCCAGGGCTCCACACGCACTCTG
AAGCTTTGCAACAGTCAGAGATGCCCTCTGGACAGTGTGGATTTCCGTGCTGCCAGTGTGCCGAGTATA
ACAGCAAGCGCTTTCGAGGGTGGCTCTACAAGTGAAGCCTTACACCCAGTTGGAAGATCAGGACTTATG
CAAACCTACTGTATCGCAGAAGGATTTGATTTCTTTCTTTTGTCAAATAAAGTGAAGATGGGACT
CCATGCTCGGAGGATAGCCGTAATGTTTTGTATAGATGGGATGTGTGAGAGGGTTGGCTGTGACAATGTCC
TTGGATCAGATGCAACAGAGGACTCCTGTGGGGTCTGCAAGGGGAATAACTCAGACTGTGTACGCATAG
AGGGCTCTACAGTAAGCACCATTCCACCAACCAGTACTACCACATGGTAACCATTCTTCTGGAGCTCGG
AGCATTACATCTACGAAACAAACATCTCTACCTCCTATATTTCTGTGCGCAATTCTCTCAAGAGATATT
ACCTGAATGGACACTGGAGTGTGGACTGGCCTGGGCGATAACAAGTTTTCGGGTGCCACCTTCAACTACAA
ACGGTCTACAAGGAGCCTGAGAATTTAACCTCCCCTGGACCAACCAATGAAACTCTGATTGTGGAGCTT
TTGTTCCAAGGCAGGAACCTGGTGTGGCCTGGGAATTTTCATTGCCAAGGTGAGGGCTAAGAAGACTC
CAGCTGCCAGCCAGCTACTCATGGGCCATCGTACGCTCTGAGTCTCGTCTCCTGTGGAGGGGGCAA
GATGAACCTAAAGCGGGATGCTACAGAGACCTGAAGGTTCCGGTGAATGCATCTTTCTGCAACCCCAAG
ACACGACCTGTACAGGCCTTGTGCCCTGTAAGGTGTACCTTGTCTTCCAGCTGGTCTGTGGGAACT
GGAGCGTGTGCAGCCGGACATGCGGTGGGGGCACCCAGAGCAGGCCCGTGCAGTGCACACGGAGGGCACA
CTACCGTGACGAGTCCATCCCAGCCAGCCTGTGTCCACAGCCCGAGCCCCCATTACCAAGCCTGTAAC
TCTCAGAGCTGCCACCTGCTTGGAGCACTGGGCCCTGGGCGAGTGTCAAGGACCTGTGGGAAGGGGT
GGAGGAAGAGGACAGTGGCCTGCAAAAGCACCAACCCCTCAGCTCGAGCCAGCTGTTGCACGCACTGC
CTGCACTTCAAGCCCAAGCCTCGGACCCACGAAATCTGCCTGCTCAAGCGCTGCCACAAGCACAAGAAG
CTACAGTGGCTGGTATCTGCCTGGTCCCAGTGTCTGTGACATGCCAGGGGGGGACACAACAGAGAGTTC
TCAGGTGTGCTGAGAAGTACATCTCCGGAAAGTATCGAGAGCTGGCCTCGAAGAAATGCTTGCATCTGCC
AAAGCCTGACCTGGAGCTGGAACGCGCCTGCGGCCTGATTCCCTGCCCAAAACACCCTCCGTTTGTGCT
TCAGGCTCCCAAGAGGCAGCTGGTTTGCCTCACCTGGTCTCAGTGCACAGCCAGCTGTGGGGTGGTG
TGCAGAGGAGGACTGTACAGTGCCTGCTTCGGGGACAGCCAGCCTCAGATTGCTTCTGCATGAGAAACC
TGAGACCTCCTCAGCGTGAACACCCATTTCTGCCCATTCAGAGAAGAGAGGCACCTTCTGCAAAGAC
CTCTTCCACTGGTGTACCTGGTACCTCAGCACGGCATGTGTGCCACAGGTTCTACAGCAAGCAGTGT
GCAATACCTGCTCCAAATCCAACCTG

ACGCGTACGCGGCCGCTCGAGCAGAAACTCATCTCAGAAGAGGATCTGGCAGCAAATGATATCCTGGATT
ACAAGGATGACGACGATAAGGTTTAA

Protein Sequence: >MR221125 representing NM_172053
 Red=Cloning site Green=Tags(s)

MESRGAALWVLLLAQVSEQQTPACALGLAAAASGSPEDPQPPPSGSSWLETGEYDLVSAYEVDHRGDY
 VSHDIMHYQRRRRRAVTPQGGDALHLRLKGRPHDLHDLKAASNLMAPGFMVQTLGKGGTKSVQMFPE
 ENCFYQGLRSQGNSSVALSTCQGLLGMIRTKD TDYFLKPLPPHLT SKLNRSAQGDSPSHVLYKRSTERQ
 APRENEVLMITRKRD LARPHLHHDNFHLGPSQKQHF CGRRKKYMPQPPNDDL YILPDEYKPSRHRK SLL
 KSHRNEELNVETLVVVDRKMMQSHGHENITTYVLTILNMVSALFKDGTIGGNINIVIVGLILLEDEQPL
 AISHHADHTLTSFCQWQSGLMGKDGTRHDHAILLTGLDICSWKNEPCDTLGFAPISGMCSKYRSCTVNE
 SGLGLAFTIAHESGHNF GMVHDGEGNMCKSEGNI MSPTLAGRNGVFSWSSCSRQYLHKFLSTAQAICLA
 DQPKPVKEYKYPEKLPQQLYDANTQCKWQFGEKAKLCMLDFRKDICKALWCHRIGRK CETKFM PAAEGTL
 CGQDMWCRGGQC VKYGDGPKPTHGHSWSPWSPCSRTCGGGI SHRDLCTNPRPSHGKFCQGSTRTL
 KLCNSQRCLDSVDFRAAQCAEYNSKRFRGWL YKWKPYTQLEDQDLCKL YCIAEGFDFFFSL SNKVKDGT
 PCSEDSRNVCIDGMCERVGC DNVLGSDATEDSCGVCKGNNSDCVTHRGL YSKHHS TNQYYHMVTIPSGAR
 SIHIYETNISTSYISVRNSL KRYYLNGHWSVDWPGRYKFSGATFN YKRSYKEPENL TSPGPTNETLIVEL
 LFQGRNPGVAWEFSL PRSGAKKTPAAQPSY SWAIVRSECSVSCGGGMNSKAGCYRDLKVPVNASFCNPK
 TRPVTGLVPCKVSPCSSWSVGNWSVCSRTCGGGTQSRPVRCTRRAHYRDESIPASLCPQPEPIHQACN
 SQSCPPAWSTGPWAECSRTCGKGRKRTVACKSTNPSARAQLLHDTACTSEPKPRTHEICLLKRCHKHKK
 LQWLVSAWSQCSVTCQGGTQQRVLRCAEKYISGKYRELASKKCLHLPKPDLELERACGLIPC PKHPFDA
 SGPSPRGSWFASPWSQCTASCGGGVQRRTVQCLLRGQPASDCFLHEKPETSSACNTHFCPIAEKRGTFCKD
 LFHWCYLVPQHGMCGHRFYSKQCNCNTCSKSNL

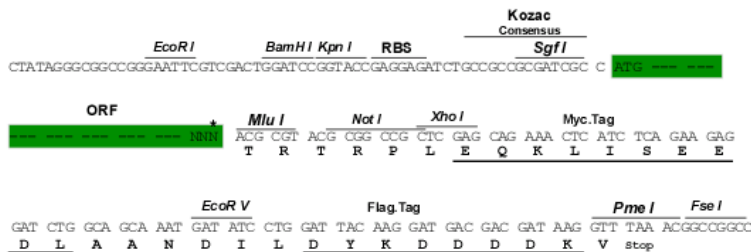
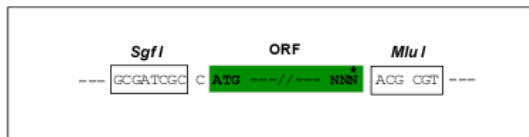
TRTRPLEQKLISEEDLAANDILDYKDDDDKV

Chromatograms: https://cdn.origene.com/chromatograms/ja1997_a07.zip

Restriction Sites: Sgfl-MluI

Cloning Scheme:

Cloning sites used for ORF Shuttling:



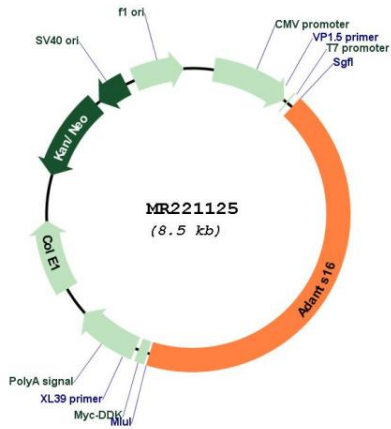
* The last codon before the Stop codon of the ORF

ACCN: NM_172053

ORF Size: 3666 bp

OTI Disclaimer:	<p>Due to the inherent nature of this plasmid, standard methods to replicate additional amounts of DNA in E. coli are highly likely to result in mutations and/or rearrangements. Therefore, OriGene does not guarantee the capability to replicate this plasmid DNA. Additional amounts of DNA can be purchased from OriGene with batch-specific, full-sequence verification at a reduced cost. Please contact our customer care team at custsupport@origene.com or by calling 301.340.3188 option 3 for pricing and delivery.</p> <p>The molecular sequence of this clone aligns with the gene accession number as a point of reference only. However, individual transcript sequences of the same gene can differ through naturally occurring variations (e.g. polymorphisms), each with its own valid existence. This clone is substantially in agreement with the reference, but a complete review of all prevailing variants is recommended prior to use. More info</p>
OTI Annotation:	This clone was engineered to express the complete ORF with an expression tag. Expression varies depending on the nature of the gene.
Components:	The ORF clone is ion-exchange column purified and shipped in a 2D barcoded Matrix tube containing 10ug of transfection-ready, dried plasmid DNA (reconstitute with 100 ul of water).
Reconstitution Method:	<ol style="list-style-type: none"> 1. Centrifuge at 5,000xg for 5min. 2. Carefully open the tube and add 100ul of sterile water to dissolve the DNA. 3. Close the tube and incubate for 10 minutes at room temperature. 4. Briefly vortex the tube and then do a quick spin (less than 5000xg) to concentrate the liquid at the bottom. 5. Store the suspended plasmid at -20°C. The DNA is stable for at least one year from date of shipping when stored at -20°C.
RefSeq:	NM_172053.3
RefSeq Size:	4986 bp
RefSeq ORF:	3669 bp
Locus ID:	271127
UniProt ID:	Q69Z28
Cytogenetics:	13 35.97 cM
MW:	136.7 kDa
Gene Summary:	<p>This gene encodes a member of "a disintegrin and metalloproteinase with thrombospondin motifs" (ADAMTS) family of multi-domain matrix-associated metalloendopeptidases that have diverse roles in tissue morphogenesis and pathophysiological remodeling, in inflammation and in vascular biology. This gene is co-expressed with the Wilms tumor protein, Wt1, in the developing glomeruli of embryonic kidneys. The encoded preproprotein undergoes proteolytic processing to generate an active enzyme. [provided by RefSeq, Jul 2016]</p>

Product images:



Circular map for MR221125