

## Product datasheet for MR220747

### Clec2i (NM\_020257) Mouse Tagged ORF Clone

#### Product data:

Product Type:	Expression Plasmids
Product Name:	Clec2i (NM_020257) Mouse Tagged ORF Clone
Tag:	Myc-DDK
Symbol:	Clec2i
Synonyms:	Clr-g; Clrg; Dcl1; LCL-1; OCILrP2
Mammalian Cell Selection:	Neomycin
Vector:	pCMV6-Entry (PS100001)
E. coli Selection:	Kanamycin (25 ug/mL)
ORF Nucleotide Sequence:	>MR220747 ORF sequence Red=Cloning site Blue=ORF Green=Tags(s)

TTTTGTAATACGACTCACTATAGGGCGCCGGGAATTCGTCGACTGGATCCGGTACCGAGGAGATCTGCC  
GCC**CGATCGCC**

ATGCCAGATTGCTTGGAGACAGGAGAAAACTGTTGTACATAACATGAATGCCAGTGTGTACAGAAGC  
CAGAAGAGGGCAATGGACCCCTTGAAGTGGAGGTAATTTGTCCAAGGAAAATGTTTCAGAATCATCTC  
CACTGTGTCTCCTGTTAACTTTACTGCTGCTATGGAGTGATCATGGTCCTCACTGTAGCTGTAATTGCT  
CTTTCTGTTGCTTTGTCAACAAAAAGACAGAACAGATCATAATCAACAAGACCTATGCTGCTTGCTCAA  
AAAAGTGGACTGGAGTTGGAAATAAATGTTTTATTTTTCTGGATACCCACGTAAGTGGACATTTGCCCA  
GGCCTTCTGCATGGCACAAGAGGCCCACTAGCTCGGTTTGACAACGAGGAGGAGCTGATTTTCTAAAG  
AGATTCAGGGGGATTTTGATTGCTGGATTGGCCTGCACAGAGAGTCGTCAGAGCACCCCTTGAAGTGGAA  
CAACAACACTGAGTATAACAACATGAATCCCATCCTAGGAGTGGGAAGATATGCCTACCTGAGCAGCGA  
TAGGATCAGCAGTTTCGAGGAGCTATATAAATCGGATGTGGATCTGTAGCAAGCTCAACAACATAACCTC  
CATTGCCAAACTCCTCCTGTC

**ACGCGT**ACGCGGGCGCTCGAGCAGAACTCATCTCAGAAGAGGATCTGGCAGCAAATGATATCCTGGATT  
ACAAGGATGACGACGATAAGGTTTAA



[View online »](#)

**Protein Sequence:** >MR220747 protein sequence  
Red=Cloning site Green=Tags(s)

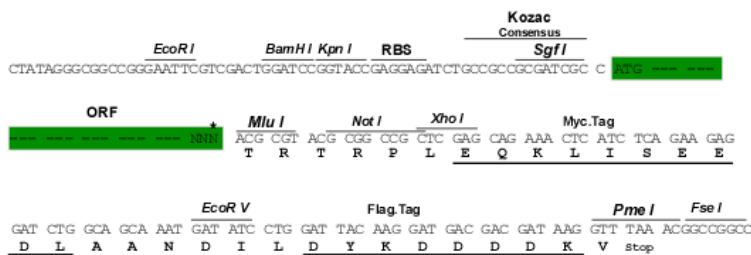
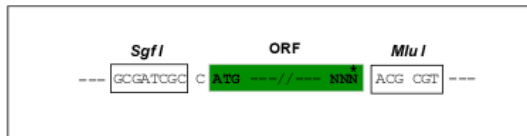
MPDCLETGEKLFVHMNAQCQVQKPEEGNGPLGTGGKIVQKCFRIISTVSPVKLYCCYGVIMVLTVAVIALSVALSTKKTEQIIINKTYAACSKNWTGVGNKCFYFSGYPRNWFQAQAFMAQEAQLARFDNEEELIFLKRFKGDFDCWIGLHRESSEHPWKWTNNTENYNNMNPILGVGRYAYLSSDRISRSRYINRMWICSKLNNYNLHCQTPPV

TRTRPLEQKLISEEDLAANDILDYKDDDDKV

**Restriction Sites:** SgfI-MluI

**Cloning Scheme:**

Cloning sites used for ORF Shuttling:



**ACCN:** NM\_020257

**ORF Size:** 654 bp

**OTI Disclaimer:** The molecular sequence of this clone aligns with the gene accession number as a point of reference only. However, individual transcript sequences of the same gene can differ through naturally occurring variations (e.g. polymorphisms), each with its own valid existence. This clone is substantially in agreement with the reference, but a complete review of all prevailing variants is recommended prior to use. [More info](#)

**OTI Annotation:** This clone was engineered to express the complete ORF with an expression tag. Expression varies depending on the nature of the gene.

**Components:** The ORF clone is ion-exchange column purified and shipped in a 2D barcoded Matrix tube containing 10ug of transfection-ready, dried plasmid DNA (reconstitute with 100 ul of water).

**Reconstitution Method:**

1. Centrifuge at 5,000xg for 5min.
2. Carefully open the tube and add 100ul of sterile water to dissolve the DNA.
3. Close the tube and incubate for 10 minutes at room temperature.
4. Briefly vortex the tube and then do a quick spin (less than 5000xg) to concentrate the liquid at the bottom.
5. Store the suspended plasmid at -20°C. The DNA is stable for at least one year from date of shipping when stored at -20°C.

**RefSeq:** [NM\\_020257.2](#), [NP\\_064653.1](#)

**RefSeq Size:** 2319 bp

**RefSeq ORF:** 654 bp

**Locus ID:** 93675

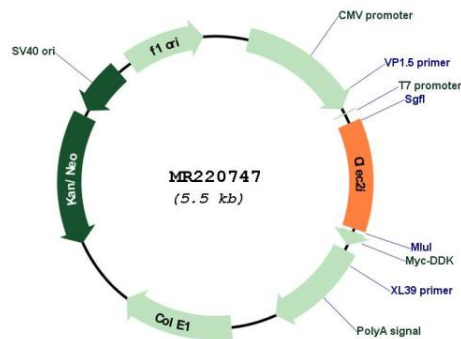
**UniProt ID:** [Q9WVF9](#)

**Cytogenetics:** 6 F3

**MW:** 24.7 kDa

**Gene Summary:** Inhibits osteoclast formation. Receptor for KLRB1F. Enhances T-cell activation. Plays a role in splenocyte activation, T-cell responses and IL-2 production.[UniProtKB/Swiss-Prot Function]

### Product images:



Circular map for MR220747