

Product datasheet for **MR220159**

Eps8l1 (NM_026146) Mouse Tagged ORF Clone

Product data:

Product Type:	Expression Plasmids
Product Name:	Eps8l1 (NM_026146) Mouse Tagged ORF Clone
Tag:	Myc-DDK
Symbol:	Eps8l1
Synonyms:	2310051G19Rik; 4632407K17Rik; AW060268; DRC3; EPS8R1
Mammalian Cell Selection:	Neomycin
Vector:	pCMV6-Entry (PS100001)
E. coli Selection:	Kanamycin (25 ug/mL)



[View online »](#)

ORF Nucleotide Sequence:

>MR220159 representing NM_026146
 Red=Cloning site Blue=ORF Green=Tags(s)

TTTTGTAATACGACTCACTATAGGGCGGCCGGAATTCGTCGACTGGATCCGGTACCGAGGAGATCTGCC
 GCC**GCGATCGCC**

ATGAGCACCACCACAGGGCCTGAAGCTGCACCCAAACCAAGTGCAAAGTCTATCTATGAACAGAGAAAAC
 GTTACTCCACCGTGGTTATGGCTGACGTGTCCAGTATCATGTCAATCACCTGGTCACCTTCTGCTTGGG
 GGAAGAAGATGGCGTGCACACTGTGGAAGATGCTTCCAGAAAGCTGGCAGTCATGGACAGCCAGGGGCGT
 GTCTGGGCACAGGAGATGCTACTGAGAGTGTACCTAGTCAAGTCACTCTGCTTGTATCCAGTCTCCAAGG
 AAGAACTAGAGTCATATCCTCTCGATGCCATCGTACGCTGCGACGCGGTGATGCCCGAGGACGGAGCCG
 TTCATTGTGCTCCTGGTGTGCCAGGAGCCAGAGCGTGCACAGCCGGATGTTCAATTTCTCCAGGGCCTG
 CTCCTCGGAGCGGAGTGTCCGTGAGGACATCCAAGGGGCTCTGCAGAACTACCGCTCCGGACGTGGAG
 AACGCAGGGCAGCAGCGCTCAGGGCGACGAGGAGAGTGCACGCGGGCCTCTCCAGCAGCGGAGAC
 CCCGCCCTTACAGCGTCGCCCGTGTCCGCTGGTGTCAACACCGTGAACCATCCGAGTCCGCGGG
 CGACCCCAAGTGGAGTCAATCCAGAGACTGAGGAAGCAAGGAAACCCGACCAAGCTCGCAGACTAGCA
 GTGCTGACCCCTACCTCCCAGACTTGGGCCAAGAGGACCTGAGCTGGCGGGTCTGCAGGCAGAGCGGGA
 TGTGGATATTCTGAACCAGTGTGGTGTGACGACGTGGAGAGTGGTGTATCCAGACTGCAAAAATCAGCAGAG
 GCTACCCGGGTTTTGGAGCACCAGCAGAGAGGCCCGCAGGACACGACGCCGAGCTGCGGGAGAGGGTCTGC
 TGACACTGAGGGCCAAGCCACCCACTGAGGCTGAGTACACCGACGTGCTTCAAGAAATCAAAATACGCTT
 CAGTCTGCTGGCCGGTGTGCGAGGCAACATCGCCAACCCCTCCTCTCCAGAGCTGTTGCACTTTCTGTTT
 GGACCTCTGCAGATGATTGTGAACACTTCAGGCGGCCCTGAGTTCGCGAAGAGTGTGCGACGACCCGATT
 TGACGTTGGAGGCTGTGACTCTGCTCCGCGACAATGTCACTCCTGGTGAAGTGAAGTATGACCTGAGCCT
 GGGAGACTCCTGGACTGCCAGGGGTGGAGTGCACCCCGAAGAAGGGTCTCCATACAGTCCGGAATTC
 TACAATGGCTGGGAGCCTCCGGCCACTGATCCACAGGGCCGCCCTGGGAGGACCAAGTGAAGAAACAGC
 TACAACACGAGAAGCGCGCAGGCAGCAAGCGCCCCAGGTCGCGGTCAATGGTCAAGATCCAGA
 ACTGGAAGTGTGAGTCCCAGCTAGAAGAGAAAGCCAGAAATGGGTTCTGTGTAATTATGACTTCCAGGCC
 CGAAATGGCAGCGAGCTATCTGTCAAGCACCGAGATGTGTTGGAGGTCTGGATGACAGGCGCAATGGT
 GGAAGGTTCCGGACCATCAGGGACAAGAGGGCTATGTACCCTATAATATCCTGACACCCACCTGGACC
 TCAGGTGCACCGCAGCCAAAGCCCGCAAGACACCTAGAGACTAGCACACCTCCTCCCCACCTGCCCA
 GCTCCAGCCCAACTCAGGTGCGGCCCCAGTGGGACAGTTGCGACAGTCTAACAGTTTGGATCCCAGCG
 AGAAGGAGAAATTCCTCCAGATGCTTTGTGTCAATGAGGAGCTGCAGTCGCGCCTGGCGCAGGGCCGTTT
 GGGTCCCAGCCGGTAACCCCGGGGCCCGAGCCCAAGAGCCCAAGCTCAGCCCGCGCTCTGAGGCTCG
 GTGGTCCGTGCCTGGCTGCAGACCAAGGGCTTTAGCTCCGGGACTGTGGAGGCGCTCGGTGTGTGACCG
 GCGCACAGCTCTTCTCGCTGCAAAAGGAAGAGTTGCGGGCGGTGTGCCCGAGGAAGGGGCGCGAGTGT
 CAGCCAAGTCACTGTGCAGCGCGCGTGTGGAGGACAGAGAAAAAGTATCAGAGCTGGAGGCCGTGATG
 GAGAAGCAAAAGAAAAAAGTGAAGGCGAGACCAAAACAGAAATCATT

ACGCGTACGCGGCCGCTCGAGCAGAACTCATCTCAGAAGAGGATCTGGCAGCAAATGATATCCTGGATT
 ACAAGGATGACGACGATAAGGTTTAA

Protein Sequence: >MR220159 representing NM_026146
 Red=Cloning site Green=Tags(s)

MSTTTGPEAAPKPSAKSIYEQRKRYSTVVMADVSYQYHVNHLVTFCLGEEDGVHTVEDASRKLAVMDSQGR
 VWAQEMLLRVSPSQVTLTLDPVSKEELESYPLDAIVRCDAVMPGRGRSRLLLLVCQEPERAQPDVHFFOGL
 LLGAELIREDIQGALQNYRSRGERRAALRATQEELRRGASPAETPPLQRRPSVRLVINTVEPSAVRG
 RPQVESIPETEEARKPDQARTTSSADPTSPDLGPRGPELAGLQAERDVIDLNHVFDDVESFVSRLQKSAE
 ATRVLEHRERGRRTRRRAAGEGLLTLRAKPPTEAEYTDVLQKIKYAFSLARLRGNIANPSSPELLHFLF
 GPLQMIVNTSGGPEFAKSVRRPHLTLEAVTLLRDNVTPGENELWTSLGDSWTCPGVELPPEEGSPYSPEF
 YNGWEPPATDPQGRPWEDPVEKQLQHEKRRRQQSAPQVAVNGQQDPELETESQLEEKARKWVLCNYDFQA
 RNSSELSVKHRDVLVLDLDRRWWKVRDHQGGQEGYVPYINILTPHPGPVHRSQSPARHLETSTPPPPPAP
 APAPTQVRPQWDSCLNSLDPSEKEKFSQMLCVNEELQSRLAQGRSGPSRVTPGPRAQEPQLSPRSEAS
 VVRAWLQTKGFSSTVEALGVL TGAQLFSLQKEELRAVCPPEGARVYSQVTVQRALLEDRKVSLEAVM
 EKQKKKVEGETKTEVI

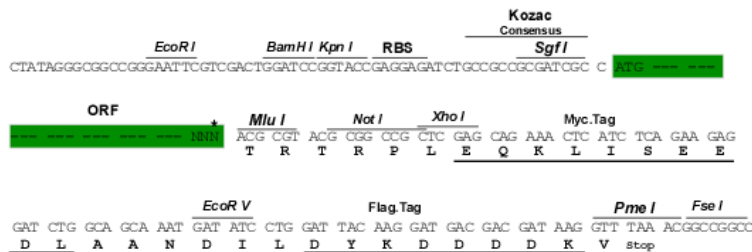
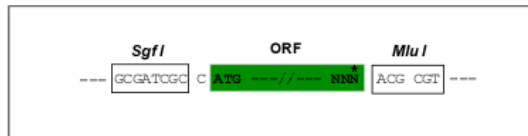
TRTRPLEQKLISEEDLAANDILDYKDDDDKV

Chromatograms: https://cdn.origene.com/chromatograms/mm9102_b07.zip

Restriction Sites: SgfI-MluI

Cloning Scheme:

Cloning sites used for ORF Shuttling:



* The last codon before the Stop codon of the ORF

ACCN: NM_026146

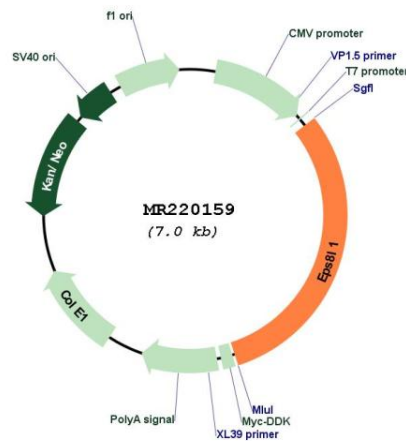
ORF Size: 2148 bp

OTI Disclaimer: The molecular sequence of this clone aligns with the gene accession number as a point of reference only. However, individual transcript sequences of the same gene can differ through naturally occurring variations (e.g. polymorphisms), each with its own valid existence. This clone is substantially in agreement with the reference, but a complete review of all prevailing variants is recommended prior to use. [More info](#)

OTI Annotation: This clone was engineered to express the complete ORF with an expression tag. Expression varies depending on the nature of the gene.

Components:	The ORF clone is ion-exchange column purified and shipped in a 2D barcoded Matrix tube containing 10ug of transfection-ready, dried plasmid DNA (reconstitute with 100 ul of water).
Reconstitution Method:	<ol style="list-style-type: none"> 1. Centrifuge at 5,000xg for 5min. 2. Carefully open the tube and add 100ul of sterile water to dissolve the DNA. 3. Close the tube and incubate for 10 minutes at room temperature. 4. Briefly vortex the tube and then do a quick spin (less than 5000xg) to concentrate the liquid at the bottom. 5. Store the suspended plasmid at -20°C. The DNA is stable for at least one year from date of shipping when stored at -20°C.
RefSeq:	<u>NM_026146.4, NP_080422.1</u>
RefSeq Size:	3774 bp
RefSeq ORF:	2151 bp
Locus ID:	67425
UniProt ID:	<u>Q8R5F8</u>
Cytogenetics:	7 A1
MW:	80 kDa
Gene Summary:	Stimulates guanine exchange activity of SOS1. May play a role in membrane ruffling and remodeling of the actin cytoskeleton (By similarity).[UniProtKB/Swiss-Prot Function]

Product images:



Circular map for MR220159