

Product datasheet for **MR218937**

Puf60 (NM_133691) Mouse Tagged ORF Clone

Product data:

Product Type:	Expression Plasmids
Product Name:	Puf60 (NM_133691) Mouse Tagged ORF Clone
Tag:	Myc-DDK
Symbol:	Puf60
Synonyms:	2410104I19Rik; 2810454F19Rik; SIAHBP1
Vector:	pCMV6-Entry (PS100001)
E. coli Selection:	Kanamycin (25 ug/mL)
Cell Selection:	Neomycin



[View online »](#)

ORF Nucleotide Sequence:

>MR218937 representing NM_133691
 Red=Cloning site Blue=ORF Green=Tags(s)

TTTTGTAATACGACTCACTATAGGGCGGCCGGGAATTCGTCGACTGGATCCGGTACCGAGGAGATCTGCC
 GCC**GCGATCGCC**

ATGGCGACGGCGACTATAGCTCTCCAGGTCAATGGCCAACAAGGAGGAGGGTTCGGAGCCAGCAGCAGCGG
 CTGCAGCGCGCGCGGCGCAGTGGTGGCAGCAGGAGACAAATGGAAACCTCCACAGGGCAGAGAATCCAT
 CAAGATGGAAAATGGACAAAGCACAGGCACCAAGCTGGGGCTGCCTCCCTGACGCCGAGCAGCAGGAG
 GCCCTCCAGAAGGCCAAGAAATATGCAATGGAGCAGAGCATCAAGAGTGTGCTGGTAAACAGACCATCG
 CGCACCAGCAGCAGCAGCTCACCAACCTGCAGATGGCAGCTCAACGGCAGCGGGCACTGGCTATCATGTG
 CCGGGTCTATGTGGGCTCCATCTACTATGAGCTGGGAGAAGACTATTCGCCAGGCCTTTGCTCCCTTT
 GGCCCCATCAAGAGCATTGATATGCTCTGGGACTCCGTTACCATGAAGCATAAGGGCTTTGCCTTCGTGG
 AGTACGAGGTCCCAGAAGCTGCGCAGCTCGCTTTGGAGCAGATGAACTCTGTGATGCTTGGGGCCAGGAA
 CATCAAGGTGGGAAGACCCAGCAACATTGGACAAGCCCAACCCATCATAGATCAGCTGGCTGAGGAAGCT
 AGGGCTTTCAACCGAATATATGTGGCCTCTGTACATCAAGACCTGTCTGATGATGACATCAAGAGTGTAT
 TTGAAGCCTTTGGCAAGATCAAGTCTTGTACGCTGGCCCGGGACCCACAACCTGGCAAGCACAAGGGCTA
 TGGTTTTATCGAATATGAGAAGGCCAGTCTGCCAGGATGCTGTGCTCCTCCATGAACCTCTTTGATCTG
 GGTGGCCAGTACTTGAGGGTGGGCAAGGCCGTACACCCCCCATGCCCTGCTAACACCTGCCACGCCTG
 GAGGTCTCCCGCTGCTGCTGTGTGGCCGAGCTGCAGCCACGGCCAAGATTACAGCTCAGGAAGCAGT
 GGCTGGAGCAGCAGTGTGGTACTTTAGCCACACCAGGACTAGTGTCCCAGCACTGACACTGGCCAG
 CCCTTAGGGGCCATCCCAAGGCTGTATGGCTGCCAGGCCCTGGAGTCATCACAGGTGTGACACCCAG
 CCCGCCCTCCTATTCCGGTACCATCCCCTCTGTGGGAGTGTGAAACCCATTCTCGCCAGCCGCCCAAC
 GTTGGGTCTGTTGGAGCCCAAGAAGGAGAAGGAAGAGGAGGAGCTGTTTCCTGAGTCAGAACCGCCAGAG
 ATGTTGAGTGAGCAGGAGCAGATGAGCATCTCGGGCAGCAGTGTGCTGCCCATGGTCATGCAAAAAGCTAC
 TCAGAAAAAGGAGTCTACAGTATGGTCTCCGAAACATGGTGGACCCCAAGGACATCGATGACGACCT
 GGAGGGAGAGGTGACAGAGGAGTGTGGCAAATTTGGTGTGTGAACCGGGTATTATCTATCAAGAAAAA
 CAGGGCGAAGAGGAAGATGCAGAAATCATCGTCAAGATTTTGTGGAATTCTCCATGGCCTCAGAGACTC
 ACAAGGCCATCCAGGCCCTCAATGGGCGCTGGTTTGGTGGTCGCAAGGTGGTGGCTGAAGTGTATGACCA
 GGAGCGTTTTGATAACAGCGACCTCTCCGCG

ACGCGTACGCGGCCGCTCGAGCAGAAACTCATCTCAGAAGAGGATCTGGCAGCAAATGATATCCTGGATT
 ACAAGGATGACGACGATAAGGTTTAA

Protein Sequence:

>MR218937 representing NM_133691
 Red=Cloning site Green=Tags(s)

MATATIALQVNGQQGGGSEPAAAAAAAAAAVVAAGDKWKPPQGTESIKMENQSTGTKLGLPPLTPEQQE
 ALQKAKKYAMEQSIKSVLVKQTI AHQQQLTNLQMAAQRQRALAIMCRVYVGSIIYELGEDTIRQAFAPF
 GPIKSIDMSWDSVTMKHKGFVFEYEVPEAAQLALEQMNSVMLGGRNIKVGRPSNIGQAQPIIDQLAEEA
 RAFNRIYVASVHQDLSDDDIKSVFEAFGKIKSCTLARDPTTGKHKGYGFI EYEKQSSQDAVSSMNLFDL
 GGQYLRVGKAVTPPMLLTPATPGGLPPAAVAAAAATAKITAQEAVAGAAVLGTLATPGLVSPALTLAQ
 PLGALPQAVMAAQAPGVITGVTPARPPIPVTIPSVGVVNPILASPPTLGLLEPKKEKEEEELFPESERPE
 MLSEQEHMSISGSSARHMVMQKLLRKQESTVMVLRNMVDPKIDDDLEGEVTEECGKFGAVNRVYIYQEK
 QGEEEDAIEIVKIFVEFSMAETHKAIQALNGRWFGRKVVAAEVYDQERFDNSDLA

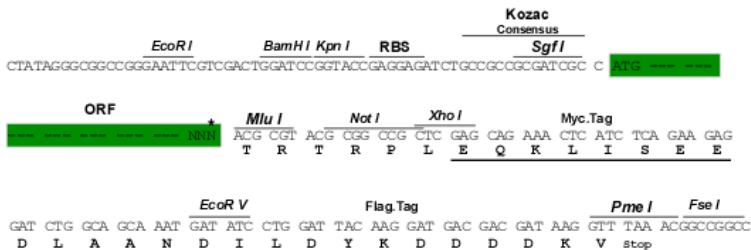
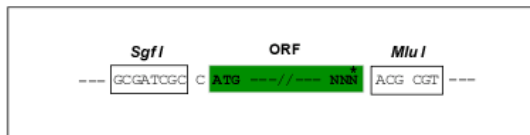
TRTRPLEQKLISEEDLAANDILDYKDDDDKV

Restriction Sites:

Sgfl-MluI

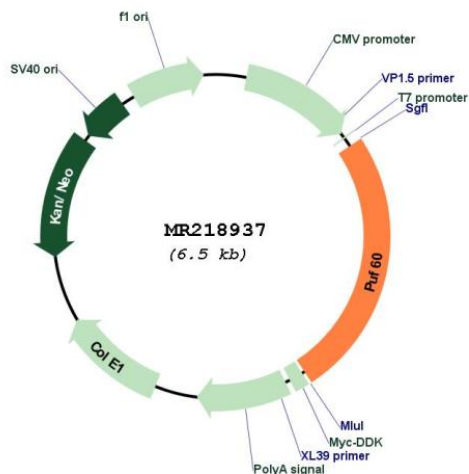
Cloning Scheme:

Cloning sites used for ORF Shuttling:



* The last codon before the Stop codon of the ORF

Plasmid Map:



ACCN:	NM_133691
ORF Size:	1641 bp
OTI Disclaimer:	The molecular sequence of this clone aligns with the gene accession number as a point of reference only. However, individual transcript sequences of the same gene can differ through naturally occurring variations (e.g. polymorphisms), each with its own valid existence. This clone is substantially in agreement with the reference, but a complete review of all prevailing variants is recommended prior to use. More info
OTI Annotation:	This clone was engineered to express the complete ORF with an expression tag. Expression varies depending on the nature of the gene.
Components:	The ORF clone is ion-exchange column purified and shipped in a 2D barcoded Matrix tube containing 10ug of transfection-ready, dried plasmid DNA (reconstitute with 100 ul of water).
Reconstitution Method:	<ol style="list-style-type: none">1. Centrifuge at 5,000xg for 5min.2. Carefully open the tube and add 100ul of sterile water to dissolve the DNA.3. Close the tube and incubate for 10 minutes at room temperature.4. Briefly vortex the tube and then do a quick spin (less than 5000xg) to concentrate the liquid at the bottom.5. Store the suspended plasmid at -20°C. The DNA is stable for at least one year from date of shipping when stored at -20°C.
RefSeq:	NM_133691.5 , NP_598452.2
RefSeq Size:	1878 bp
RefSeq ORF:	1644 bp
Locus ID:	67959
UniProt ID:	Q3UEB3
Cytogenetics:	15 D3
MW:	59 kDa
Gene Summary:	DNA- and RNA-binding protein, involved in several nuclear processes such as pre-mRNA splicing, apoptosis and transcription regulation. In association with FUBP1 regulates MYC transcription at the P2 promoter through the core-TFIID basal transcription factor. Acts as a transcriptional repressor through the core-TFIID basal transcription factor. Represses FUBP1-induced transcriptional activation but not basal transcription. Decreases ERCC3 helicase activity. Is also involved in pre-mRNA splicing. Promotes splicing of an intron with weak 3'-splice site and pyrimidine tract in a cooperative manner with U2AF2. Involved in apoptosis induction when overexpressed in HeLa cells. Modulates alternative splicing of several mRNAs. Binds to relaxed DNA of active promoter regions. Binds to the pyrimidine tract and 3'-splice site regions of pre-mRNA; binding is enhanced in presence of U2AF2. Binds to Y5 RNA in association with TROVE2. Binds to poly(U) RNA (By similarity).[UniProtKB/Swiss-Prot Function]