

Product datasheet for MR218747

Apc2 (NM_011789) Mouse Tagged ORF Clone

Product data:

Product Type: Expression Plasmids
Product Name: Apc2 (NM_011789) Mouse Tagged ORF Clone
Tag: Myc-DDK
Symbol: Apc2
Synonyms: A1852447; APCL; R75424
Mammalian Cell Selection: Neomycin
Vector: pCMV6-Entry (PS100001)
E. coli Selection: Kanamycin (25 ug/mL)
ORF Nucleotide Sequence: >MR218747 representing NM_011789
 Red=Cloning site Blue=ORF Green=Tags(s)

TTTTGTAATACGACTCACTATAGGGCGGCCGGAATTCGTCGACTGGATCCGGTACCGAGGAGATCTGCC
 GCCCGCATCGCC

ATGACCAGCTCCATGGCCTCATATGAGCAGCTGGTGCAGGTGGAGGCCCTGAAGGCCGAGAACA
 ACTTAAAGCAGGAGCTGAGGGATAACTCTAGCCATCTCTCAAGCTTGAGACAGAGACTTCTGGAATGAA
 GGAGGTCTGAAACACCTCCAGGGCAAGCTGGAGCAGGAGGCGAGAGTGTCTGTCTTCCGGGCAGACA
 GAAGTGTAGAGCAACTGAAAGCTTTCAGACTGACATCAGTAGCCTGTACAACCTCAAGTTTCATGCTC
 CAGCCCTGGGCCCGGAGCCTGCCGCCGACTCCAGAGGAAGCCAGTGCACGGCTCTGGACCATCCAA
 GGACAGCTTTGGAGAGCTGAGCCGGGCCACCATCCGCCTGCTGGAAGAAGTGGACCAGGAGAGATGCTTC
 CTGCTGAGCGAGATAGAGAAAGAGGAGAAGGAGAAGCTATGGTATTACTCTCAGCTCCAGGGCCTGTCCA
 AGCGCTTGGATGAGCTGCCGCACGTGGACACGTTTTTCGATGCAGATGGATCTGATTCGGCAGCAGCTGGA
 GTTCGAGGCCAGCACATCCGCTCGCTGATGGAGGAGCGCTTCGGTACCTCCGACGAGATGGTGCAGCGG
 GCGCAGATCCGGGCTTCGCGCTTGGAGCAGATTGACAAGGAGCTGTTGGAAGCCCAGGACCGGGTGCAGC
 AGACAGAGCCTCAGGCTCTGCTGGCGGTGAAGCCTGTGGCAGTAGAGGAGGAGCAGGAGGCGAGAAGTCCC
 CACACATCCTGAGGATGGCACCCCTCAGCCTGGCAACAGCAAGGTGGAGTGGTGTCTGGCTTCTATCT
 ATGTTGGCAACGCGCAGCAGGAAGATACTGCGGCACACTGTGGCCATGTCCAGCTCTCCAGAGAGCT
 GTGTAGCCATGCCCGCTCGGGCTGTCTGCCACTGCTGCCAGATCCTTCATGGCACTGAGGCTGGGT
 TGTGGGGCGCGCAGGGATCCCCGGAGCGCTGGTGCCAAAGATGCACGCATGCGCGCCAATGCGGCCCTG
 CACAACATCGTTTTCTCCAGCCGGATCAGGGCCTGGCACGCAAGGAGATGCGTGTGCTGCATGTGCTGG
 AGCAGATCCGAGCCTACTGCGAGACCTGCTGGGACTGGCTTCAGGCGGGACAGCGGGACAGAACTCC
 TGTCCCAATCGAGCCGAGATCTGCCAGGCTACCTGTGCAGTGATGAAGCTGTCAATTTGACGAAGAATAC
 CGTCGGGCTATGAATGAGCTAGGGGGTGCAGGCTGTGGCAGAAGTACTGCAGGTGGACTATGAAATGC
 ACAAGATGACCCGGGACCACTCAACCTTGCCCTGCGCCGCTACGCTGGCATGACCTCACCAACCTCAC
 CTTTGGAGACGTTGCCAACAAGCCACACTGTGTGCCCGGAGGCTGCATGGAAGCCATTGTGGCCAG



[View online »](#)

CTTGGCTCTGAGAGCGAGGAGCTGCATCAGGTTGTTTCCAGTATTCTGCGTAATCTGTCATGGAGGGCAG
ACATCAACAGCAAGAAGGTGCTGAGGGAGGTTGGCAGCATGACCGCCTTGATGGAATGTGTGCTGCGGGC
CTCCAAGGAGTCGACCCTAAAGAGTGTGCTCAGTGCTCTGTGGAACCTGTCAGCACACAGCACAGAGAAC
AAGGCAGCCATCTGCCAGGTAGATGGTGCAGTGGGTTTCTGGTGGCACCCTCACATACCGTTGCCAAG
GGAACCTCCTGGCAGTCATCGAGAGTGGCGGTGGGATCCTGCGCAACGTGTCAAGCCTCATTGCCACAG
GGAGGACTACAGGCAGGTGCTCCGTGACCACAACCTGCCTGCAGACACTGCTGCAGCACCTCACATCACAC
AGTTTGACCATCGTGAGCAATGCCTGTGGCACCCTCTGGAACCTGTCTGCCCGCAGCCCCGCGATCAGG
AACTGTTGTGGGACCTGGGGGCCGTGGGATGCTACGCAACCTCGTCCACTCCAAACACAAGATGATCGC
CATGGGTAGTGCTGCTGCTGCTGCGGAACCTGCTAGCCACCAGCCGCCAAGTATCAGGCCGAGCCATG
GCTGTCTCCCCAGGCACCTGCGTGCCAGTCTTTACGTCCGCAAGCAGAGGGCTCTGGAAGCTGAGTTGG
ACACTCGGCACCTGGTGCATGCACTCGGTCACTTAGAGAAGCAGAGTCTGCCTGAGGCAGAGACCACTTC
AAAGAAGCCCCTGCCACCCTCCGCCACCTGGACGGGCTGGTGCAGGACTATGCCTCTGATTCTGGCTGC
TTTGACGATGATGATGCACCATCCCTGGCTGCTGCTGCCACCACAGCTGAGCCCGCCAGCCAGCAGTGA
TGTCTATGTTCTTGGCGGTCCCTTCTCAGGGCCAGGCACTGGCCCGCACCCACCTGCCCGCCAGGG
TGGCCTAGAAGCCGAGAAGGAGGCTGGTGGGAGGCAGCTGTGGTGCCAAAGCCAAGGCCAAGCTGGCG
TTGGCTGTGGCTCGGATCGACAGATTGGTGGAGGACATCTCTGCCCTGCACACCTCATCAGACGACAGCT
TCAGTCTCAGCTCGGGGACCCTGGGCAGGAGGCGCAAGGGAGGGCCGTGCTCAGTCTGCTCTCCATG
CCGGGGCACTGAGGGTGGGAGGCGTGAGGCTGGCAGCCGGGCGCACCCCTCTTTGAGGCTCAAGGCAGCC
CACACTAGCCTCTCTAATGATAGCTTGAACAGCGGTAGCACCAGCGATGGCTACTGTACCCGGGAACACA
TGACGCCTTGCCCGCTGGCTGCACTGGCCGAGCACCGTGTGACCCCTGTGCGCGGACAGACTCGGCCAG
CCGACTGGACCTGGACCTTCCAGCCGGCTGAGCTTCTGCCCCGGGACACAGCAGCCACCGATGCCCGA
GTGCGCACAAATCAAGTTATCCCCAACCTATCAGCATGTTCCACTGCTGGATGGGGCCGCTGGGGCAGGTG
TTCGACCCCTGGTTGGGCCGGGAACCTCCCCGGGGCTCGAAACAGGCATGGATACCTGCAGACAGCTG
GACCAAAGTCCCTGAGAACTGGTGGCCTCTCCACTGCCATAGCTAGCAAGGTGCTGCAGAAGCTGGTC
GCACAGGATGGGCCGATGTCCTCTCCAGTGCAGCTCTCTGTCTCTCTATCTTCCAGGGCCATGCTG
TCCCCAGCCAGGCAGAGAACCTTGACAGCGATTATCCCTGGAGGGGCTTGGAGGCTGGTCTGGTGA
GGCCGAGCTGGGCAGGCGTGCCGAGCATCCGGGTCCACCTCTTCCGGTGTCCATCCCAGCCCCGAG
CGGGGGCGCAGTAGAGGTCTTGGGGTGGAGGATGCAACACCATCCAGCTCATCTGAGAAGTGCCTCAGG
AGAGCCCTTGGTCTGAGCCGTGTAGTTCGTGAGCTCCCTGGGCAGCTTCGAGAGCCGCTCCATTGC
CAGCTCCATCCCAGTGACCCGTGCAGCGGCTGGCAGTGGCACAGTGTGAGTCCAGCGAGCTGCCAGAC
AGCCCCGGGCAGACGATGCCACCAGCCGAGCAAGACGCCACCCGGCACCTCCTGGGCAGCTGAGACCA
GCCAGTTCAGCCTGCAGTGGGAAAGCTATGTGAAGCGCTTCTAGACATCGCAGACTGTCGAGAAAGATG
CCAGCCGCCCTCGGAGCTGGACGCGGGCAGCGTTCGCTTACAGTGGAGAAGCCAGATGAGAATTTCTCC
TGCGCCTCCAGCCTCAGTGCAGTGGCCCTTATGAGCTGTATGTCCAGCAGGATGTGGAGCTGCGTCTGA
GGCCACCTGCCTGCCAGAGCGTGCAGTGGTGGTGGGGGCCACCGTCGGAGGGACGAGGCTGCCAGCCG
CCTGGATGGTCCAGCACCAGCTGGTTCTAGGGCTCGGTGAGCAACTGATAAAGAAGTGGAGGCTTTGCGT
GAATGCCTGGGGGAGCCATGCCCGCCGGCTCCGCAAGGTGGCCTCGGCCTTGGTGCCTGGCCGCCGCT
CATTGCCAGTCCCTGTGTACATGTTAGTGCCCGCCCGGCTCGGGGTGATGACTCGGGCACGGACTCCGC
AGAGGGCACACCCGTTAACTTTTCCAGTGCAGCCTCGCTCAGTGACGAGACCTTACAGGGACCTCCAGG
GACAAGCCAGCCGGCCTGGGGACAGGCAGAAACCTACAGGCCGAGCTGCCCTGCCAGGCAGACCCGAT
CTCACCGGCCAAAGCAGCAGGCGCTGGTAAGAGCACAGAACACACCCGGGGGCCCTGTAGGAACCGGGC
AGGATTGGAGCTACCACTCAGCAGGCCCCAGAGTGTGCTCGGTCCAACAGGGATAGCTCATGCCAGACCCG
ACCCGCGGAGATGGTGCCTGCAGTGCATATGCCTCACAACACCCACAGAGGAAGCTGTGTACTGCTTCT
ATGACTCTGATGAGGAACCACGACCTGCACCACCCTCGGCGGGCATCCGCCATCCCACGGGCTCT
AAAGCGCGAGAAACCGGCAGGCAGAAAGGAGACTCCATCCAGGGCAGCCAGCCTGCCACACTCCCTGTG
AGAGCCAAACCCAGACTGATCGTGGATGAGACCCCGCCTGCTATTCCCTGACTTCTCAGTAGTTCCT
TCAGTGAGCCTGAGGCCCTGAACAGCCGGCAACCATGCTCGAGGCCCGGAGCAGGATAGTAAACAGGA
CAGCTCTCCTAGCCCAAGGGCAGAAAGAGAACTTCTGCAGAGATGTATCAGCTTGCCATGCCAGGCGC
CGGACCCAGGTGCTGGCTCACGGCTGCAAGGCCAGAGCCTTGGGTCAGACATAAGGCCACTGAGA
TAACCCAGAAATGCCAGGAGGAGGTGGTGGCTCCGATCCAGCCTCTGACCTAGACAGTGTGGAGTGGCA
GGCTATCCAAGAGGGCGCAAACTCCATTGTACATGGCTGCATCAGGCAGCGGCCAAAGCCAGCCTGGAA
GCATCTTCTGAGTCTGACTCCCTTGTCTTGGTGTCCGGGTGTGAGCAGGCTCCACCCTCCAGCCT

CCAAGCTCAGGAAAGGGCGAAAGCCTGCAGCAGAGGCTGGAGGTGCCTGGCGTCCTGAGAAACGGGGCAC
AACTTCCACTAAGATCAATGGGAGTCCCGGCTACCTAACGGTCTGAGAAGGCAAAGGGTACCCAGAAA
ATGATGGCAGGGGAGTCAACCATGCTCCGGGACGGACAGTGATCTACTCAGCCGGCCAGCCTCCCGCA
CTCAGTCCAAAGTATTTCTGGACCTTGTACCACACCTAAGAAGACAGGGACATCTGGTACCACCTCAGCC
AGAAACTGTCACCAAAGCCCCAGCCCTGAGCAACAACGTTACGGAGCCTCCACCGACCGGGCAAGATC
TCTGAGCTGGCAGCTTTGCGCCACCCGCCAGGAGTGCCACTCCTCCAGCCCGCCTCGCCAAGACCCCGT
CCTCAAGCTCTTACAGACCTCTCCAGCATCCCAGCCCCTGCCTAGGCGGTCCCCTCTGGCCACTCCCAC
AGGAGGACCTCTGCCTGGCCCTGGGGGGTCCCTGGTGCCCAAGTACCAGCACGGGCCCTTCTGGCTAAG
CAACACAAGACCCAGAAGTCACCTGTGCGGATCCCATTCATGCAAAGGCCAGCCAGGCGAGTGCCACCTC
CACTGGCCAGGCCATCCCCAGAACCTGGCTCTAGGGGCCGAGCTGGGGCTGAGGGTACTCCTGGGGCAG
TGGCAGCCGCCTGGGCTGGTGCATGGCTTCCAGCTCGCTCCAGTGGCAGCGAGTCTCGGATCGCTCA
GGCTTCCGAAGACAGCTGACTTTCATCAAGGAATCCCCAGGTCTCCTTCGGCGTCGCAGATCAGAGCTGT
CCTCTGCGGACTCCACGGCCTCCACCTCCAGGCTGCTTCGCCCCGCGTGGACGGCCTGCACTCCCTGC
TGTCTTTCTCTGCTCCTCTCGTTGCGATGAGCTGCGGGTATCCCCACGGCAGCCCTGGCAGCACAGAGG
TCCCCACAGGCCAAGCCAGGTCTCGCCCCACGTGCGCCCAGACGCACCAGCTCTGAGAGCCCTCACGCC
TGCTGTGCGGGCGAGCCCTGGACGGCCTGAGACAGTCAAGCGGTACGCATCCCTGCCACATATTAGTGT
GTCCCGCAGGTCCGATAGCGCTGTCTGTGCCACCACCAGGCCAATGCCACTCGCCGGGAAGTGTAT
GGCAGGCCAGGCCGCTGCCAGGGTAGCTCCTCCGGGTACGACCTGGCGTGAATCAAAGATGAAGATG
TCCCCACATCTGCGCAGCACACTGCCTGCCACTGCCCTGCCTCTCAGGGTCTCGTCACCCGAAGACAG
CCCCGCTGGAAGTCCACAGCGCAAGACCAGTGACGCAGTGGTGCAAACAGAGGACGTGGCCACTTCTAAG
ACCAACTTAGCACGTACCTAGCCTGGAGAGCAGGGATCCGCCACAGGCCCTGCCAGCGGCCCTGTGG
CTCCCCAGGGCAGCGATGTGGATGGACCAGTACTACCAAGCCTCCTGCCTCAGCGCCCTCCCCATGA
GGGTCTGAGTGTGCATAGCAGGCTTTCCACCAGCAGGCATGGCTCCCCAGCAGGGCTGCACGGGTT
CCCCCTTCAACTATGTGCCAGCCCTATGGCAGCGGCCACAATGGCCAGTGACTCCGCAGTGGAGAAAG
CCCCGGTCTCCTCTCAGCCAGTCTCCTGGAG

ACGCGTACGCGGCCGCTCGAGCAGAACTCATCTCAGAAGAGGATCTGGCAGCAAATGATATCCTGGATT
ACAAGGATGACGACGATAAGGTTTAA

Protein Sequence: >MR218747 representing NM_011789
 Red=Cloning site Green=Tags(s)

```

MTSSMASYEQLVRQVEALKAENTHLRQELRDNSSHL SKLETETSGMKEVLKHLQGKLEQEARVLVSSGQT
EVLEQLKALQTDISSLYNLKFHAPALGPEPAARTPEGSPVHGSGPSKDSFGELSRATIRLLEELDQERCF
LLSEIEKEEKEKLWYYSQLOGLSKRLDELPHVDTFSMQMDLIRQQLEFEAQHIRSLMEERFGTSDEMVQR
AQIRASRLEQIDKELLEAQDRVQQTTEPQALLAVKPVAVEEEQAEVPTHPEDEGTPQPGNSKVEVFWLLS
MLATRDQEDTARTLLAMSSSPESCVMRRSGCLPLLLQLILHGTEAGSVGRAGIPGAPGAKDARMRANAAL
HNIVFSQPDQGLARKEMRVLHVLEQIRAYCETCWDWLQARDSGTETPVPPIEPQICQATCAVMKLSFDEEY
RRAMNELGGLQAVAELLQVDYEMHKMTRDPLNLALRRYAGMTLTNLTFGDVANKATLCARRGCMEDIAVAQ
LGSESEELHQVSSILRNL SWRADINSKKVLREVGSMALMECVLRASKESTLKSVL SALWNL SAHSTEN
KAAICQVDGALGFLVSTLYRCQGNLAVIESGGGILRNVSSLIATREDYRQVLRDHNCLQTLQLHLTSH
SLTIVSNACGTLWNL SARSPRDQELLWDLGAVGMLRNLVHSHKHKMIAMGSAALRNLLAHRPAKYQAAAM
AVSPGTCVPSLYVRKQRALEAELDRHLVHALGHLEKQSLPEAETTSKKPLPPLRHL DGLVQDYASDSGC
FDDDDAPSLAAAATTAEPASPAVMSMFLGGPFLQGOALARTPPARQGLEAEKEAGEAAVAAKAKAKLA
LAVARIDRLVEDISALHTSSDDFSLSGGDPGQEAAPREGRAQSCSPCRGTEGRRREAGSRAHPPLRLKAA
HTSLSNSLNSGSTSDGYCTREHMTPCPLAALAEHRDDPVRGQTRPSRLDLPLSRAELPARDTAATDAR
VRTIKLSPTYQHVPLLDGAAGAGVRPLVPGTSPGARKQAWIPADSLSKVPEKLVASPLPIASKVLQKLV
AQDGPMSLSRCSLSSLSTGHAVPSQAENLSDSSLEGLEEAGPGEAELGRAWRASGSTSLPVSIPAPQ
RGRSRGLGVEDATPSSSENCVQETPLVLSRCSVSSLSGFSERSIASSIPSDPCSGLGSGTVSPSEL PD
SPGQTMPPSRSKTPPAPPQPETSQFSLQWESYVKRFLDIADCRERCQPPSELDAGSVRF TVEKPDENFS
CASSLSALALHELHYVQDVELRLRPPACPERAVGGGHRRRDEAASRLDGPAPAGSRARSATDKELEALR
ECLGAAMPARLRKVASALVPGRRSLPVPVYMLVPAPARGDDSGTDSAEGTPVNFSSAASLSDTLQGPSR
DKPAGPGDRQKPTGRAAPARQTRSHRPAAGAGKSTEHRGPCRNAGLELPLSRPQSARSNRDSQCQTR
TRGDGALQSLCLTTPTEEAVYCFYDSDEEPPATAPPPRRASAIIPRALKREKPAGRKETPSRAAQPATLPV
RAQPRLI VDETPPCYSLTSSASSLSEPEAPEQANHARGPEQGSKQDSSSPRAEEELLQRCISLAMP RR
RTQVPGSRRRKPRLRSDIRPTEITQKCQEEVAGSDPASDLDVSEWQAIQEGANSIVTWLHQAAKASLE
ASSESDSLLSLVSGVSAGSTLQPSKLRKGRKPAEAGGAWRPEKRGTTSTKINGSPRLPNGPEKAKGTQK
MMAGESTMLRGRTVIYSAGPASRTQSKGISGPCTTPKKTGTS GTTQPETVTKAPSPQQRSRSLHRPGKI
SELAALRHPPRSATPPARLAKTPSSSSSQTSPASQPLPRRSPLATPTGGPLPGPGGSLVPKSPARALLAK
QHKTKQKSPVRIPFMQRPARRVPPPLARPSPEPGSRGRAGAEPTGARGSRLGLVRMASARSSGSESDRS
GFRRQLTFIKESPLLRRRSELSSADSTASTSQAASPRRGRPALPAVFLCSSRCDLRSVPRQPLAAQR
SPQAKPGLAPRPRRTSSESPSRLPVRASPGRPETVKRYASLPHISVSRSDSAVSVPTTQANATRRGSD
GEARPLPRVAPP GTTWRRIKDEDVPHILRSTLPATALPLRVSSPEDSPAGTPQRKTSDAVVQTEDVATSK
TNSSTSPSLESRDPPQAPASGPVAPQGSVDVGPVLTKPPASAPFPHEGLSAVIAGFPTSRHGSPSRAARV
PPFNYPSPMAAATMASDSAVEKAPVSSPASLLE
  
```

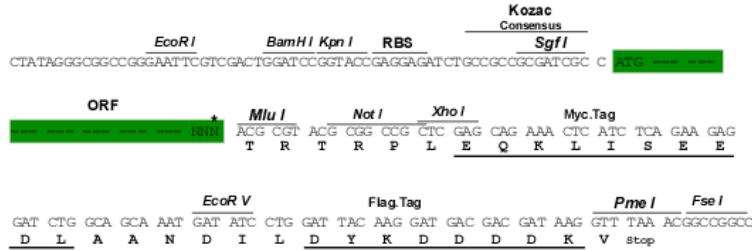
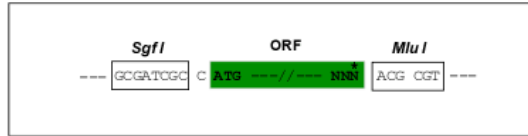
TRTRPLEQKLI SEEDLAANDILDYKDDDDKV

Chromatograms: https://cdn.origene.com/chromatograms/mm9106_a06.zip

Restriction Sites: Sgfl-Mlul

Cloning Scheme:

Cloning sites used for ORF Shutting:



* The last codon before the Stop codon of the ORF

ACCN: NM_011789

ORF Size: 6822 bp

OTI Disclaimer: The molecular sequence of this clone aligns with the gene accession number as a point of reference only. However, individual transcript sequences of the same gene can differ through naturally occurring variations (e.g. polymorphisms), each with its own valid existence. This clone is substantially in agreement with the reference, but a complete review of all prevailing variants is recommended prior to use. [More info](#)

OTI Annotation: This clone was engineered to express the complete ORF with an expression tag. Expression varies depending on the nature of the gene.

Components: The ORF clone is ion-exchange column purified and shipped in a 2D barcoded Matrix tube containing 10ug of transfection-ready, dried plasmid DNA (reconstitute with 100 ul of water).

Reconstitution Method:

1. Centrifuge at 5,000xg for 5min.
2. Carefully open the tube and add 100ul of sterile water to dissolve the DNA.
3. Close the tube and incubate for 10 minutes at room temperature.
4. Briefly vortex the tube and then do a quick spin (less than 5000xg) to concentrate the liquid at the bottom.
5. Store the suspended plasmid at -20°C. The DNA is stable for at least one year from date of shipping when stored at -20°C.

RefSeq: [NM_011789.2](#), [NP_035919.2](#)

RefSeq Size: 9074 bp

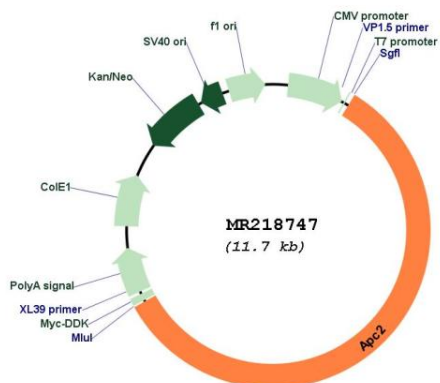
RefSeq ORF: 6825 bp

Locus ID: 23805

Cytogenetics: 10 C1

MW: 243.1 kDa

Product images:



Circular map for MR218747