

Product datasheet for MR218527

Nucks1 (NM_175294) Mouse Tagged ORF Clone

Product data:

| | |
|---------------------------|---|
| Product Type: | Expression Plasmids |
| Product Name: | Nucks1 (NM_175294) Mouse Tagged ORF Clone |
| Tag: | Myc-DDK |
| Symbol: | Nucks1 |
| Synonyms: | 2700010L10Rik; 8430423A01Rik; A1647518; C78391; Nucks |
| Mammalian Cell Selection: | Neomycin |
| Vector: | pCMV6-Entry (PS100001) |
| E. coli Selection: | Kanamycin (25 ug/mL) |
| ORF Nucleotide Sequence: | >MR218527 representing NM_175294 Red=Cloning site Blue=ORF Green=Tags(s) |

TTTTGTAATACGACTCACTATAGGGCGGCCGGAATTCGTCGACTGGATCCGGTACCGAGGAGATCTGCC
GCC**CGATCGC**C

ATGTCTCGGCCTGTCAGAAATAGGAAGTTGTGGATTACTCTCAGTTTCAGGAATCAGATGATGCAGATG
AAGATTATGGAAGAGATTCAGGCCCTCTGCTAAGAAGATTCGGTCATCTCCCGAGAGGCTAAAAATAA
GAGGCGATCTGGAAAAATTCACAAGAAGACAGTGAAGACTCAGAAGAAAAAGATGTGAAGACCAAGAAG
GATGATTCTCACTCGGCAGAAGACAGCGAAGATGAAAAAGATGATCATAAAAAATGTACGCCAGCAACGAC
AGGCAGCATCTAAGCAGCTTCTAAGCAGAGAGAGATGCTCTTGAAGATGTTGGCAGCGAGGAAGAGCC
GGAAGAAGATGATGAGGCGCCATTCCAGGAGAAAGATTCTGGCAGCGATGAAGATTTCTAATGGAAGAC
GACGATGATAGTGATTATGGCAGTTCAAAAAAGAAAAACAAAAAGATGGTTAAGAAGTCCAAACCTGAGA
GAAAAGAAAAGAAAATGCCCAAACCCAGACTAAAGGCAACAGTGACGCCAAGTCCAGTGAAGGGCAAAGC
GAAAGTGGGTCGCCACAGCTTCGAAGAAATCAAAGGAAAAACTCCTTCTCCCAAAGAAGAGGATGAG
GAAGCAGAAAGCCCTCCAGAAAAGTCCGGAGACGAAGGGTCCGAGGATGAAGCCTCATCTGGGGAAG
AT

ACGCGTACGCGGCCGCTCGAGCAGAACTCATCTCAGAAGAGGATCTGGCAGCAAATGATATCCTGGATT
ACAAGGATGACGACGATAAGGTTTAA



[View online »](#)

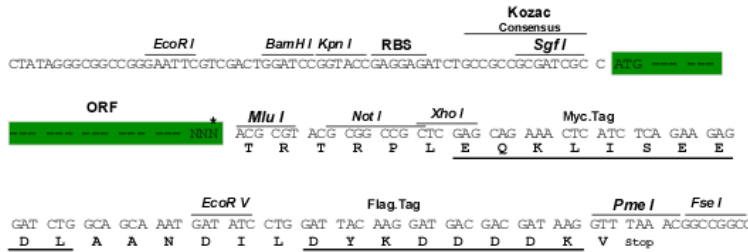
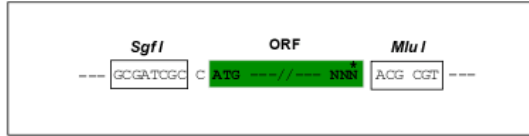
Protein Sequence: >MR218527 representing NM_175294
Red=Cloning site **Green**=Tags(s)

MSRPVNRKVVVDYSQFQESDDADEDYGRDSGPPAKKIRSSPREAKNKRRSGKNSQEDSEDSEEKDVKTKK
DDSHSAEDSEDEKDDHKNVRRQRQAASKAASKQREMLEDVGSSEEEPEEDDEAPFQEKDSGDEDFLMED
DDSDYGSKKNKMKVKKSKPERKEKKMPKRLKATVTPSPVKGAKVGRPTASKKSKEKTPSPKEEDE
EAESPEKKSGDEGSEDEASSGED

TRTRPLEQKLISEEDLAANDILDYKDDDDKV

Restriction Sites: Sgfl-MluI

Cloning Scheme: Cloning sites used for ORF Shutting:



* The last codon before the Stop codon of the ORF

ACCN: NM_175294

ORF Size: 702 bp

OTI Disclaimer: The molecular sequence of this clone aligns with the gene accession number as a point of reference only. However, individual transcript sequences of the same gene can differ through naturally occurring variations (e.g. polymorphisms), each with its own valid existence. This clone is substantially in agreement with the reference, but a complete review of all prevailing variants is recommended prior to use. [More info](#)

OTI Annotation: This clone was engineered to express the complete ORF with an expression tag. Expression varies depending on the nature of the gene.

Components: The ORF clone is ion-exchange column purified and shipped in a 2D barcoded Matrix tube containing 10ug of transfection-ready, dried plasmid DNA (reconstitute with 100 ul of water).

Reconstitution Method:

1. Centrifuge at 5,000xg for 5min.
2. Carefully open the tube and add 100ul of sterile water to dissolve the DNA.
3. Close the tube and incubate for 10 minutes at room temperature.
4. Briefly vortex the tube and then do a quick spin (less than 5000xg) to concentrate the liquid at the bottom.
5. Store the suspended plasmid at -20°C. The DNA is stable for at least one year from date of shipping when stored at -20°C.

RefSeq: [NM_175294.3](#), [NP_780503.2](#)

RefSeq Size: 6096 bp

RefSeq ORF: 705 bp

Locus ID: 98415

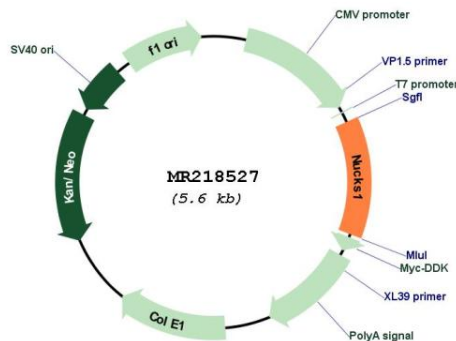
UniProt ID: [Q80XU3](#)

Cytogenetics: 1 E4

MW: 26.8 kDa

Gene Summary: Chromatin-associated protein involved in DNA repair by promoting homologous recombination (HR). Binds double-stranded DNA (dsDNA) and secondary DNA structures, such as D-loop structures, but with less affinity than RAD51AP1.[UniProtKB/Swiss-Prot Function]

Product images:



Circular map for MR218527