

Product datasheet for MR217219

Gemin5 (NM_001166670) Mouse Tagged ORF Clone

Product data:

Product Type:	Expression Plasmids
Product Name:	Gemin5 (NM_001166670) Mouse Tagged ORF Clone
Tag:	Myc-DDK
Symbol:	Gemin5
Synonyms:	AA407055; AA407208; AI451603; BB194447; C330013N08
Vector:	pCMV6-Entry (PS100001)
E. coli Selection:	Kanamycin (25 ug/mL)
Cell Selection:	Neomycin
ORF Nucleotide Sequence:	>MR217219 ORF sequence Red=Cloning site Blue=ORF Green=Tags(s)

TTTTGTAATACGACTCACTATAGGGCGGCCGGAATTCGTCGACTGGATCCGGTACCGAGGAGATCTGCC
GCCGCGATCGCC

ATGAAGCCGGAGCCGCGGACGCTGCCGCCGTCCCCAACTGGTACTGCTCAGCTGCAGCGACGCGGGCC
CCGGAGGCATCTTTGGCTTCGCTGCGCGGACCTCCGTCTTCTCGTCCGCGTGGTCCGGTCCGGGCGC
GAGCCCAGGGGCGCCCCGTTTCGAGTGGTAGGAGAGTTGGTGGGACACACTGAAAGAGTATCTGGTTTC
ACTTTTTCTCATACCCTGGACAATACAACCTCTGTGCCACCAGCTCAGACGATGGAAGTGAAGGTTT
GGGATGTAGAGACCAAGACTGTAGTGACAGAACACACTCCATCAGCATAACAATATCAGCACTGCATTG
GTCTCCGACAGTTAAGGACTTAATAGTCTCTGGGGATGAAAAAGGAGTCGTTTTCTGTTACTGGCTTAAC
AGAAATGACAGCCAGCACCTCTTACAGAGCCCAGGACCATATTCGTCTGACGTGTTACCTCATCACG
AAAATCTAGTAGCCATTGGCTACAAAGATGGCATAGTGGTTATCATTGACATCAGTAAAAAGGGAGAAGT
TATTCACAGACTTCGAGGCCACGATGACGAGATCCACTCCATAGCCTGGTGTCTCTGTCTGGTGAAGAC
TGCTTATCCATCAGCCAAGAGGAAAACCTCGAACCTGACATCCCAATGGGAAGCTTATAGCAGAAAACCC
CCATCACAAAAGGCTGCTACTTAGCCACAGGAAGCAAAGATCAGACCATTGCAATCTGGAGCTGTTCCCG
CGGCCGGGTGTAATGGTTTTGAAATTGCCCTTCTGAAGAGAAGAAGTGGGGGTGGACCCAACAGTT
AAAGAACGGCTTTGGTTGACACTTCATTGGCCTAAGAACCAACCAACACAGCTGGTATCCAGTTGTTTTG
GAGGTGAGCTGCTGCTATGGGACCTCACCCAGTCATGGAGGCGGAAGTACACGCTCTTACGACCTCAGC
AGAAGGGCACAATCATTCCAGAATTGTCTTCAATCTGTGTTCTCTGAAGACTGAAGATGGCAAGCAGCTG
CTACTGTCCACATCCATGGATAGAGATGAAAATGTTGGGACATGGCCACCCTGGAGTGTGCTGGACAT
TGCCTTCTTGGAGTTTTGCCTACAGCCTGGCCTTTCTCCTGTGGACGTGGGCTCCCTGGCCATAGG
TGTTGGGACGGCATGATCCGGGTGGAATACACTCTCCATAAAGAACAACACGACGTGAAAACTTC
TGCAAGGAGTCAAGTCAAGGTCACAGCGCTATGCTGGCACCCAAACAAGGAAGGCTGCTTAGCCTTCG
GGACCGATGACGAAAAGTGGGATTGTATGACACCTGCTCCAACAACCTCCACAGATTTCAAGCAGTA
TCATAAGAAGACCGTGTATAGTTGGCTTGGGGGCCACCAGTCCCCCATGTCACCTGGAGGGGAAGGA
GACAGGCCTTCCCTCACCTGTACAGCTGTGGAGGGGAAGGCGTTGTGCTACAGCATAACCCTGGAAGC



[View online »](#)

TCAGTGGAGAGGCCTTCGACATCAACAACTCGTGAGGGACACCACTCCATTAGATACAACTGCCCGT
GCACACAGAGATCAGCTGGAAGGAGATGGCAAAGTCTGGCTCTTGGGAATGAAGATGGATCAATAGAA
ATATTCCAAGTCCCAACTTGAGGCTGTGTGCACCATCCAGCAGCACCACAAGCTTGTGAACGCCATAG
TCTGGCACCATGAGCATGGCAGCCGTCCAGAGCTGAGCTGTCTCCTTGTCTTGGCTCCAACAATGCAGT
CATCTACGTGCACAACCTGAAAGCAGTCTAGAAAAGCAATCCTGAGTCTCCAATAACCATCACAGAGCCC
TACCGCACCCCTCTCGGGGCACACAGCCAAGATTACCAGTCTGGCATGGAGCCACATCATGACGGAAGGC
TGGTATCTGCTTGTCTACGATGGCAGAGCTCAGGTGTGGGATGCCCTCCGGGAAGAACCTTTGTTCAATT
CCGAGGCATCGAGGCCGGCTGCTATGTGTCGCGTGGTCCCAGTGGATCCAGAATGCATCTACTCAGGT
GCAGATGACTTCTGTGTCTACAGGTGGCTGACTTCCATGCAGGACCATTCCCGGCCCTCTCAAGGAAAA
AATGTATTGAACTAGAGAAAAACGACTCTCTCAATTTAAGCCAAAGCTTAAAAAGAAGAAAAACCTAC
CTTGCGACTGCCTGTAAGCAGGATTCATCCGTTGGCAATGAAGATGAGAGTGTAAAGGAGAAGCTGGA
CCTGCTGAGAACGGCTTGTGCGACCAGGATGGTGAAGGAGGAAGCCAGGAGCCAGAGCTGCCTCCCTCTC
CTGTAGTTTGTGTAGAACCTGTTTCTGTACTGACATTTGCTCAGGCTTTGAAAAGTCAAAAGTCACTGT
TAGTAGCAAAGCCACCTCACTGAAAAAGGAGCCAGCTAAAGAGAAACCAGAAGCCTTGCTCAAGAAGAGG
AAGGCTCGCTCCATGCTCCCTCTGAGCACCAGCTTAGACCACAGGTCAAAGAGGAGCTCCATCGAGACT
GCTTGGTACTAGCAACTGCAACACACGCCAAAGCAGAGCTAAATGAAGATGTGTCTGCCGACCTTGAGGA
ACGATTCCAATTGGGCCTTTTACAGACAGGGCTACTCTATACAGGATGATGAAAACAGAAGGGAAGGT
CACTTGGAAAAGTGGCCACCCGAGCTTTTTACCAGCTCATGCTCTGAAAAGGAGATCTGAAGGGTGTTC
TCCAGGCTGCAGCAGAGAGAGGGCAGCTGACAGACAGTCTCGTGGCTGTGGCACCAGTGGCTGGCTACAG
TGTATGGCTGTGGGCTGTGGAAGCCTTTGCCAAGCAGCTGTGTTCCAGGACCAGTACGTCAAGGCTGCC
TCTTATCTGCTATCCATCCAAAAGTGTACGAAGCTGTGGAACCTCTCAAGTCAAACCATCTCTACAGAG
AAGCTATTGCAGTTGCCAAGGCTCGCTGCGCCCTGAGGACCCTGTTCTGAAGGAACTATACCTCAGCTG
GGGCTCCATCCTGGAGAGAGATGGCCACTATGCTATTGCAGCCAAGTGTACTTAGGAGCACTCCCGCC
TATGATGCAGCCAAAGTTCTGGCCAGAAAAGGAGATGCAGCCTCACTTAGAACAGCTGCAGAGCTGGCTG
CCATAGCAGGAGAACATGAGCTGGCTGTTCCCTGGCTCTTAGATGTGCCCAAGAGCTGTTCTGATGAA
GAACTGGGTGGTGCACAAGAAGCATTGGGACTGCATGAAAGCCTGCAGGGCCAGAGACTGGTCTTCTGC
CTCCTTGAACCTTATGCCGGCACCTGGAGGAAAAACAGCCTCTAGAGGTGAGAGGCCCTCTTCCATTT
ACCACCAGTGGGCCACAGGTTCTGAGGGAACCTTGGTGCAGAGAGTAACCGGTGTGTGGCGCAGCGCCTT
CAGTGTGGACACCCCGGAGCAGTGTGAGCCGCCTTACAGAAGCTGCAGGATGTCAAGTACCCATCAGCA
ACAAGTAACACTCCCTTACAGACAGCTGCTGCTTATGTCTGCCATGACCTGACCTTGCCAATGCTGAGCC
AGCAGGCTGCTGCCTGGGAGGAGGCAGTGCCTGCTGCTGCAGGCTGTGGTTCCGGAGCTATACCTCAGG
GAACTTACCCTCATGCAGGAAATCTACTCAGCCTTTCTCCAGGTGGCTGTGACCACCTACGAGACAAA
CTGGGTGACCTCTCTCCTGCCATGGCAGCTTACAAAAGCTTAGAGGCCTTTTGTATTTATGGGCAACTGT
ATGAAGTCTGGTGGTCTGCTGCGGGCCTGGCCCTGAGTCAAGCGTCTGGGTGTTGTGAGCTGAAAGCAC
GGTCTCTGATAAACAGAGCAAGCCAGAGGACAGTGCCAGTGTGAGGACATGGAACAGCCTCCAGGCCCG
GGCCCCGAGGCTCAGTGCAGAGAGTGAGCGTTTGTGAGTGCCTGCAAGGAGCTTTTCTCAGAACGGCATG
CCAGCCTGCAGACCTCCAGAGGACTGTAGCCGAAGTCCAAGAGACACTGGCAGAAATGATCCGCCAGCA
CCAAAAGAGTCACTCTGCAAGGCCACAACAAATGGTCCCAGCAGAGATGAACCCAGCAGAGATGAACCC
AGCCAGGAAGCAGAGCGGGCTCCTTCTCAGCCTCCGAGCCCAACAGAAGAAAGAAATGCACCAGTGTCTC
TCCCTGAACTAACAGAAAGGCTCACAGAGGCAAAATGAGAGGATAGCAGAGTTTCCAGAGAGTGTAAAGGC
CTGGCCCTTTCCAGATGTGCTGGAGTGTGCTCGTCTTGTTCACATTGGGTCCAGTGTCTGACGCT
GTGGACCTGAGATGCAGCAACAGGCCAGGAGCTCCTTACAAGTATGGGCACACTCGAGCTTACAGAA
GACTGCCAGAGTCGGCACAG

ACGCGTACGCGGCCGCTCGAGCAGAACTCATCTCAGAAGAGGATCTGGCAGCAATGATATCCTGGATT
ACAAGGATGACGACGATAAGGTTTAA

Protein Sequence:

>MR217219 protein sequence
 Red=Cloning site Green=Tags(s)

```

MKPEPRTLPPSPNWCYCSRCSAAPGGIFGFAARTSVFLVRVGPAGASPGAPPFRVVGELVGHTERVSGF
TFSHHPGQYNLCATSSDDGTVKVWDVETKTVVTEHTLHQHTISALHWSPTVKDLIVSGDEKGVVFCYWLN
RNDSQLHFTTEPRTIFCLTCSPHHENLVAIGYKDGIVVIIDISKKGEVIHRLRGHDDEIHSIAWCPLSGED
CLSI SQEENSEPDIPNGKLI AETPITKGCYLATGSKDQTI RIWCSRSRGRVGMVLKLPFLKRRSGGVDPTV
KERLWLT LHWPKNQPTQLVSSCFGGELLWDLTQSWRRKYTLFSTSAEGHNHSRI VFNLC SLKTEDGKQL
LLSTSMDRDVKCDMATLECCWTLPSLGGFAYSLAFSPVDVGLAIGVGDGMIRVWNTLSIKNNYDVKNF
WQGVKSKVTALCWHPNKEGLAFGTDDGKVGLYDTC SNKPPQISSTYHKKT VYRLAWGPPVPPMSLGGEG
DRPSLTL YSCGGEVVLQHNPWKLSGEAFDINKLVRDTNSIRYKLPVHTEI SWKGDGKVLALGNEDGSIE
IFQVPNLRL LCTIQHHKLVNAI VWHHEHGSRPESCLLASGSNNAVIYVHNLKAVLESNPESPIITTEP
YRTL SGHTAKITSLAWSPHHDGRLVSACYDGT AQVWDALREPLF NFRGHRGRLLCVAWSPVDPECIYSG
ADDFCVYRWL TSMQDHSRPPQGGKCI ELEKKRLSQFKPKLKKKKKPTLRLPVKQDSSVGNEDSVKENS
PAENGLSDQDGEEEAQEPELPPSPVVCVEPVSCDICS GFEEKSKVTVSSKATSLKKEPAKEKPEALLKKR
KARSMLPLSTSLDHR SKEELHRDCLVLATATHAKAELNEDVSADLEERFHLGLF TDRATLYRMMETEGKG
HLESGHPELFHQLMLWKGDLKGVLQAAAERGELTDSLVA VAPVAGYSVWLWAVEFAKQLCFQDQYVAAA
SYLLSIHKVYEA VELLKSNHLYREAI AVAKARLPEDPV LKELYLSWGSILERDGHYIAAKCYLGATSA
YDAAKVLARKGDAASLR TAAELAAIAGEHELAASLALRCAQELLMKNWVGAQEALGLHESLQGGRLVFC
LLELLCRHLEEKQPLEVRGPSSIYHQWATGSEGLVQRVTGVWRSASFVDTPEQCQAAQLKLDQVKYPSA
TSNTPFRQLLLHVCHDL TAML SQAAAWEAEVAPALLQAVVRSYTSGNFTLMQEIYSAFLPGGDHLRDK
LGDLS PAMAAYKSL EAFCIYQLYEVWWSL CGPGPESSVWVLSAESTVSDKQSKPEDSASAE DMEQPPGP
GPRLSAESERLLSACKELF SERHASLQTSQRTVAEVQETLAEMIRQHQS QLCKATTNGPSRDEPSRDEP
SQEAERAPSQPPSPTEERNAPVSLPEL TRRLTEANERIAEFPESVKAWPFPDVL ECLLVLLHIGSQCPDA
VDP EMQQQAQELLHKYGHTRAYRRHCQSRHT
  
```

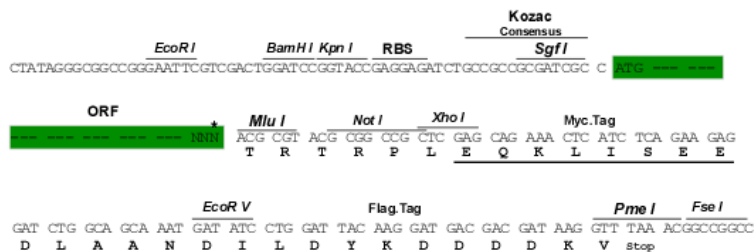
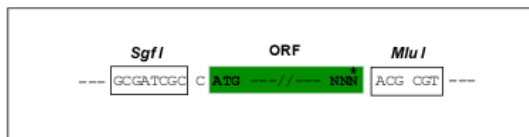
TRTRPLEQKLISEEDLAANDILDYKDDDDKV

Restriction Sites:

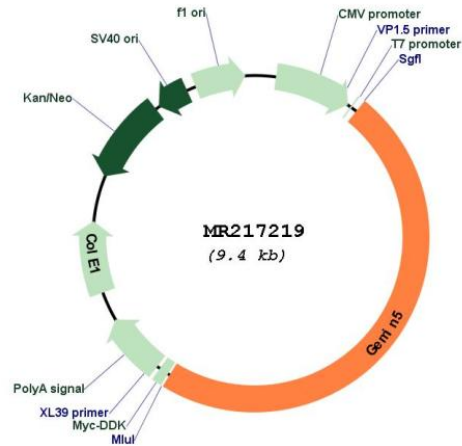
SgfI-MluI

Cloning Scheme:

Cloning sites used for ORF Shuttling:



* The last codon before the Stop codon of the ORF

Plasmid Map:


ACCN: NM_001166670

ORF Size: 4503 bp

OTI Disclaimer: The molecular sequence of this clone aligns with the gene accession number as a point of reference only. However, individual transcript sequences of the same gene can differ through naturally occurring variations (e.g. polymorphisms), each with its own valid existence. This clone is substantially in agreement with the reference, but a complete review of all prevailing variants is recommended prior to use. [More info](#)

OTI Annotation: This clone was engineered to express the complete ORF with an expression tag. Expression varies depending on the nature of the gene.

Components: The ORF clone is ion-exchange column purified and shipped in a 2D barcoded Matrix tube containing 10ug of transfection-ready, dried plasmid DNA (reconstitute with 100 ul of water).

Reconstitution Method:	<ol style="list-style-type: none">1. Centrifuge at 5,000xg for 5min.2. Carefully open the tube and add 100ul of sterile water to dissolve the DNA.3. Close the tube and incubate for 10 minutes at room temperature.4. Briefly vortex the tube and then do a quick spin (less than 5000xg) to concentrate the liquid at the bottom.5. Store the suspended plasmid at -20°C. The DNA is stable for at least one year from date of shipping when stored at -20°C.
RefSeq Size:	6223 bp
RefSeq ORF:	4506 bp
Locus ID:	216766
UniProt ID:	Q8BX17
Cytogenetics:	11 B1.3
MW:	166.5 kDa
Gene Summary:	<p>Required for the assembly of the SMN complex that plays a catalyst role in the assembly of small nuclear ribonucleoproteins (snRNPs), the building blocks of the spliceosome. Thereby, plays an important role in the splicing of cellular pre-mRNAs. Most spliceosomal snRNPs contain a common set of Sm proteins SNRPB, SNRPD1, SNRPD2, SNRPD3, SNRPE, SNRPF and SNRPG that assemble in a heptameric protein ring on the Sm site of the small nuclear RNA to form the core snRNP. In the cytosol, the Sm proteins SNRPD1, SNRPD2, SNRPE, SNRPF and SNRPG are trapped in an inactive 6S pICln-Sm complex by the chaperone CLNS1A that controls the assembly of the core snRNP. Dissociation by the SMN complex of CLNS1A from the trapped Sm proteins and their transfer to an SMN-Sm complex triggers the assembly of core snRNPs and their transport to the nucleus. GEMIN5 acts as the snRNA-binding protein of the SMN complex. Binds to the 7-methylguanosine cap of RNA molecules (By similarity). Binds to the 3' UTR of SMN1 mRNA and regulates its translation; does not affect mRNA stability (PubMed:25911097). May play a role in the regulation of protein synthesis via its interaction with ribosomes (By similarity).[UniProtKB/Swiss-Prot Function]</p>