

## Product datasheet for MR216474

### Lama3 (NM\_010680) Mouse Tagged ORF Clone

#### Product data:

Product Type:	Expression Plasmids
Product Name:	Lama3 (NM_010680) Mouse Tagged ORF Clone
Tag:	Myc-DDK
Symbol:	Lama3
Synonyms:	Lama3B; [a]3B
Vector:	pCMV6-Entry (PS100001)
E. coli Selection:	Kanamycin (25 ug/mL)
Cell Selection:	Neomycin
ORF Nucleotide Sequence:	>MR216474 representing NM_010680 Red=Cloning site Blue=ORF Green=Tags(s)

TTTTGTAATACGACTCACTATAGGGCGGCCGGAATTCGTCGACTGGATCCGGTACCGAGGAGATCTGCC  
GCC**CGGATCGCC**

ATGGCGGTGGCTCTGGGCAGGGCACCGGATCCTTACCGCTGCTGCTCACTCTATTGCTGCTGCTGTTGC  
TGAGGATGTCGCCAGCTGGAGCGTGGTGGGTGAGGACCATCCCATGTCCTCGCGCAGCTGCACCCGCC  
CTACTTCAACCTGGCCAGGCGGGGAGAATCTGGGCCACCGCCACCTGCGGGGAGCGGGACCCAGAGGTC  
TCAAGGCCCGGCTGAGCTTTTCTGCAAATTGGTGGGCGGCCCGCTGCACAGGGCAGCGGCCACACCA  
TCCAGGGCCAGTTCTGTGACTACTGCAATTCTGAGGATCCAGGAAGGCACATCCAGCCAGCCATGCAAT  
TGATGGATCGGAACGGTGGTGGCAAAGCCACCTCTCTCCTCCGGCACACAGTACAATCAAGTCAACCTC  
ACCTTGGATCTGGGTGAGCTCTTCCATGTGGCTTATATCTTAATCAAATTTGCAAACCTCTCCCGCCCTG  
ATCTTTGGATCCTGAAAGATCTGTAGACTTTGGAAGCACCTACTCACCATGGCAGTATTTTGCTCATT  
TAGAAGAGATTGTGTAGAACAGTTTGGCAAGAAGCAAACATGGCAATTACCCAGGACGACCAGATGCTC  
TGTGTACGGAGTATCCCGTATCGTGCCTCTGAAAAATGGCGAGATTGTTGTATCCTTGATAAAATGGTC  
GTCCAGGTGAAAAAGTTTGTCTTCTGACACTCTGAGGGAGTTTACTAAGGCAACAACACTCCGCTT  
GCGGTTTTCTGCAACCAACACCCTCCTCGGCATCTTATTTCCAAGGCAGAGCGAGACCCCACTGTCACG  
CGCCGGTATTATTACAGCATAAAGGATATCAGTGTGGTGGGCGGTGTGTTTGCAACGGCCATGCGGAGG  
CGTGCAGTGTGACAACCCTGAAAAGCAGTTCCGATGCGAATGCCAGCACCATACTGTGGAGACACGTG  
TAACCGTGTGTGAGGTTACAATCAGAGGCGCTGGCAGCCTGCTGGTCCAGGAGCAGCACAATGAGTGT  
GAAGCCTGCAACTGCCATGGCATGCTGTGGACTGCTACTATGACCCAGACGTGGAGCACCAGCAGGCGA  
GCTTGAACAGCAAAGGCTCTACGAGGTGGAGGGTCTGCATCAACTGTGACACAACACTGCAGGCGT  
GAACTGTGAAAAGTGTGCAAGGGTACTTCCGCCCCATGGAGTCCGGTGGATGCACTGCATGGATGC  
ATCCCTTGCACTGTGACCCAGAACGCGCAGATGACTGTGACCAGGGCTCAGGCCACTGCCATTGTAAGC  
CAAATTTCTCCGAGACTACTGTGAGACGTGTGCAGATGGTACTATAATTTTCCATTTTGCTTGAGAAT  
TCCAGTCTTTCCAACACTCACTCCAAGTCCAGAAGATCCAGTGGCTGGCAATATAAAAGGGTGTGACTGT  
AAGTGGAAAGGTGTTCTCCAGAGATATGTGACGATCGTGGCAGGTGCCTGTGCCCCCTGGGGTTGAGG



[View online »](#)

GTCCCCAGTGTGACTCCTGCCGCTCGGGCTCCTATTCATTTCCCATATGCCAAGCTTGCCAGTGTTCGAC  
 GATTGGATCCTATCCAGTGCCCTGTGACCCGGGAATGGCCAGTGTGACTGCCTGCCTGGAATTACCGGG  
 AGGCAGTGTGACAGGTGTCTCTCGGGAGCCTATGACTTTCCATACTGCCAAGGTCGGCAGTGTTCGAC  
 ATCCAGCTGGGACCCCTTGACTCCAGCCTGGGTTATTGTGACTGCAAGCAGCATGTTGCAAGTCTACATG  
 TAGTGTCTGCAAACCATTATATTGGAATCTGGCCAAAGAAAACCCCGTGGATGCTCAGAGTGCCAGTGC  
 CATGAAGCAGGGACATTGAGTGGAAATGGAGAGTGTGGCAGGAGGACGGTGACTGTAGCTGCAAAGCCC  
 ATGTAACCTGGTGTGCTGCGACACCTGTGAAGATGGGTTTTCTCTTTGGAGAAGAGCAATTACTTTGG  
 CTGTCAAGGGTGTGACTGTGACATTGGTGGAGCACTACCACCATGTGTAGTGGGCCCTCGGGAGTATGC  
 CAGTGCAGAGAGCACGTGGAGGGGAAACAGTGCCAGAGGCCTGAAAATACTACTACTTCCCGGATTTCG  
 ACCACATGAAGTATGAGGTGCAAGATGGCACTGGACCTAATGGAAGAAACCTGCGGTTTGGATTGATCC  
 CCTGGTATTCCTGAGTTAGCTGGAGAGGATATGCTCCAATGACCTCAGTCCAGAATGAAGTAAGGGTG  
 AGATTGTCTGTGAGGCAGTCCAGCCTCTCCTTGTCCGCATCGTTCTGAGATACATCAGTCTGGAACGG  
 AAGCCATATCCGGCCGAATCACTCTTACTCATCGCAGGAGATTCCGATGCTTTGCAAAGCAGAAAAAT  
 CACCTTCCCGGAGTAAAGAGCCAGCCTTTGTACAGTCCCTGGGAATGGCTTTGCAGGCCCATCTCC  
 ATCACACCTGGGACGTGGATTGCTTGCATCCAGGTGGAAGGAGTCTTCTGGACTACCTGGTGTCTGCTC  
 CAGGGACTACTATGAAGCATTACCCTGCAAGTGCCAGTCCAGAGCCATGTGCCACACAGGATCTCC  
 CCAGGACAACCTGTTTGTACCAGCATTACCCTGACTGCATTCTCCTGTACCCTGGCTTGTGAGGCC  
 AGACACTTCTGTGATGGAGAGCTGAGACCTTGGCAATGAGGCAGCCACACCCACACACCCAGCCA  
 TGGTGGACCTCAGCGGGAGAGAGGTAGAAGTGCAGCTTCGTCTGCGGGTCCCACAGGTGGCCACTACGT  
 GGTCTGTGAGTATGCCACGGAGGTGGAGCAGCTTTTTGTGGTGGACGTGAATCTGAAGAGCTCAGGG  
 TCTGCCTTGGCAGGCCAGGTGAACATATACAGTGAAGTACAGCATCCCGTGCAGGAGTGTGGTATTG  
 ACAGCCTGAGTCGCACGGCTGTACATGAGCTGTTGGCAGATGCAGACATTCAGCTCAAGCCGCACATGCC  
 CCATTTCTTTGTATCACATTTGATTATACCAGCTGAAGAATCTCAACTGAATATTTGAGACCTCAA  
 CTCCTCACTGCAATTGCCAGCTACAGGCAGCATGCTAATCCAAGTGCTTCTGTGTCTCCCTGGCCATGAAA  
 CTCTCCAACAGCCTCAATTTGGATGCTACAAGTAGGGCCTTTCTCTGCCCTACCTCATGAGCCTTC  
 CTCTCTGCAGATGGAGTACTCTGAAGGCACCACAGAGTCAAGTGACCTGAAAGGACTCATACCACAC  
 CTGGGCCGACACGCTTTTGTATCCATTTTATCAAGCAGAGCACCAGGGTTTCCCACTGAGGTGATTG  
 TGAATGGAGGAAGACAGTGGTCCAGTTCCTTCTTGCCTCCTTGTCCCCTTACTTGGCTGCCGGGA  
 CCAGGTGATCTGTATGGCCAAGTGGAGTTGACATCTCTGAAGCAGAGGTAGTGTGACAGTGAAGATT  
 CCAGATGGAAGTCCTTAACATTGGTCCGGTTCTAGTGGTACCTGCAGAGAATTACGACTACCAAATTC  
 TTCACAAAACAACAGTGGACAAGTCCCGAGTTCATCAGCAGTGTGGAGGAGACAGCTTTTATATTGA  
 TCCCCAGGCAGCCTCTGATTCTGTAAGAATTCTGCAAGTCCCTGGTAGCCTTTTACCATAACGGTGCC  
 ATACCCTGTGAGTGCACCCCTGTGGGACTGCCGGCCACCCTGTAGTCCCTGAGGGTGGGACGTGCCCTT  
 GCCGGCCCAATGTATCGGGAGGCAGTGCAGCCCTGTGCGACAGGCTACTATGGATTCCCATACTGCAA  
 GCCTTGTAAATGTGGCAGACGCCTTTGTGAAGAGGTGACAGGGAAGTGTCTCTGCCACCCACACAGTC  
 AGGCCTCAGTGTGAGGTCTGTGAGATGAATTCCTTCAACTTTCACCCTGTGGCTGGCTGTGACGTCTGCA  
 ACTGCTCCAGGAAGGGCACCATTGAGGCGGCCGTCTGTAGTGTGACAGGGACAGCGGCAGTGCAGGTG  
 CAAGCCTAGAGTACAGGGCAGCAGTGTGACAAGTGTGCTCCTGGCTTCTACCAGTTCCTGAGTGTGTC  
 CCTGCACTGTAAACAGAGATGGGACTGAGCCAGCGTATGTGACCCAGAGACTGGGGCTTCATGTGCA  
 AGGAAAAATGAGAGGGCCCAATGTCAACTGTGTCGAGAAGGATCATTCTACCTGGACCAACAAACCC  
 AAAGGGTGTACCAAGTCTTCTGTTTTGGAGTGAATACTGACTGTGAGATTTCGATAAGCAACAGAGT  
 AAGTTTGTAGACATGATGGGCTGGCGTCTGGAGACAGCAGATGGAGTTGATGTCCCTGTGCTTCAACC  
 CTGGCAGCAACAGCATGGTGGCAGATCTGCAGGAGCTGCCACCCTCAGTTCACAGTGCATCCTGGGTGGC  
 ACCTCCATCCTACCTAGGTGATAAGGTATCATCGTACGGCGGCTACCTCACCTACCAGCCAAGTCTTT  
 GGCTTACCTGGAGATATGGTTCTTCTGGAAAGCAGCCAGATGTGACGCTCACTGGTCAACACATGTCCC  
 TCATCCATAAGGAACCCAGCGACCCACGGCCAGACAGGCTGCATCAGGAAGAGTGAAGTATTGAGGG  
 AAACCTCAGACACGAAGGCAGCAGTGGCCAGTGTCCCGGAGGAGCTGATGACTGTGCTGTCCAGACTG  
 GAAAGACTCCACATCCGGGGCCTCCATTTACCGAGACACAGCGGCTCACCTGGGTGAGGTAGGGCTGG  
 AGGAGGCCTGTGACACGGGAAGCGGACCCAGGGCTCATCTTGTGGAGATGTGTGCCTGCCCCCTGACTA  
 CACAGGTGACTCATGCCAGGTTGTGCGCCTGGATACTATTGGGACAACAAAAGCTTACCTGTAGGAAGG  
 TGTGTTCCCTGCAATTGCAACGGACATTCAAATAGATGCCAGGATGGCTCCGGGATATGCATTAAGTGT  
 AGCACAACACAGCTGGGAGCACTGTGAGCGTTGCCAAGCAGGTCACTATGGAATGCCATCCACGGATC

TTGTAGGGTCTGCCCTGCCCTCATACCAACAGTTTTGCCACCGCTGTGCTGTGGATGGTGGAGCTGTG  
 AGGTGTGCTGCAAACCCGGATACACAGGAACACAGTGTGAGAGGTGTGCACCAGGATATTTTGGGAACC  
 CCCAGAAATTTGGAGGTAGCTGCCAGCCATGCAATTGTAACAGCAATGGCCAGTTAGGTCCTTGGCAGCC  
 CCTAACTGGAGACTGTGTAACCAAGAACCCTAAAGATGGCAGCCCTGCAGAAATGTGATGACTGCGAC  
 AGCTGTGTGATGACGCTCTTAAATGACTTGGCCTCCATGGGTGAGGAACCTCCGCTGGTGAAGTCAAAGC  
 TGCAGGGGCTGAGTGTGAGCACGGGTGCTCTGGAACAGATCCGGCACATGGAGACGCAGGCCAAGGACCT  
 GAGGAACCAGCTGCTTGGCTTCCGTTCTGCCACCTCAAGTCATGGGTCCAAAATGGATGACCTGGAAAAA  
 GAGCTGAGTCATTTGAACCGGAATTTGAAACTCTGCAAGAAAAGGCACAGGTCAATTCAGAAAAAGCAC  
 AAACATTATATAACAACATTGATCAGACAAATCCAAAGTGCCAAAGAACTGGACATGAAGATTAACAAAT  
 CGTTTCAAGATGTGCACATTCTCCTGAAGCAGATGGCGAGGCCAGGTGGAGAAGGCACGGACTTGCCAGTG  
 GGTGACTGGTCCAGGGAGCTGGCCGAAGCTCAACGCATGATGCGAGACCTGCGAAGCCGAGACTTTAAAA  
 AGCACCTCCAAGAAGCAGAGGCCGAGAAAAATGGAAGCCAGCTCTTACTGCACCGGATCAGGACCTGGCT  
 GGAATCCCACCAGGTGGAGAACAACGGACTGCTAAAGAATATTCGGGACTCCTTAAATGATTATGAAGAC  
 AAACCTCAGGACCTACGTTCCATCCTCCAGGAGGCAGCTGCCAGCAAAGCAGGCCACTGGCATCAACC  
 ATGAAAAATGAGGGGGTTCTCGGAGCCATCCAGAGACAAAATGAAAGAAATGGATTCCCTGAAGAATGACTT  
 CACCAAGTACCTGGCCACAGCCGACTCTCCCTGCTGCAGACCAACAATCTACTGCAGCAGATGGACAAA  
 AGCCAGAAGGAATATGAAAGCTTAGCTGCTGCTTAAATGGAGCAAGACAGGAACCTGAGTACAGAGTGC  
 GAGAACTGTCCAGATCGGGTGGCAAAGCACCGCTGGTGGTGGAGGCAGAGAAGCATGCACAGTCTTTACA  
 GGAGCTGGCAAAGCAGCTGGAAGAGATAAAGAGAAAACACCAGCGGGGATGAGCTGGTGCCTTGTGCTGTG  
 GATGCTGCCACGGCCTATGAGAACATCCTCAATGCCATCAGAGCAGCAGAGGATGCAGCCAGCAAGGCCA  
 CCAGTGCCTCAAAGTCTGCCTTCCAAACAGTGATAAAGGAAGACCTTCCAAAAGAGCTAAGACCCTGAG  
 TTCTGACAGCGAGGAACGTGTTAAATGAAGCCAAGATGACACAGAAAAGGCTACAGCAAGTCAAGTCCAGCT  
 TCAACAGCCTACAACAACCCCTGAAGACTGTATCAGTTTCAAGAGACCTGCTAGATGCCAACCTCACTG  
 TTGCCCGTGTGATCTTCAATGGGATACAGAGAGGTGATATCGACAGTGTGGTGTGCGGTGCAAGAGCAT  
 GGTGAGGGAAGCCAACGGAATAACAAGCAGGCTCCTGGACGGGCTCAACCCCATCCAGACAGATTTGGGA  
 AGGATTAAGGACAGCTATGAGAGCGCACGGCGTGAAGACTTCAAGCAAGGCTCTGGTGCATGCCAATAACT  
 CAGTAAAGAAATTAACCAGGAAGTTGCCTGATCTTTTTATCAAGATTGAAAGTATCAACCAACAGTTGCT  
 GCCCTGGGGAACATCTCTGACAATGTGGACCGAATCCGAGAACTCATTAGCAGGCCAGAGATGCTGCA  
 AACAGGTTGCAATTCATGAGGTTCAATGGTAAATCTGGTGTGCAAGTCCGACTGCCGAATGACCTAG  
 AAGATTTAAAAGGATACACATCTCTGTCTTTGTTTCTCCAAAGACCTGACTTGCAGAGAACGGAGGCAC  
 TGAGGATATGTTTGAATGTACCTTGGGAATAAGGATGCCTCCAAGGACTACATTGGCATGGCGTTGTA  
 GATGGCCAGCTGACATGTGTGTACAACCTGGGGGACCGAGAGGCTGAAGTTCAGATAGACCAGGTCTCTGA  
 CCGAGAGTGAAGTCTCAGGAGGCAGTTATGGACCGGTGAAGTTCAGAGGATATATCAATTTGCCAAGCT  
 TAATTACACCAAAGAAGCCACATCTACTAAACCCAAAGCCCTGGGGTCTATGACATGGAGAGCGCCAGT  
 AGCAACACACTCCTTAATTTGGATCCTGAGAAATGCAGTATTTTACGTCGGCGGTTATCCACTGGTTTTG  
 AGCTTCCACGCAGACTGCGGTTCCCTCCATACAAGGCTGTATCGAACTAGATGACCTCAACGAAAAAGCT  
 TCTAAGCTTGTACAATTTCAAGACAACCTTCAATCTCAATACCACTGAAGTAGAGCCTTGTAGGAGGAGA  
 AAGGAAGAGTCCGACAAAAATTAATTTGAAGGCACAGGCTATGCTCGAATTCCTACCCAGCCAAATGCTC  
 CCTTCCAAACTTCATGCAGACCATCCAACCTACTGTGGACAGAGTCTACTGTTCTTCCGAGAAAAACCA  
 GGATAAATTCATATCTCTGAATATAGAAGACGGCAATCTCATGGTAAAATACAACCTAAATTCAGAGCCA  
 CCCAAAGAGAAAGGAATTCGAGACACCATCAACAACGGGAGAGATCACATGATTTTAATCTCAATTTGAA  
 AATCACAAAAGCGGATGTTGATAAATATGAATAAACATAGTATAATAATTGAAGGGGAAATATTTGATTT  
 CAGCACATATTACTTGGGAGGAATTCCAATTGCAATCAGAGAAAGGTTTAAACATCTCAACGCCTGCTTTC  
 CAAGGCTGCATGAAGAATCTGAAGAAAACAGTGGGGTGTGAGGTTGAACGATACAGTGGGTGTGACCA  
 AAAAGTGTCTCAGAAGACTGGAAGCTTGTGCGAACCCTCGTTCTCCAGAGGAGGACAGATGAGTTTAC  
 AAACCTGGATGTGCCCTCACTTGACCGCTCCAGCTCTCCTTTGGGTTCCAGACCTTCAACCCAGCGGT  
 AACTACTAAACCATCAGACACGGACAAGTAGCCTACTGGTACCCTGGAAGATGGTCATATTGCGTTGTA  
 GCACCAGGGACAGCAGCAGCCGATTTTCAAGTCTCCAGGGACCTACATGGATGTTTACTGCATCATGT  
 ATCTGTAATAAGCGACACCTCAGGCCTGCGCCTTCTCATCGATGACCAGTTCTGAGAAGAAACCAAAGG  
 CTCGCTAGCTTCTAATGCCAGCAGTCGCTCAGCATGGGAGGCGGTTATTTGAGGGTTGATACAGCA  
 ACGTTTTTGTCCAAAGGATGTCACAGAGTCCAGAAGTCTGGATATGGCCAGCAAGTCTACTAAGAGGGA  
 TGCATTCTAGGAGGCTGCAGTTTAAACAAGCCACCTTTTCTTATGTTGTTTAAAGAGTCCCAAGGGATT

AACAAGGCCCGGAGTTTCAATGTCAATCAGCTGTTGCAAGATGCACCTCAGGCTGCAAGGAGCATAGAGG  
 CTTGGCAAGATGGGAAGTCTGCCTACCACCTCTGAACACCAAGGCCACTCACAGAGCCCTGCAGTTTGG  
 GGACAGTCTACCAGCCACTTGCTATTCAAGCTTCCCCAGGAGCTGCTGAAACCCAGGTTACAGTTTTCT  
 TTGGACATACAGACAACCTCCTCCAGAGGGCTAGTGTTCACACAGGCACCAGGGACTCCTTTGTGGCTC  
 TCTATCTCTCAGAAGGCCATGTCATCTTTGCCTTGGGGCAGGAGGGAAGAACTGAGACTCAGAAGCAA  
 AGAGAGATACCACGATGGGAAGTGGCACTCGGTGGTGTTTGACTGAGTGAAGAAGGAGCACCTGGTG  
 GTGGATGGGCTGAGGGCCAGGAAGGCAGTTTGCCTGGAACCTACCATCAGCCCCAGAGAACAGGTTT  
 ACCTGGGGTTGTACCATCAAGAAAGTCAAAGAGCCTCCCCAGCACAGTTTTGTGGGGTGTCTGAGGAA  
 CTTCCAGTTGACTCAAAACCCCTGGATTCCCCTCTGCGAGGTCTGGGGTATCTCCCTGCTTAGGTGGC  
 TCTTTGGAGAAAGGCATTTATTTCTCCAAGGAGGAGGTCACGTGGTCTAGCCAATTCGTGCTCTGG  
 AGCCAGCACTTACGCTACTCTCAGCATTGCCCCACGAAGTCTCACCGGGTCTTGATCCACATCGCAAG  
 TCAATCTGGAGAGCACTTAAGTGTCTACATGGAGGCAGGGAAGGTCACGACCTCTATGAACAGTGGGCA  
 GGTGGGACCGTGACATCAATTACACCGAAGAGATCTCTGTGTGATGGACAATGGCACTCGGTGACAGTCT  
 CCATTAACAGCACACTCTGCATCTGGAAGTGGATACAGACAATAGCTACACAGCTGGGCAGCTTTCCTT  
 CCCACCGAACAGCACCCGAGGCTACTACACATTGGAGGCGTCCCAGACAATTGAAAATGCTTACTCT  
 CCTGTGTGGAACCATTTTTTGGCTGTCTGAAGAATATCAAGTAAACCACATCCCTGTCCCATCACAG  
 AAGCCACCGATGTCCAAGTT

ACGCGTACGCGGCCGCTCGAGCAGAACTCATCTCAGAAGAGGATCTGGCAGCAATGATATCCTGGATT  
 ACAAGGATGACGACGATAAGGTTTAA

**Protein Sequence:**

>MR216474 representing NM\_010680

Red=Cloning site Green=Tags(s)

MAVALGRAPRSLPLLLLLLLLLLLRMSPSWSVVGQDHPMSSRSLHPPYFNLAQAARIWATATCGERDPEV  
 SRPRPELFCKLVGGPAAQSGSHTIQGQFCDYCNSEDSRKAHPASHAIDGSERWWQSPPLSSGTQYNQVNL  
 TLDLGLQFHVAYILIKFANSRDLWILERSVDFGSTYSPWQYFAHSRRDCVEQFGQEANMAITQDDQML  
 CVTEYSRIVPLENGEIVVSLINGRPGAKKFAFSDTLREFTKATNIRLRFRLRNTLLGHLISKAERDPTVT  
 RRYYYYSIKDISVGGRCVNGHAEACSADNPEKQFRCECQHHTCGDTCNRCACAGYNQRWQVPEQHNEC  
 EACNCHGHAVDCYYDPDVEHQASLNSKGVYAGGVCINCQHNTAGVNECKCAKGYFRPHGVPVDALHGC  
 IPCSCDPERADDQGSCHCKPNFSGDYCETCADGYNFPFLRIPVFPNYTPSPEDPVAGNIKGCDC  
 NLEGLVPEICDDRGRCLCRPGVEGPQDCSCRSGYSFPICQACQCSITGSYPVPCDPGNGQCDLPGITG  
 RQCDRCLSGAYDFPYCQGSVCHPAGTLDSSLGYCQCKQHVASPTCSVCKPLYWNLAKENPRGCSECQC  
 HEAGTLSGIGECQEDGDCSCKAHVTGDACDTCEDGFFSLEKSNYFGCQGCQCDIGGALTTMCSGSPGVC  
 QCREHVEGKQCQRPENNYFPDLHMKYEVEDGTGPNRNLRFQFDPLVFPEFSWRGYAPMTSVQNEVRV  
 RLSVRQSSLFRIVLRYISPGTEAISGRITLYSSQGSDALQSRKITFPPSKEPAFVTVPGNGFAGPFS  
 ITPGTWIAIQVEGVLDDYLVLPRDYEAFTLQVPVTEPCAHTGSPQDNCLLYQHLPLTAFSCTLACEA  
 RHFLLDGELRPLAMRQPTPTHPAMVDL SGREVELQLRLVVPQVGHYVLLLEYATEVEQLFVVDVNLKSSG  
 SALAGQVNIYSCKYSIPCRSVVIDSLSRTAVHELLADADQLKAHMAHFLLYHICII PAEEFSTEYLRPQ  
 VHICIASYRQHANPSASCVSLAHETPPTASILDATSRGLFSALPHEPSSPADGVTLKAPQSQVTLKGLIPH  
 LGRHVFVIFHYQAEHPGFTEVI VNGGRQWSGFLASFPHLLGCRDQVSDGQVEFDISEAEVAVTVKI  
 PDGKSLTLVRVLVPAENYDYQILHKTVDKSSEFISSCGGDSFYIDPQAASGFCKNSARSLVAFYHNGA  
 IPCECDPAGTAGHHCSPEGGQPCRPNVIGRQCSRCATGYYGFPYCKPCNCRRLCEEVTGKCLCPHTV  
 RPQCEVCEMNSFNHFPVAGDCVNCNRKGTIEAAVSECDRDSGQCRCKPRVTGQQCDKCAPGFYQFPECV  
 PCSCNRDGTETSPVCDPETGACMCKENVEGPQCQLCREGSFYLDPTNPKGCTKCFVNTDCQSSHKQRA  
 KFVDMGWRLLETADGVDVPVSNFNPGSNSMVDLQELPPSVHSASWVAPPVSYLGDVSSYGGYLTYHAKSF  
 GLPGDMVLLGKQPDVQLTGQHMSLIHKEPSDPRDRLHHGRVQVIEGNFRHEGSSAPVSRREELMTVLSRL  
 ERLHIRGLHFTETQRLTLGEVGLLEEASDTGSGPRAHLVEMCACPPDYTDGSCQGCPRGYWDNKSLPVGR  
 CVPCNCSNRCQDGSIGINCQHNTAGEHCERCQAGHYGNAIHGSCRVCPCPHTNSFATGCAVDGGAV  
 RCACKPGYGTQCERCAPGYFGNPQKFGGSCQPCNCSNGLGPCDPLTGDCVNEQPKDGSPEAECDDCD  
 SCVMTLLNDLASMGEELRLVKSLLQGLSVSTGALEQIRHMETQAKDLRNQLLGFRSATSSHGSKMDDLEK  
 ELSHLNREFETLQEKAQVNSRKAQTLYNNIDQTIQSAKELDMKIKNIVQNVHILLKQMARPGGEGTDLV  
 GDWSRELAEAQRMMRDLRSRDFKKHLQEAEAEMEQLLLHRI RTWLESHQVENGLLKNIRDSLNDYED

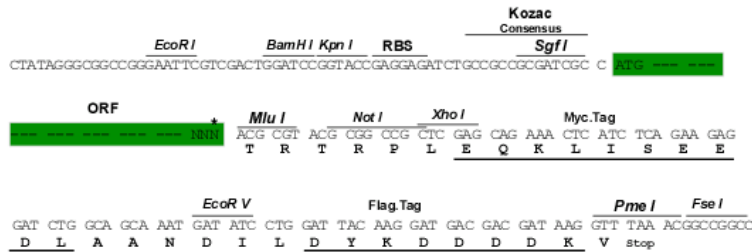
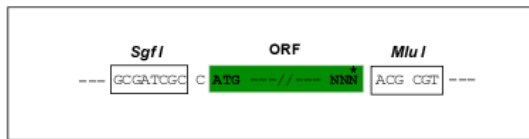
KLQDLRSILQEAAAQAKQATGINHENEGVLGAIQRQMKEMDSLKNDFTKYLATADSSLLQTNNLLQQMDK  
 SQKEYESLAAALNGARQELSDRVRELSRSGGKAPLVVEAEKHAQSLQELAKQLEEIKRNTSGDELVRCVA  
 DAATAYENILNAIRAAEDAASKATSASKSAFQTVIKEDLPKRAKTLSSDSEELLNEAKMTQKRLQQVSPA  
 LNSLQQTLKTVSVQKDLLDANLTVARDDLHGIQRGDIDSVVIGAKSMVREANGITSEVL DGLNPIQTDLG  
 RIKDSYESARREDFSKALVDANNSVKKLTRKLPDLFIKIESINQQLPLGNISDNVDRIELIQQARDA  
 NKVAIPMRFNKSGVEVRLPNLLEDLKGYTSLSLFLQRPDLRENGGTEDMFVMYLGNKDASKDYIGMAVV  
 DGQLTCVYNLGDREAQVQIDQVLTESQEAVMDRVKFQRIYQFAKLNNTKEATSTKPKAPGVYDMESAS  
 SNTLLNLDPENAVFYVGGYPPGFELPRRLRFPYKGCIELDDL NENVLSLYNFKTTFNLNTTEVEPCRRR  
 KEESDKNYFEGTGYARIPTQPNAPFPNFMTIQTTVDRGLLFFAENQDNFISLNIEDGNLMVKYKLNSE  
 PKEKGIRD TINNRDHMILISIGKSQKRLINMNKHSIIIEGEIFDFSTYYLGGIPIAIRERFNISTPAF  
 QGCMKLNKKTSGVRLNDTVGVTKKCEDWKLVRTASFSRGGQMSFTNLDPVSLDRFQLSFGFQTFQPSG  
 TLLNHQTRTSSLLVTLEDGHIALSTRDSSSPIFKSPGTMDGLLHHVVISDTSGLRLLIDDQVLRNRQ  
 LASFSNAQQSLMGGGYFEGCISNVFVQRMSQSPEVLDMASKSTKRDAFLGGCSLNKPPFLMLFKSPKGF  
 NKARSFNVNQLLQDAPQAARSIEAWQDGK SCLPPLNTKATHRALQFGDSPTSHLLFKLPQELLKPRLQFS  
 LDIQTSSRGLVFHTGTRDSFVALYLSEGHVIFALGAGGKLRLSKERYHDGKWHVSVVFLSGRKHVHLV  
 VDGLRAQEGSLPGNSTISPREQVYVGLSPSRKSKSLPQHSFVGCLRNFLQDSKPLDPSARSGVSPCLGG  
 SLEKGIYFSQGGGHVLANSVSLEPALTLTISRPRSLTGVLIHIASQSGEHL SVYMEAGKVTTSMNSEA  
 GGTVTSITPKRSLCDGQWHSVTYSIKQHTLHLELDTDNSYTAGQLSFPNSTRGSLHIGGVDPDKMLTL  
 PVWNSFFGCLKNIQVNHIPVPITEATDVQG

TRTRPLEQKLISEEDLAANDILDYKDDDDKV

Restriction Sites:  
 Cloning Scheme:

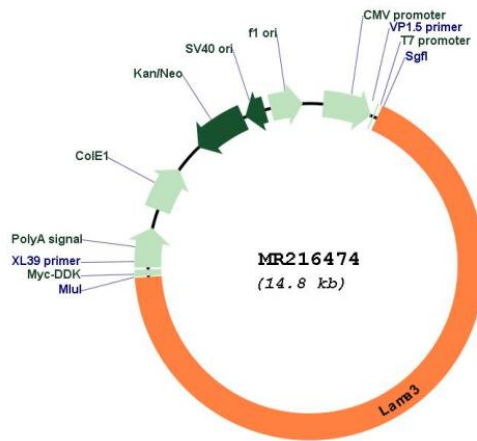
SgfI-MluI

Cloning sites used for ORF Shuttling:



\* The last codon before the Stop codon of the ORF

Plasmid Map:



ACCN: NM\_010680

ORF Size: 9961 bp

OTI Disclaimer: The molecular sequence of this clone aligns with the gene accession number as a point of reference only. However, individual transcript sequences of the same gene can differ through naturally occurring variations (e.g. polymorphisms), each with its own valid existence. This clone is substantially in agreement with the reference, but a complete review of all prevailing variants is recommended prior to use. [More info](#)

OTI Annotation: This clone was engineered to express the complete ORF with an expression tag. Expression varies depending on the nature of the gene.

Components: The ORF clone is ion-exchange column purified and shipped in a 2D barcoded Matrix tube containing 10ug of transfection-ready, dried plasmid DNA (reconstitute with 100 ul of water).

<b>Reconstitution Method:</b>	<ol style="list-style-type: none"><li>1. Centrifuge at 5,000xg for 5min.</li><li>2. Carefully open the tube and add 100ul of sterile water to dissolve the DNA.</li><li>3. Close the tube and incubate for 10 minutes at room temperature.</li><li>4. Briefly vortex the tube and then do a quick spin (less than 5000xg) to concentrate the liquid at the bottom.</li><li>5. Store the suspended plasmid at -20°C. The DNA is stable for at least one year from date of shipping when stored at -20°C.</li></ol>
<b>RefSeq Size:</b>	10343 bp
<b>RefSeq ORF:</b>	9993 bp
<b>Locus ID:</b>	16774
<b>UniProt ID:</b>	<a href="#">Q61789</a>
<b>Cytogenetics:</b>	18 6.2 cM
<b>MW:</b>	366.7 kDa
<b>Gene Summary:</b>	Binding to cells via a high affinity receptor, laminin is thought to mediate the attachment, migration and organization of cells into tissues during embryonic development by interacting with other extracellular matrix components.[UniProtKB/Swiss-Prot Function]