

Product datasheet for **MR215801**

Snrpf (NM_027246) Mouse Tagged ORF Clone

Product data:

Product Type: Expression Plasmids
Product Name: Snrpf (NM_027246) Mouse Tagged ORF Clone
Tag: Myc-DDK
Symbol: Snrpf
Synonyms: 2010013O18Rik; sm-F; SMF; snRNP-F
Mammalian Cell Selection: Neomycin
Vector: pCMV6-Entry (PS100001)
E. coli Selection: Kanamycin (25 ug/mL)
ORF Nucleotide Sequence: >MR215801 representing NM_027246
Red=Cloning site Blue=ORF Green=Tags(s)

TTTTGTAATACGACTCACTATAGGGCGGCCGGAATTCGTCGACTGGATCCGGTACCGAGGAGATCTGCC
GCC**CGATCGCC**

ATGAGTCTACCCCTCAACCCCAAGCCCTTTCTCAATGGGCTGACAGGGAAGCCAGTGATGGTGAACTTA
AGTGGGGCATGGAGTACAAGGGCTACCTGGTCTCCGTGGATGGCTACATGAACATGCAGCTTGCAAATAC
AGAAGAGTACATAGATGGGGCGCTGTCTGGACATCTGGGCGAAGTTCTAATAAGGTGTAATAATGTCCTC
TACATCAGAGGCGTTGAAGAAGAAGAGGAAGATGGGGAATGAGAGAA

ACGCGTACGCGGCCGCTCGAGCAGAAACTCATCTCAGAAGAGGATCTGGCAGCAAATGATATCCTGGATT
ACAAGGATGACGACGATAAGGTTTAA

Chromatograms: https://cdn.origene.com/chromatograms/mm9052_b12.zip

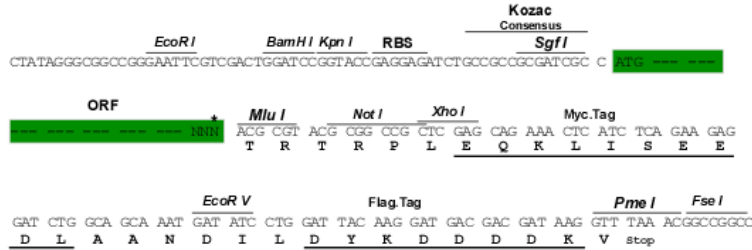
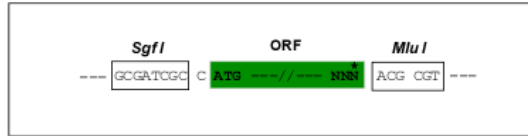
Restriction Sites: Sgfl-Mlul



[View online »](#)

Cloning Scheme:

Cloning sites used for ORF Shutting:



* The last codon before the Stop codon of the ORF

ACCN: NM_027246

ORF Size: 258 bp

OTI Disclaimer: The molecular sequence of this clone aligns with the gene accession number as a point of reference only. However, individual transcript sequences of the same gene can differ through naturally occurring variations (e.g. polymorphisms), each with its own valid existence. This clone is substantially in agreement with the reference, but a complete review of all prevailing variants is recommended prior to use. [More info](#)

OTI Annotation: This clone was engineered to express the complete ORF with an expression tag. Expression varies depending on the nature of the gene.

Components: The ORF clone is ion-exchange column purified and shipped in a 2D barcoded Matrix tube containing 10ug of transfection-ready, dried plasmid DNA (reconstitute with 100 ul of water).

Reconstitution Method:

1. Centrifuge at 5,000xg for 5min.
2. Carefully open the tube and add 100ul of sterile water to dissolve the DNA.
3. Close the tube and incubate for 10 minutes at room temperature.
4. Briefly vortex the tube and then do a quick spin (less than 5000xg) to concentrate the liquid at the bottom.
5. Store the suspended plasmid at -20°C. The DNA is stable for at least one year from date of shipping when stored at -20°C.

RefSeq: [NM_027246.1](#), [NP_081522.1](#)

RefSeq Size: 869 bp

RefSeq ORF: 261 bp

Locus ID: 69878

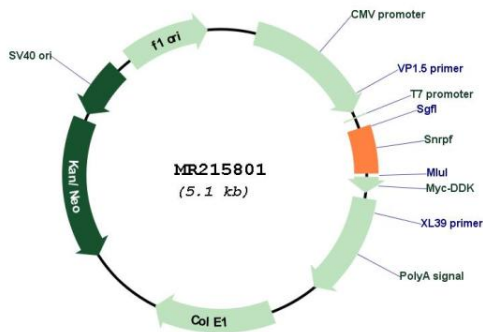
UniProt ID: [P62307](#)

Cytogenetics: 10 C2

MW: 10.2 kDa

Gene Summary: Plays role in pre-mRNA splicing as core component of the SMN-Sm complex that mediates spliceosomal snRNP assembly and as component of the spliceosomal U1, U2, U4 and U5 small nuclear ribonucleoproteins (snRNPs), the building blocks of the spliceosome. Component of both the pre-catalytic spliceosome B complex and activated spliceosome C complexes. Is also a component of the minor U12 spliceosome. As part of the U7 snRNP it is involved in histone 3'-end processing.[UniProtKB/Swiss-Prot Function]

Product images:



Circular map for MR215801