

Product datasheet for **MR215721**

Cnnm4 (NM_033570) Mouse Tagged ORF Clone

Product data:

Product Type:	Expression Plasmids
Product Name:	Cnnm4 (NM_033570) Mouse Tagged ORF Clone
Tag:	Myc-DDK
Symbol:	Cnnm4
Synonyms:	5430430O18Rik; Acdp4
Mammalian Cell Selection:	Neomycin
Vector:	pCMV6-Entry (PS100001)
E. coli Selection:	Kanamycin (25 ug/mL)



[View online »](#)

ORF Nucleotide Sequence:

>MR215721 representing NM_033570
 Red=Cloning site Blue=ORF Green=Tags(s)

TTTTGTAATACGACTCACTATAGGGCGGCCGGGAATTCGTGACTGGATCCGGTACCGAGGAGATCTGCC
 GCC**CGGATCGCC**

ATGGCGCCGGGGGGCGGGGGCGGGCGGGACGGCTGGCCGGCCGAGGGCGCCTCCTCTGGCTGCGC
 TGCTGCTGCTATGGACGCGGGCGGCCAGCGGCCAGAGCAGCCCCAGCAGAGCGTGATCCTAGGCATGAG
 GCTAGCGAGCTGCAACAAGTCGTGCGGGATGAACCCGGATGGCATCATCTTCGTGTCGAGGGCAGCAGC
 GTGAACCTGAGGCTCTATGGCCACAGCCTGGGCGATATCTCCAGCAACCTGATCTCCTTACCGAGGTGG
 ACGACGCCGAGGCGGTCCACAACCTCCACCAACTGCCTGGAGCTACCAAGGACTTAGTGGTCCAGCGGCT
 GGTCAACGTGAGCCGCGGAACACGTGCGGGATGCTAGTGGTGATTACCAAGTTCCTGCGGAGGAGCGAG
 AACATGAAGCTGTACGCGCTGTGCACCCGGCCCGGGCCGACGGGCCCTGGACCAGATGGACGGACAAGG
 ACTCCCTGCTCTCATGGTGGAGGAGCATGGGAGGTTTCTGCCGCTTGCTGCACATCCTTCTCGTTAT
 GGTGCTGTTGGTCTGTGCGGCATCTTTCTGGCCTCAACCTGGGGCTTATGGCCCTGGACCCGATGGAG
 CTGCGCATCGTGCAAGCTGTGGAAGTGAAGGAGAGAAAGTATGCTCGCAAGATAGAGCCCATCAGGC
 GCAAGGGCAACTACCTGCTCTGCTGCTGCTCCTGGGGAACGTGCTAGTCAACACCTCCCTCACCATCCT
 TCTAGACAACCTCATCGGGTCTGGCATCATGGCAGTGGCCTCCTTACCATTGGCATTGTCATCTTTGGG
 GAGATCTTACCTCAAGCCCTGTGCTCCCGGCACGGGCTGGCTGTGGGTGCCAACACTATTGTTCTCACCA
 AAGTCTTTATGCTCCTCACTTTTCCCTTGGATTTCCCATTAGCAAACTCCTGGACTTCGTCTTAGGTCA
 GGAGATTCGCACTGTTTACAATCGGGAGAAGCTGATGGAGATGTTGAAGTGACAGAGCCCTATAATGAC
 TTGGTGAAGGAGGAGTTAAATATGATCCAGGGTCCCTGGAACCTAAGGACAAAACCTGTGGAGGATATCA
 TGACCCAGCTACACGACTGCTTCATGATCCGCACTGATGCCATTCTGGACTTCAACACCATGTCGGAGAT
 TATGGAGAGTGGCTACACTCGCATTCTGTGTTTGAAGATGAGCAATCCAATATTGTAGATATCCTGTAT
 GTCAAAGACTTGCTTTTGTGACCCGGATGACTGCACCCGCTCAAGACCATCACTCGCTTCTACAACC
 ACCCGGTACATTTTGTGTTTTCATGACACCAAGCTGGATGCCATGCTAGAGGAATTTAAGAAGGGCAAGTC
 CCACCTGGCCATCGTGCAAGGTGAACAATGAGGGCGAGGGCGACCCCTTCTACGAGGTGCTGGCCTG
 GTCACTCTGGAGGACGTCATCGAGGAGATCAAGTCCGAGATCCTCGATGAGTCGGACATGTACTG
 ATAATCGGACCCGAAACGGGTGTCCTGAAAAACAAGCGTGACTTCTCTGCCTCAAGGACACTGACAA
 TGAACCTAAAGTAAAACTCACCTCAGCTTCTTCTGGCTGCTCATCGCTTCTGGCCACAGAGGTGCC
 CAGTTTAGCCCTCTCTGATGTCAGAGAAGATCCTGCTCCGGCTGCTCAAGTACCCGACGTCATTACAGG
 AGCTCAGGTTCAATGAGCACAACAGTACTGCGTTGCGCCACTACCTGTACACCCGAAACAAGCCGGCCGA
 TTGCTTCGTCCTCATCCTGCAGGGGAAGGTGGAGGTAGAAGCAGGCAAGGAGAACATGAAGTTTGAAGC
 GGCGCCTTCTCGTACTATGGAACCATGGCACTCCTCGTGGCACCCCCAGACCCGGTCCCGACCCCTCCAA
 CTCCACTCAGCCGCTCAGCTTCCCTCAGTTACCCGGACCCCAACAGACTTGACATCCACCTCCCTGGC
 AGGCAGCAACCAGTTTGGCAGCTGCATTCTGGCCAGTATGTCTCTGACTTCAAGTGTGCGGGCGCTCAGC
 GACCTGCAGTACATTAAGATCACAAGGCAGCAGTACCAGAATGGGCTGATGGCCTCCCGCATGGACAACA
 GCCCCAGCCTACCTTCGATGGCTGTGCCACCTGCTCAGAGAACCTTATGGAGAGGCTGAGCTGCCCC
 GGTGGACGAGACCAGACTCTTCTCAATGAACGCAACTCGTTGCTGCACAGAGCCTCCGAAGAGGAAACC
 ATC

ACGCGTACGCGGCCGCTCGAGCAGAAACTCATCTCAGAAGAGGATCTGGCAGCAATGATATCCTGGATT
 ACAAGGATGACGACGATAAGGTTTAA

Protein Sequence: >MR215721 representing NM_033570
Red=Cloning site Green=Tags(s)

MAPGGGGRRDGWPARGRLLLAALLLWTRAASGQSSPQQSVILGMRLASCNKSCGMNPDGIIFVSEGST
VNLRLYGHSLGDISSNLISFTEVDDAEAVHNSTNCLELTKDLVVQRLVNVSRGNTSGMLVVITKFLRRSE
NMKLYALCTRPRADGPWTRWTDKDSLLFMVEEHGRFLPLWLHILLVMVLLVLSGIFSGNLGLMALDPME
LRIVQNCGTEKERKYARKIEPIRRKGNLYLLCSLLLGNLVNTSLTILLDNLIGSGIMAVASSTIGIVIFG
EILPQALCSRHGLAVGANTIVLTKVFMLLTFPLSFPISKLLDFVLGQEIRTVYNREKLMEMLKVTEPYND
LVKEELNMIQGALELRKTVEDIMTQLHDCFMIRSDAILDFNTMSEIMESGYTRIPVFEDEQSNIVDILY
VKDLAFVDPDDCTPLKTI TRFYNHVPVHFVFHDTKLDAMLEEFKKGKSHLAIVQKVNNEGEGDPFYEVLGL
VTLEDVIEEIIKSEILDES DMYTDNRTRKRVSVKNRDFSAFKD TDNELKVKISPQLLLAAHRFLATEVP
QFSPSLMSEKILLRLLKYPDVIQELRFNEHNRYCVRHYLYTRNKPADCFVLI LQGKVEVEAGKENMKFET
GAFSYYGTMALSVAPPDRSPALPTPLSRSASLSYPDRNTDLTSTSLAGSNQFGSCILGQYVSDFSVRALT
DLQYIKITRQQYQNL MASRMDNSPQPTFDGCATCSENFMERPELPPVDETTTLLNERN SLLHRASEEET
I

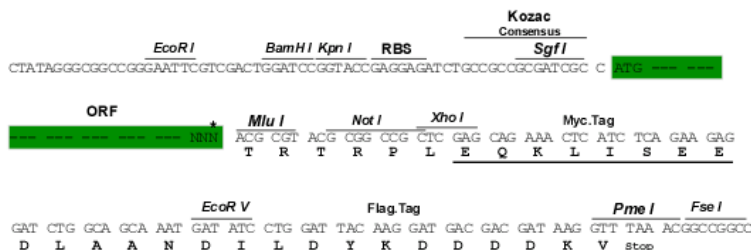
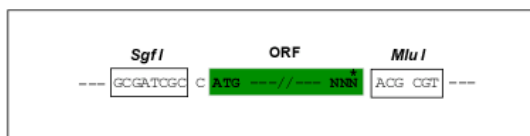
TRTRPLEQKLI SEEDLAANDILDYKDDDDKV

Chromatograms: https://cdn.origene.com/chromatograms/mm9004_b06.zip

Restriction Sites: Sgfl-Mlul

Cloning Scheme:

Cloning sites used for ORF Shuttling:



* The last codon before the Stop codon of the ORF

- ACCN:** NM_033570
- ORF Size:** 2313 bp
- OTI Disclaimer:** The molecular sequence of this clone aligns with the gene accession number as a point of reference only. However, individual transcript sequences of the same gene can differ through naturally occurring variations (e.g. polymorphisms), each with its own valid existence. This clone is substantially in agreement with the reference, but a complete review of all prevailing variants is recommended prior to use. [More info](#)
- OTI Annotation:** This clone was engineered to express the complete ORF with an expression tag. Expression varies depending on the nature of the gene.
- Components:** The ORF clone is ion-exchange column purified and shipped in a 2D barcoded Matrix tube containing 10ug of transfection-ready, dried plasmid DNA (reconstitute with 100 ul of water).

Reconstitution Method:

1. Centrifuge at 5,000xg for 5min.
2. Carefully open the tube and add 100ul of sterile water to dissolve the DNA.
3. Close the tube and incubate for 10 minutes at room temperature.
4. Briefly vortex the tube and then do a quick spin (less than 5000xg) to concentrate the liquid at the bottom.
5. Store the suspended plasmid at -20°C. The DNA is stable for at least one year from date of shipping when stored at -20°C.

RefSeq: [NM_033570.2](#), [NP_291048.2](#)

RefSeq Size: 4582 bp

RefSeq ORF: 2316 bp

Locus ID: 94220

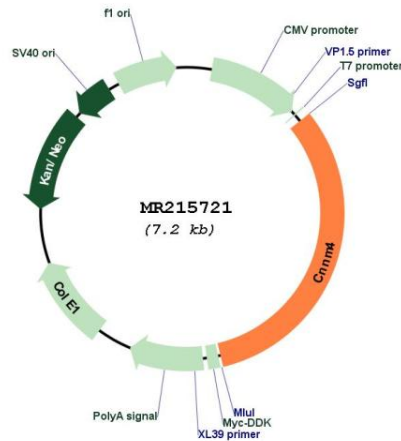
UniProt ID: [Q69ZF7](#)

Cytogenetics: 1 15.28 cM

MW: 87.1 kDa

Gene Summary: Probable metal transporter. The interaction with the metal ion chaperone COX11 suggests that it may play a role in sensory neuron functions (By similarity). May play a role in biomineralization and retinal function.[UniProtKB/Swiss-Prot Function]

Product images:



Circular map for MR215721