

Product datasheet for **MR213866**

Olfr132 (NM_001005481) Mouse Tagged ORF Clone

Product data:

Product Type: Expression Plasmids
Product Name: Olfr132 (NM_001005481) Mouse Tagged ORF Clone
Tag: Myc-DDK
Symbol: Olfr132
Synonyms: MOR256-49
Mammalian Cell Selection: Neomycin
Vector: pCMV6-Entry (PS100001)
E. coli Selection: Kanamycin (25 ug/mL)
ORF Nucleotide Sequence: >MR213866 representing NM_001005481
Red=Cloning site Blue=ORF Green=Tags(s)

TTTTGTAATACGACTCACTATAGGGCGGCCGGAATTCGTCGACTGGATCCGGTACCGAGGAGATCTGCC
GCC**CGCATCGCC**

ATGGGCACAGTTTGAATGACACCCATGGTGATTCATCCTCCGTGGCTTCTCTGACAAGCCATATTTAG
AGAAGGTACTTTTTGGGGTAATTTGGTCTTTATTGTTTGACTTTGCTGGAAATACAATCATAATATT
TGTTTCCTGAAGGACCCAAAACACAGATCCCTATGATTTCTCCTTCCAATCTTCCCTTATTAGAT
ATTTGTTTACCAGCAGCTGTGTTCTCAGATGTTGGTTAATTTGAGAAGTCAAAGAAAACATACCT
ATAGTGGCTGTGCCACTCAGCTCTACATCTTCTGTTGGCTTGGTGCCACTGAATGTGTGCTTCTTGTGT
CATGGCCGTGGACCGCTATGTGGCAGTGTGCCATCCTCTGAGATATGAACTGTCATGCACCCTAAAGTA
TGCTGACAGCTGGCTGTCTTGGTGGTCTGTTGGCTTGGTTCAGTCTCTGATCCAACTACTGCTACCC
TCAGGTTGCCCTTTGCTCTCAGCGGTAGTAGATAACATTGTGTGTGAAGTTCCAGCCCTGATTGAGCT
GTCCAGTGCAGATACTACCTACAATGAAGTGCAGATGTCCATAGCCAGTGTATCCTCCTAGTGTACCC
TTGGCCATTATCCTTTCCTCCTATGGTGTATTGTGAAATCTGTTTTGAAGATAAAGTCACTGCAGGGC
AGAAAAAGCATTGGCACCTGTACTTCTCACCTTCTTGTGTTTCCCTGTTCTATGGTACAGTAACAGG
TGCTATCTTCAACCAAGACTCACTATGCTCATGAATGGGAAAGTTTCTCACACTTTTCTACACTGTA
ATAACTCCAACCTTAACCTCTCATTTATACACTGAAGAACAAGGAGGTAAGAAGCAGTGATAAGAC
TGTGGTGAAGACTTGGATTTCAAAGA

ACGCGTACGCGGCCGCTCGAGCAGAAAACCTCATCTCAGAAGAGGATCTGGCAGCAAATGATATCCTGGATT
ACAAGGATGACGACGATAAGGTTTAA



[View online »](#)

Protein Sequence: >MR213866 representing NM_001005481
Red=Cloning site Green=Tags(s)

MGTVCNDTHGDFILRGSFSDKPYLEKVLFGVILVFYCLTLAGNTIIFVSLKDPKLQIPMYFFLSNLSLLD
 ICFTSSCVPQMLVNLRSPPKTTITYSGCATQLYIFLWLGATECVLLVVMVAVDRYVAVCHPLRYVTVMHPKV
 CLQLAVLAWGSLIQSLIQSTATLRLPFCSTQRVDNIVCEVPALIQSSADTTYNEVQMSIASVILLVLP
 LAIILSSYGAIKSVLKIKSPAGQKKAFTCTSHLLVSLFYGTVTGVYLPKTHYAHEWGKFLTLFYTV
 IPTPLNPLIYTLKNKEVKEAVIRLWWKTWISQR

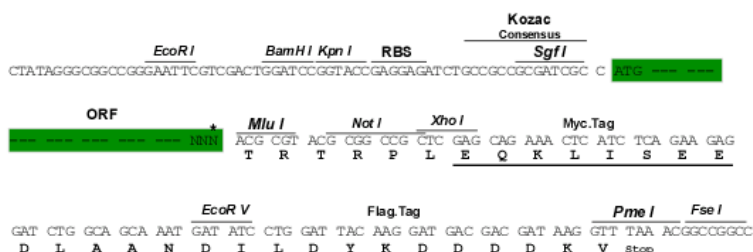
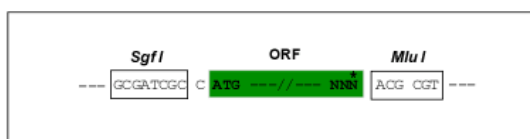
TRTRPLEQKLISEEDLAANDILDYKDDDDKV

Chromatograms: https://cdn.origene.com/chromatograms/mm9065_g10.zip

Restriction Sites: SgfI-MluI

Cloning Scheme:

Cloning sites used for ORF Shuttling:



* The last codon before the Stop codon of the ORF

ACCN: NM_001005481

ORF Size: 939 bp

OTI Disclaimer: The molecular sequence of this clone aligns with the gene accession number as a point of reference only. However, individual transcript sequences of the same gene can differ through naturally occurring variations (e.g. polymorphisms), each with its own valid existence. This clone is substantially in agreement with the reference, but a complete review of all prevailing variants is recommended prior to use. [More info](#)

OTI Annotation: This clone was engineered to express the complete ORF with an expression tag. Expression varies depending on the nature of the gene.

Components: The ORF clone is ion-exchange column purified and shipped in a 2D barcoded Matrix tube containing 10ug of transfection-ready, dried plasmid DNA (reconstitute with 100 ul of water).

Reconstitution Method:

1. Centrifuge at 5,000xg for 5min.
2. Carefully open the tube and add 100ul of sterile water to dissolve the DNA.
3. Close the tube and incubate for 10 minutes at room temperature.
4. Briefly vortex the tube and then do a quick spin (less than 5000xg) to concentrate the liquid at the bottom.
5. Store the suspended plasmid at -20°C. The DNA is stable for at least one year from date of shipping when stored at -20°C.

RefSeq: [NM_001005481.1](#), [NP_001005481.1](#)

RefSeq Size: 942 bp

RefSeq ORF: 942 bp

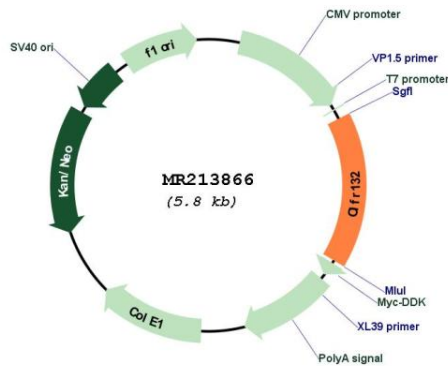
Locus ID: 257889

Cytogenetics: 17 B1

MW: 35 kDa

Gene Summary: Olfactory receptors interact with odorant molecules in the nose, to initiate a neuronal response that triggers the perception of a smell. The olfactory receptor proteins are members of a large family of G-protein-coupled receptors (GPCR) arising from single coding-exon genes. Olfactory receptors share a 7-transmembrane domain structure with many neurotransmitter and hormone receptors and are responsible for the recognition and G protein-mediated transduction of odorant signals. The olfactory receptor gene family is the largest in the genome. The nomenclature assigned to the olfactory receptor genes and proteins for this organism is independent of other organisms. [provided by RefSeq, Jul 2008]

Product images:



Circular map for MR213866