

Product datasheet for MR213598

Olfr815 (NM_146670) Mouse Tagged ORF Clone

Product data:

Product Type:	Expression Plasmids
Product Name:	Olfr815 (NM_146670) Mouse Tagged ORF Clone
Tag:	Myc-DDK
Symbol:	Olfr815
Synonyms:	MOR113-3
Mammalian Cell Selection:	Neomycin
Vector:	pCMV6-Entry (PS100001)
E. coli Selection:	Kanamycin (25 ug/mL)
ORF Nucleotide Sequence:	>MR213598 representing NM_146670 Red=Cloning site Blue=ORF Green=Tags(s)

TTTTGTAATACGACTCACTATAGGGCGGCCGGAATTCGTCGACTGGATCCGGTACCGAGGAGATCTGCC
GCC**CGATCGCC**

ATGATATCACAAAGAGAAATGAAGAACCATACAAGACAGATAGAGTTTATCCTTCTGGACTGACAGATA
ATCCTCAGTTACAGACTCTGATTTTTGTGTCCCTTTACTAAATTAAGTCTGCTGAGTATGCTCGGGAATTT
AGCTATCATTGCCCTCACTCTGCTAGATCCATTCTCAAGACACCAATGATTTTTCTCCGTAATTTT
TCTTTCTGGAAATTTTATTTACAACAACCTGCATTCCCAGATTTTAACTCTATTGTAACACAGGAGA
AGACAATTTCTATAATGGCTGTGTTTGTCAATTATTCTTTTATATTTTTGGGGCCACAGATTTTT
CTTCTGGCTACCATGTCTATGACCGCTATATTGCCATCTGCAAACCCTTGCACTATGCATCTATCATG
AACAGTAAAGTTTGCATCAGCTTGCTGGGTTCTTGGGTAAGTGGATTCTGGTTATTTCCACCAC
TGATTATTGGCCTTGATTTGGATTTCTGTGCTTCAAATGTCATTGACCATTTCTTTGTGATGTTTCTCC
TCTCTACAGCTCTTGTCTCAAACACAAATTTACTAGACCTGATGGCTTTCATCTTAGCTCTCATGACA
CTCATTGTCACATTAGTAATAGTGATCTTTTCTTATGCTCACATTGCCAAGACAATTATGAAATTCCTT
CTGTTGAGCAAAAGAAAAGGCCCTTTCCACTTGTCTTCTCACATGATTGTTGTTTCCCTTACTTATGG
GAGTTGCATTTTATCTACATAAAGCCTTCAGCAAATGAAAGAGTGACTTTGAGCAAAGGAATAGCTGTG
CTCAACACTTCAGTTGCCCTTTGTTGAACCCATTTATTTATACACTGAGGAATAAGCAAGTTAAACAAG
CCTGTGGTGTAGTACTTAGAAAAATATTTCTGCTTCA

ACGCGTACGCGGCCGCTCGAGCAGAAACTCATCTCAGAAGAGGATCTGGCAGCAAATGATATCCTGGATT
ACAAGGATGACGACGATAAGGTTTAA



[View online »](#)

Protein Sequence: >MR213598 representing NM_146670
Red=Cloning site Green=Tags(s)

MISQREMKNHTRQIEFILLGLTDNPQLQTLIFVSLLLNYLLSMLGNLAIIALTLDPILKTPMYFFLRNF
 SFLEILFTTTCIPRFLISIVTQEKTI SYNGCVCQLFFYIFLGATEFFFLATMSYDRYIAICKPLHYASIM
 NSKVCHQLVLGSWVTGFLVIFPPLIIGLDLDFCASNVIDHFLCDVSPLLQLSCSNTNLLDLMAFIALMT
 LIVTLVIVIFSYAHIAKTIMKFPSVQKKKAFSTCSSHMIVVSLTYGSCIFIYIKPSANERVTLKGIADV
 LNTSVAPLLNPFYITLRNKQVKQACGVVLRKIFSAS

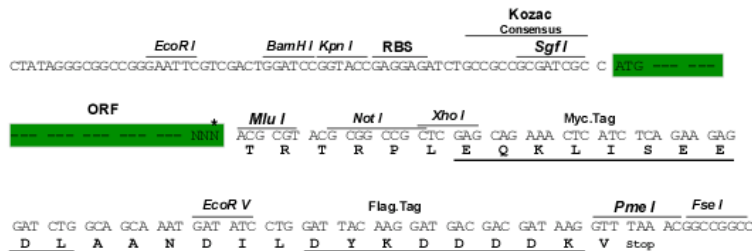
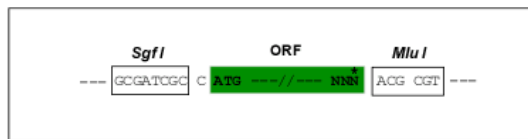
TRTRPLEQKLISEEDLAANDILDYKDDDDKV

Chromatograms: https://cdn.origene.com/chromatograms/mm9084_d08.zip

Restriction Sites: SgfI-MluI

Cloning Scheme:

Cloning sites used for ORF Shuttling:



* The last codon before the Stop codon of the ORF

ACCN: NM_146670

ORF Size: 948 bp

OTI Disclaimer: The molecular sequence of this clone aligns with the gene accession number as a point of reference only. However, individual transcript sequences of the same gene can differ through naturally occurring variations (e.g. polymorphisms), each with its own valid existence. This clone is substantially in agreement with the reference, but a complete review of all prevailing variants is recommended prior to use. [More info](#)

OTI Annotation: This clone was engineered to express the complete ORF with an expression tag. Expression varies depending on the nature of the gene.

Components: The ORF clone is ion-exchange column purified and shipped in a 2D barcoded Matrix tube containing 10ug of transfection-ready, dried plasmid DNA (reconstitute with 100 ul of water).

Reconstitution Method:

1. Centrifuge at 5,000xg for 5min.
2. Carefully open the tube and add 100ul of sterile water to dissolve the DNA.
3. Close the tube and incubate for 10 minutes at room temperature.
4. Briefly vortex the tube and then do a quick spin (less than 5000xg) to concentrate the liquid at the bottom.
5. Store the suspended plasmid at -20°C. The DNA is stable for at least one year from date of shipping when stored at -20°C.

Note: Plasmids are not sterile. For experiments where strict sterility is required, filtration with 0.22um filter is required.

RefSeq: [NM_146670.1](#), [NP_666881.1](#)

RefSeq Size: 951 bp

RefSeq ORF: 951 bp

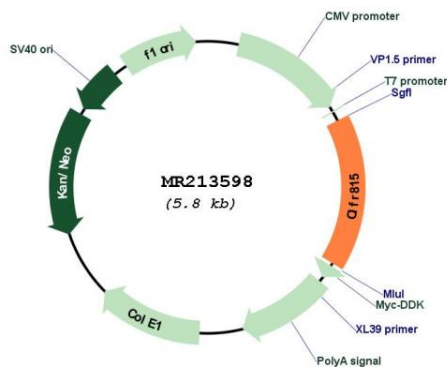
Locus ID: 258665

Cytogenetics: 10 D3

MW: 35.6 kDa

Gene Summary: Olfactory receptors interact with odorant molecules in the nose, to initiate a neuronal response that triggers the perception of a smell. The olfactory receptor proteins are members of a large family of G-protein-coupled receptors (GPCR) arising from single coding-exon genes. Olfactory receptors share a 7-transmembrane domain structure with many neurotransmitter and hormone receptors and are responsible for the recognition and G protein-mediated transduction of odorant signals. The olfactory receptor gene family is the largest in the genome. The nomenclature assigned to the olfactory receptor genes and proteins for this organism is independent of other organisms. [provided by RefSeq, Jul 2008]

Product images:



Circular map for MR213598