

## Product datasheet for **MR213306**

### **Olfr986 (NM\_146615) Mouse Tagged ORF Clone**

#### Product data:

**Product Type:** Expression Plasmids  
**Product Name:** Olfr986 (NM\_146615) Mouse Tagged ORF Clone  
**Tag:** Myc-DDK  
**Symbol:** Olfr986  
**Synonyms:** MOR104-3  
**Mammalian Cell Selection:** Neomycin  
**Vector:** pCMV6-Entry (PS100001)  
**E. coli Selection:** Kanamycin (25 ug/mL)  
**ORF Nucleotide Sequence:** >MR213306 ORF sequence  
**Red=Cloning site Blue=ORF Green=Tags(s)**

TTTTGTAATACGACTCACTATAGGGCGGCCGGAATTCGTCGACTGGATCCGGTACCGAGGAGATCTGCC  
GCC**CGGATCGCC**

ATGAGAAATGGCACTGCAATCACTGAGTTCATCCTCCTCGGTTTCCCTGGCATCCAAGGCTCAGAAGCCC  
TTCTCTTCATAGTGATCTTTCTCATCTACATATTAACCCTTTCGGGCAATGGACTCATTATTGTCATTGT  
CTGGGTTGAGCCAGGCTTCAAACCTCAATGTACTTTTCTTTGCAACTAGCCTTCTAGAGATCTGG  
TATACCACCACTGTCATCCAAAATTGCTAGAAACCTTTGTAGTATCAAAAACAGTCATCTGCAGCTGCCT  
GCTGCCTGCTGCAGGCCCTTCTTCCACTTCTCCTGGGTACCAGTGTCTTCTGATTCTGGGCAGCATGTC  
TTTTGACCCTACCTGGCCATCTGTAAGCCCTCCGTTACCCAACCATATGACCAGCAATCTCTGCCTA  
CAGCTGGCCCTCAGCTCCTGGCTAGCAGGCTTACCATTGTCTTTTGTGACACAATGCTGATTGTACAGT  
TGCCATTCTGTGGCAACAATGTCATCAACCATTCTACTGTGACGTGGGTCCCATCTTGAAAGCTGCCTG  
TGCGGACACCAGCATATTGGAACACTGGGTCTCCTGGCAACGATTCTCGTGATCCCAGGGTCACTCCTC  
TTCACCATCATTTCTTACATCTACATCTTATCCACCATCTACGGATCCCTTACGCCACTGGCCGCAAA  
AGGCTTTTCTACTTGTGCCTCTCACCTGACAGTAGTCTCTGCTCTACGGAGCTGTCTGTTTATGTA  
CCTGAGACCCACAGCACACTCCTCCTTTAAGATTAATAAGGTGGTGTCTGTAACACTATCCTCACA  
CCCCTTAAATCCCTTTATTTACACCATTAGAAACAAAGAGGTGAAGGGGGCCCTAAGAAAGGCCATTA  
CTTGTGCAAAACAGGCATCATGCAAAG

**ACGCGT**ACGCGGCCGCTCGAGCAGAAACTCATCTCAGAAGAGGATCTGGCAGCAATGATATCCTGGATT  
ACAAGGATGACGACGATAAGGTTTAA



[View online »](#)

**Protein Sequence:** >MR213306 protein sequence  
Red=Cloning site Green=Tags(s)

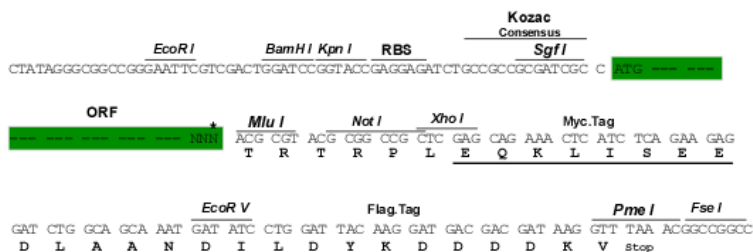
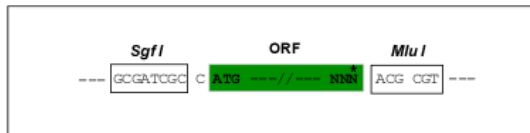
MRNGTAITEFILLGFPGIQGSEALLFIVIFLIYILTLSGNGLIIVVWVEPRLQTPMYFFLCNLAFLEIW  
 YTTTVIPKLETFVVSKTIVICTACLLQAFFHFHFLGTTEFLILGSMDFDRYLAICKPLRYPTIMTSNLCL  
 QLALSSWLAGFTIVFCQTMLIVQLPFCGNNVINHFYCDVGPILKAACADTSILELLGLLATILVIPGSL  
 FTIISYIYLSTILRIPSATGRQKAFSTCASHLTVVSLLYGAVLFMYLRPTAHSSFKINKVVSVLNTILT  
 PLLNPFYITIRNKEVKGALRKAITCANRHHAK

TRTRPLEQKLISEEDLAANDILDYKDDDDKV

**Restriction Sites:** SgfI-MluI

**Cloning Scheme:**

Cloning sites used for ORF Shuttling:



\* The last codon before the Stop codon of the ORF

**ACCN:** NM\_146615

**ORF Size:** 939 bp

**OTI Disclaimer:** The molecular sequence of this clone aligns with the gene accession number as a point of reference only. However, individual transcript sequences of the same gene can differ through naturally occurring variations (e.g. polymorphisms), each with its own valid existence. This clone is substantially in agreement with the reference, but a complete review of all prevailing variants is recommended prior to use. [More info](#)

**OTI Annotation:** This clone was engineered to express the complete ORF with an expression tag. Expression varies depending on the nature of the gene.

**Components:** The ORF clone is ion-exchange column purified and shipped in a 2D barcoded Matrix tube containing 10ug of transfection-ready, dried plasmid DNA (reconstitute with 100 ul of water).

**Reconstitution Method:**

1. Centrifuge at 5,000xg for 5min.
2. Carefully open the tube and add 100ul of sterile water to dissolve the DNA.
3. Close the tube and incubate for 10 minutes at room temperature.
4. Briefly vortex the tube and then do a quick spin (less than 5000xg) to concentrate the liquid at the bottom.
5. Store the suspended plasmid at -20°C. The DNA is stable for at least one year from date of shipping when stored at -20°C.

**RefSeq:** [NM\\_146615.2](#), [NP\\_666826.1](#)

**RefSeq Size:** 1016 bp

**RefSeq ORF:** 939 bp

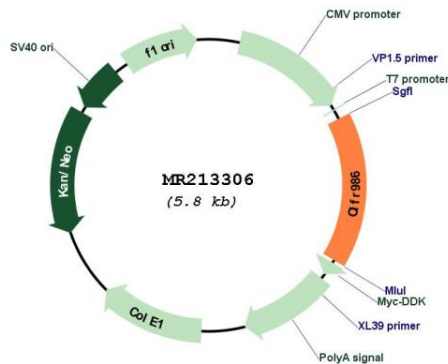
**Locus ID:** 258608

**Cytogenetics:** 9 A5.1

**MW:** 34.7 kDa

**Gene Summary:** Olfactory receptors interact with odorant molecules in the nose, to initiate a neuronal response that triggers the perception of a smell. The olfactory receptor proteins are members of a large family of G-protein-coupled receptors (GPCR) arising from single coding-exon genes. Olfactory receptors share a 7-transmembrane domain structure with many neurotransmitter and hormone receptors and are responsible for the recognition and G protein-mediated transduction of odorant signals. The olfactory receptor gene family is the largest in the genome. The nomenclature assigned to the olfactory receptor genes and proteins for this organism is independent of other organisms. [provided by RefSeq, Jul 2008]

## Product images:



Circular map for MR213306