

Product datasheet for **MR213183**

Pogk (NM_175170) Mouse Tagged ORF Clone

Product data:

Product Type:	Expression Plasmids
Product Name:	Pogk (NM_175170) Mouse Tagged ORF Clone
Tag:	Myc-DDK
Symbol:	Pogk
Synonyms:	9130401E23Rik; BASS2; mKIAA1513
Mammalian Cell Selection:	Neomycin
Vector:	pCMV6-Entry (PS100001)
E. coli Selection:	Kanamycin (25 ug/mL)



[View online »](#)

ORF Nucleotide Sequence:

>MR213183 representing NM_175170
 Red=Cloning site Blue=ORF Green=Tags(s)

TTTTGTAATACGACTCACTATAGGGCGGCCGGAATTCGTCGACTGGATCCGGTACCGAGGAGATCTGCC
 GCC**CGCATCGCC**

ATGAATCTGGAAAACCCAGAAATGGAGTCCCGGCCCTACCCTCTGAATTTGACCCTGAAAGAAGAGCAAA
 AGGAGGAAGAGGTTGAGATCCAAGAGTTGGAGGATGGCCCATAGATATGCAGAAAGTACAAATCTGCTC
 AGAAGGCGCATGGGTACCAGCTCTATTTGATGAGGTGGCCATATATTTCTCAGATGAGGAGTGGGAAGTT
 CTGACAGAGCAACAAAAAGCCCTCTACCGGAAGTCATGAGGATGAATTATGAGACTGTCCTGTCCCTGG
 AATTCCTATCCCAAGCCAGATATGATCAATCGGTTGGAAAGGACGAGGAGTGTCTAATTCTGATGA
 GTGGCGGCTCCAGGGAGTAACCTTTGCAGAAAATGAAGAATCTGACTTTAGGACTCCAGATTGGCAAGC
 CCGACGAATGCCACCTCCATTTTCTCAACCTCAGCCCTTCAACAGCTTTGGCTGCGTCTGCCTCAGG
 ACATCACTGAAGTGCCTGAGTGGACTGAGGGCTACCCCTTCTATATGGCCATGGGCTTCCCGGGTATGA
 CCTCTCAGCTGACGACTTGGCGAGCAAGTTTCAGTTCAGTCGTGGCATGCCCGCAGTTATGATGCAGGG
 TTCAAGCTGATGGTGGTGGAGTACGCCGAGAGCACCAACAACGTGTCAGGCTGCCAAGCAGTTTGGGGTGT
 TGGAAAAAATGTTTCGAGACTGGCGCAAAGTGAAGCCACAGCTCCAAAATGCTCATGCCATGCGCGGGGC
 ATTCGAGGCCCAAGAATGGAAGTTTGTCTGGTAGACCAGCGAGTGGCTGAGTATGTCAGATACATG
 CAGGCCAAAGGGGACCCTATCACTAGGGAGGCAATGCAGTTGAAAGCTCTTGAATCGCCAGGAAATGA
 ACATTCAGAGAAAGGGTTCAAGGCAAGTCTGGGCTGGTGTGGAAGAATGATGAGAAGGTATGACCTGTC
 TCTGAGGCATAAAGTGCCAGTCCCTCAACACCTGGCCGAGGACCTGACTGAAAAGCTTGTCACTTACCAG
 CAGAGTGTGCTGGCTCTGCGCAGGACACAGACTATGAAGTGGCCAGATGGGCAATGCAGACGAGACGC
 CCATCTGCTTAGAAGTCCCTCTAGAGTACTGTTGACAACAGGGCGAAAAGCCCATCTTGGTCAAGAG
 ACCAGGCAGGGAGAAAATTGAGGATCACAGCCATGCTGGGGTCTTGGCTGATGGGAGGAAGTTACCACCG
 TACATCATTTTGGAGGGAACATACATCCCCCTGGGAAGTTTCCAGTGGCATGGAGATCCGCTGCCACC
 GCTACGGATGGATGACTGAGGACTTGTGCAAGACTGGTTGGAAGTTGTGTGGAGACGGAGAAGTGGAGC
 TGTGCCAGACAGCGAGGGATGCTGATCCTGAATGGCTTCCGGTGCCATGCCACTGACTCTGTGAAGAGT
 TCCATGGAGAACATGAACACGGACATGGTATCATCCAGGGGGCTGACCTCCAGCTGCAGGTGCTGG
 ATGTCGTTGTCTACAAGCCTCTGAACGACAGCGTTCGGGCCAGTATTCCAAGTGGCTTCTGGCTGGAA
 CCTGGCACTCAGCCCACTGAAATGCTAAGAAGCCCCCTGGGCTCTTCTGGAGTGGATCATGGTT
 GCATGGAACAGCATCTCAAGTGAATCAATTGTCCAGGGGTTGAGAAAGTCCACATCTCCAGCAACTTAG
 AGGACGAAGGTGACGTCCTCTGGAAATCGAGGGCGAGTTGCCCAAGAACCGCCAAAAGATGTGGTCC
 TGAAGTGTGGCTGAGGGTGC

ACGCGTACGCGGCCGCTCGAGCAGAAACTCATCTCAGAAGAGGATCTGGCAGCAATGATATCCTGGATT
 ACAAGGATGACGACGATAAGGTTTAA

Protein Sequence:

>MR213183 representing NM_175170
 Red=Cloning site Green=Tags(s)

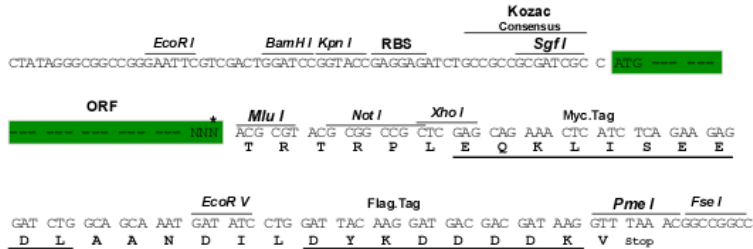
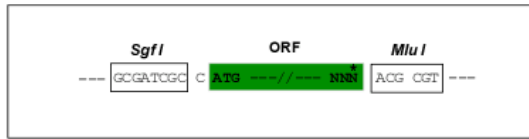
MNLENPEMESRAYPLNLTLEEQKEEEVEIQELEDGPIDMQKVQICSEGAWVPALFDEVAIYFSDEEWEV
 LTEQQKALYREVMRMNYETVLSLEFPFKPDMINRLERDEECPNSDEWRLQGVTF AENESDFRTPDWS
 PTNATSHFPQPQPFNSFGLRPLQDITELPEWTEGYPFYAMGFPGYDLSADDLASKFQFSRGMRRSYDAG
 FKLMVVEYAESTNNCQAAKQFGVLEKNVRDWRKVKPQLQNAHAMRRFRGPKNGRFALVDQRVAEYVRYM
 QAKGDPITREAMQLKALEIAQEMNIPEKGFKASLWCRRMMRRYDLSLRHKVPVPQHLAEDLTEKLVYQ
 QSVLALRRTHDYEAQMNADETPICLEVPSRVTVDNQGEKPILVKTPGREKLRIITAMLGVLADGRKLP
 YIILRGTYIPPGKFPSPGMEIRCHRYGWMTEMLMQDWLEVVWRRRTGAVPRQRGMLILNGFRCHATDSVKS
 SMENMNTDMVIIPGGLTSQLQVLDVVVYKPLNDSVRAQYSNLLAGNLALSPTGNACKPPLGLFLEWIMV
 AWNSSISSEIVQGFRKCHISSNLEDEGDVLEWIEGELPKPEPPKECGPESVAEGD

TRTRPLEQKLISEEDLAANDILDYKDDDDKV

Restriction Sites: SgfI-MluI

Cloning Scheme:

Cloning sites used for ORF Shuttling:



* The last codon before the Stop codon of the ORF

ACCN: NM_175170

ORF Size: 1842 bp

OTI Disclaimer: The molecular sequence of this clone aligns with the gene accession number as a point of reference only. However, individual transcript sequences of the same gene can differ through naturally occurring variations (e.g. polymorphisms), each with its own valid existence. This clone is substantially in agreement with the reference, but a complete review of all prevailing variants is recommended prior to use. [More info](#)

OTI Annotation: This clone was engineered to express the complete ORF with an expression tag. Expression varies depending on the nature of the gene.

Components: The ORF clone is ion-exchange column purified and shipped in a 2D barcoded Matrix tube containing 10ug of transfection-ready, dried plasmid DNA (reconstitute with 100 ul of water).

Reconstitution Method:

1. Centrifuge at 5,000xg for 5min.
2. Carefully open the tube and add 100ul of sterile water to dissolve the DNA.
3. Close the tube and incubate for 10 minutes at room temperature.
4. Briefly vortex the tube and then do a quick spin (less than 5000xg) to concentrate the liquid at the bottom.
5. Store the suspended plasmid at -20°C. The DNA is stable for at least one year from date of shipping when stored at -20°C.

RefSeq: [NM_175170.4](#), [NP_780379.2](#)

RefSeq Size: 7385 bp

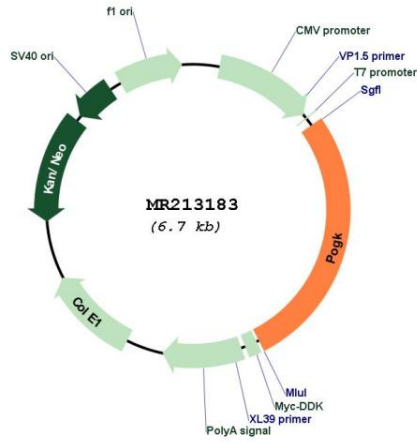
RefSeq ORF: 1845 bp

Locus ID: 71592

UniProt ID: [Q80TC5](#)

Cytogenetics: 1 H2.3
 MW: 70.9 kDa

Product images:



Circular map for MR213183