

Product datasheet for MR211998

Col3a1 (NM_009930) Mouse Tagged ORF Clone

Product data:

Product Type: Expression Plasmids
Product Name: Col3a1 (NM_009930) Mouse Tagged ORF Clone
Tag: Myc-DDK
Symbol: Col3a1
Synonyms: AW550625; Col3; Col3a-1; Tsk; Tsk-; Tsk-2; Tsk2
Vector: pCMV6-Entry (PS100001)
E. coli Selection: Kanamycin (25 ug/mL)
Cell Selection: Neomycin
ORF Nucleotide Sequence: >MR211998 representing NM_009930
Red=Cloning site Blue=ORF Green=Tags(s)

TTTTGTAATACGACTCACTATAGGGCGCCGGAATTCGTCGACTGGATCCGGTACCGAGGAGATCTGCC
GCCGGATCGCC

ATGATGAGCTTTGTGCAAAGTGGAACTGGTTTCTTCTCACCTTCTTCATCCCCTCTTATTTGGCAC
 AGCAGTCCAACGTAGATGAATTGGGATGCACCCACCTTGGTCAGTCTATGAGTCTAGAGATGTCTGGAA
 GCCAGAACCATGTCAAATATGTGTCTGTGACTCAGGATCTGTCCCTTGGGATGACATAATCTGTGATGAG
 GAGCCACTAGACTGCCCAACCCAGAGATCCCATTTGGAGAATGTTGTGCAATATGCCACAGCCTCTA
 CACCTGCTCCTGTGCTTCTGATGGCCATGGACCTCAAGGCCCAAGGGAGATCCGGTCTCTGGCAT
 TCCTGGGAGAAATGGTGACCCTGGCCTCCAGGACAACCAAGGTCTCCCTGGGCTCTGGCTCCCCTGGA
 ATCTGTGAATCATGTCCAACCTGGTGGCCAAAATTATTCTCCCAATTCGACTCATATGATGTCAAGTCTG
 GAGTGGGAGGAATGGGTGGCTATCCGGGACCAGCTGGTCCACCAGGCCCTCCAGGACCCCTGGTTCTTC
 TGGACATCCTGGATCTCCTGGTTCTCCTGGATACCAAGTCCCTGGTGAACCTGGTCAAGCTGGTCCG
 GCAGGCCCTCCAGGACCTCCTGGTGTCTTGGTCCAGCTGGTCTGCTGGAAAGGATGGAGAGTCAGGAA
 GACCTGGACGACCTGGAGAGCTGGACTGCCTGGACCTCCAGGTATCAAAGGCCAGCTGGCATGCCCTGG
 ATTCCCTGGTATGAAAGGACACAGAGGCTTTGATGGACGCAATGGAGAAAAGGGAGAAACAGGTGCTCCT
 GGACTGAAGGGTAAAAATGGTCTTCCAGGAGACAACGGAGCTCCTGGCCCATGGGTCTAGAGGGGCTC
 CTGGTGAAGGAGGACGACCAGGCCCTTCTGGAGCTGCAGGTGCTCGAGGCAATGATGGTGTCTGGGGCAG
 TGATGGGCAACCTGGTCCCCTGGCCCTCCTGGAAGTGCAGGATTCCTGGATCCCCTGGTGTCTAAGGGT
 GAAGTTGGACCTGCAGGGTCCCCTGGCTCAAATGGCTCACCAGGACAAAGAGGGGAGCCTGGACCGCAGG
 GACATGCTGGTGTCTAAGGGCTCCTGGCCCTCCCGGAATAACGGCAGTCTGGTGGAAAGGGTGAAT
 GGGTCCAGCTGGCATTCTGGAGCCCTGGACTAATAGGAGCAAGGGGCCCTGGACCAGCAGGAACT
 AATGGTATACCCGGAACACGAGGTCTTCAGGTGAACCCGGCAAGACCGTGCAGGAGAGCCAGGAG
 CACGCGGTGAACGGGGCGAAGCTGGTTCCCAGGAATCCAGGACCTAAGGGCGAAGATGGCAAAGATGG
 ATCACCTGGAGAACCTGGTGAAATGGGCTTCCAGGAGCCGAGGAGAAAGGGGTCTAGTGCTTCCGA
 GGACCTGCAGGGCAAATGGCATCCAGGAGAAAAGGGTCTCCCGGAGAGCGTGGTGGCCAGGTCTCTG



CAGGACCCAGAGGAGTAGCTGGAGAACCTGGCCGAGATGGAACCCCTGGAGGTCCAGGGATACGGGGTAT
GCCCGAAGTCCAGGTGGACCAGGCAATGATGGAAAACCAGGACCTCTGGAAGTCAAGGAGAAAGTGGT
CGCCCTGGTCCCCTGGCCCATCTGGTCCCAGAGGTGACCTGGTGTGTCATGGGTTTCCCTGGTCTAAAG
GAAATGATGGTGGCCCTGGCAAGAAATGGAGAACGGGGTGGCCCTGGAGGACCTGGCCTCCAGGTCTGCTG
TGGAAAGAATGGGAGACTGGACCTCAGGGTCCCCCAGGACCTACTGGCCAGCTGGTGACAAGGGAGAT
TCTGGACCCCTGGTCCACAAGGATTACAAGGCATACCTGGTACCGGTGGTCTCCAGGAGAAAAATGGGA
AACAGGTGAACCAGGTCAAAGGGTGAAGTCGGTCTCTGGAGCTCTGGAGGCAAGGGTGATTCTGG
TGCACCTGGAGAACGTGGCCCTCTGGAACAGCAGGAATCCCTGGTGTAGAGGTGGAGCTGGACCCCT
GGCCCTGAGGGAGAAAGGGCCCTGCTGGTCCCCTGGCCCTCTGGTGTCTCTGGTTCTCTGGTCTGC
AAGGGATGCCAGGGGAAAGAGGAGGTCTGGAAGTCTGGCCAAAGGGTAAAAAGGGTGAACCAGGTGG
TGCAGGTGCTGACGGAGTTCAGGAAAGGATGGGCCAAGGGGTCTGCTGGCCCTATTGGTCCCCTGGC
CCAGCTGGTCCAGCTGGAGATAAGGGTGAAGGTGGTTCCTGGACTCCAGGTATAGCTGGACCTCGAG
GTGGCCCTGGTGAGAGAGGTGAACATGGCCCTCCAGGACCTGCTGGTTCCTGGGTGCTCTGGACAGAA
TGTTGAACCAGGTGCTAAAGGAGAAAGAGGTGCCCTGGAGAGAAAGGTGAAGGAGGCCCTCCAGGACCT
GCAGGACCCACTGGCAGTTCTGGACCTGCTGGTCCGCTGGTCTCAGGGTGTAAAGGGTGAACGTGGTA
GTCTGGTGGTCTGGTACTGCTGGCTTCCCCTGGGGCTGGTCTTCTGGTCTCTGGCAATATGG
TAATCCAGGGCCCCCAGGACCCAGTGGTCTCTGGCAAGGACGGCCCTCCAGGTCTGCAGGCAACAGT
GGTTCTCTGGCAACCCTGGAATAGCTGGACAAAAGGTGATGCTGGACAGCCTGGAGAGAAGGGGCCAC
CTGGTGTCTCAGGGTCTCCGGGTCCCCAGGCCACTTGGAAATTCAGGGGCTAACTGGAGCACGAGGTCT
TGCTGGACCACCAGGCATGCCAGGTCCACGGGGTAGCCCTGGACCTCAGGGTATCAAGGGTGAAGTGGAA
AAACCAGGAGCCAGTGGCCATAATGGGGAACGTGGTCTCTGGACCCCAAGGTCTTCTGGTCAAGCTG
GTACAGCTGGTGAACCTGGAAGGGATGGAACCCTGGATCAGATGGTCAAGGTCAGCCAGGTGAGATGGATCTCC
TGGTGGCAAGGGTATCGTGGTGAAGTGGTCTCTGGTGGCCAGCCGCTCTGGTCAAGGCCCCCA
CCTGGCCCTGTTGGTCCATCTGGAAAGAGTGGTGACAGAGGAGAAACTGGCCCTGGTGGTCTTCTGGT
CTCCAGGCCCTGCTGGAGCTCGAGGTGCTCCGGGTCCCCAAGGTCCACGAGGTGACAAAGGTGAAACTGG
TGAACGTGGTCTAATGGCATCAAAGGACATCGAGGATCCCTGGCAATCCAGGTCTCCAGGTTCTCT
GGTGTGCTGGTCAACAGGGTGAATGGTAGTCCAGGACCTGCAGGTCCAGAGGACCAGTTGGACCAC
ATGGACCTCTGGAAAAGATGGAACAAGTGGGCATCCAGGTCTATTGGACCACCAGGTCTAGAGGAAA
CAGAGGTGAAAGAGGATCTGAGGGCTCGCCAGGCCACCCTGGACAGCCAGGACCCCTGGACCCCTGGT
GCCCTGGTCCCTGCTGTGGTGGTGGTGTGCTGCCATTGCTGGAGTTGGAGGTGAAAAGTCTGGTGGCT
TTTCACCTATTATGGAGACGATCCAATGGATTTCAAGATCAACACTGAAGAGATTATGTCTTCACTCAA
GTCTGTTAATGGACAAATAGAGAGTCTTATAAGCCCTGATGGTTCTCGAAAAAACCTGCTCGGAACTGC
AGAGACCTAAAATCTGCCACCCCGAACTCAAGAGTGGAGAATACTGGGTTGATCCTAACCAAGGCTGCA
AGATGGATGCTATAAAAGTATTCTGTAACATGGAACTGGGGAACATGCATAAATGCCAGCCCCATGAC
TGTCCCACGTAAGCACTGGTGGACAGATTCTGGTGCAGAGAAGAAACATGTTTGGTTTGGAGAATCTATG
AATGGTGGTTTTTTCAGTTCAGCTATGGCCCTCTGATCTTCTGAAGATGTCGTTGATGTGCAGCTGGCAT
TCCTCAGACTTCTTCCAGCCGGCCCTCCAGAACATTACATACCACTGCAAAAACAGTATTGCCTATAT
GGATCAGGCCAGTGGCAATGTAAGAAGTCTCTGAAGCTGATGGGATCAAATGAAGGCGAATTCAAGGCT
GAAGGAAACAGCAAATTCACCTTACACAGTCTAGAGGATGGCTGTACTAACACACTGGGGAATGGAGCA
AGACAGTCTTTGAATATCAAACACGCAAGGCAATGAGACTACCCATCATAGATATCGCACCCATGACAT
TGGGGTCTGATCAAGAATTTGGTGTGGACATTGGCCCTGTTTGTCTTTTA

ACGCGTACGCGGCCGCTCGAGCAGAACTCATCTCAGAAGAGGATCTGGCAGCAATGATATCTGGATT
ACAAGGATGACGACGATAAGGTTTAA

Protein Sequence: >MR211998 representing NM_009930
 Red=Cloning site Green=Tags(s)

MMSFVQSGTWFLLTLLHPTLILAQQSNVDELGCSHLGQSYESRDVWVWPEPCQICVCDSSGSLVLCDDIICDE
 EPLDCPNPEIPFGECCAICPQPSTPAPVLPDGHGPOGPKGDPGPPGIPGRNGDPLPGQPGLPAPPSPG
 ICESCPTGGQNYSPQFDSYDVKSGVGGMGYPGAPPPGPPGSSGHPGSPGSGYQGGPPGEPGQAGP
 AGPPGPPGALGPAGPAGKDGEGRPRGRGERGLPAPPGIKGPAGMPGFPGMKGHRGFDGRNGEKGETGAP
 GLKGENGLPGDNGAPGPMGPRGAPGERGRPLPGAAGARGNDGARGSDGQPGPPGPPGTAGFPGSPGAKG
 EVGPAGSPGNSGSPGQRGEPGPQGHAGAQQPPGPNNGSPGGKGEMGPAGIPGAPGLIGARGPPGPAAT
 NGIPGTRGPSGEPGKNGAKGEPGARGERGEAGSPGIPGPKGEDGKDGSPGEPGANGLPGAAGERGPSGR
 GPAGPNGIPGEKPPGERGGPGAPRGVAGEPRDGTGGPGIRGMPGSPGGPGNDGKPPGSSQGESG
 RPPGPPGSPRGQPGVMGFPGKNDGAPGKNGERGGPGGLPGPAGKNGETGPQGGPPTGAPGDKGD
 SGPPGPQLQGIPGTGGPPGKNGKPGEPGPKGEVAGPAGGKDGSGAPGERGPPGTAGIPGARGGAGPP
 GPEGGKGPAGPPGPPGASGSPGLQGMPPGERGGSPGPKGEKGEPPGAGADGVPGKDGPRGAPGIPGPP
 PAGQPGDKGEGGSPGLPGIAGPRGGPERGEHPPGPAFFPAGPQNGEPGAKGERGAPGEKGGGPPGP
 AGPTGSSSPAGPPGQVKGERGSPGGGTAGFPGGRGLPGPPGNNGNPAPPSPGAPGKDGPPGAGNS
 GSPGNPGIAGPKDAGQPGKGGPQAQQPPGSPGLPGIAGLTGARGLAGPPMPGPRGSPGPPGQIKGESG
 KPGASGHNGERGGPPGQLPGQPGTAGEPGRDGNPDSGQPPGRDGSPPGKGDRENGSPGAPGHPGP
 PGPVPGSKSGDRGETGPAGPSGAPGARGAGPQGPGRDKGETGERGSNGIKGHRGFPGNPAPPSP
 GAAGHQGAIGSPGAPRGPVPHGPPGKDGTSHPGPIGPPGPRGNRGERGSESGHPGQPPGPPGPP
 APGPCCGGGAAAAGVGGESGGFSPYYGDDPMDFKINTEEIMSSLKSVNGQIESLISPDGSRKNPARNC
 RDLKFCHEPELKSGEYWVDPNQGCKMDAIVFCNMETGETCINASPMTVPRKHWTDSGAEKKHVWFGE
 NNGGFQFSYGPDLPEDVVDVQLAFLRLLSSRASQNTIYHCKNSIAYMDQASGNVKKSLKLMGSGNEGFKA
 EGNSKFTYTVLEDGCTKHTGEWSKTVFEYQTRKAMRLPIIDIAPYDIGGPDQEFGVDIGPVCFLL

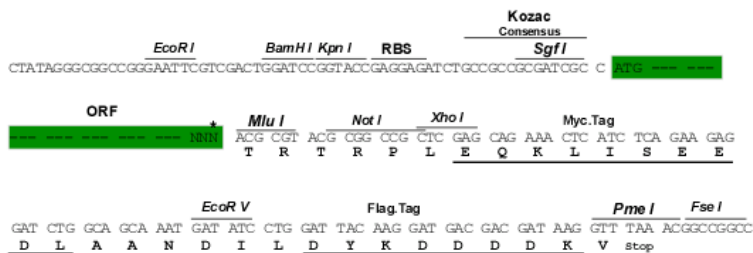
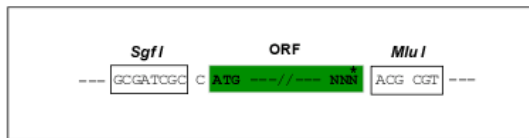
TRTRPLEQKLISEEDLAANDILDYKDDDDKV

Restriction Sites:

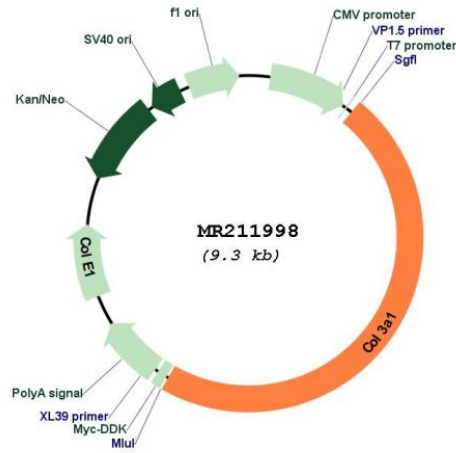
SgfI-MluI

Cloning Scheme:

Cloning sites used for ORF Shutting:



* The last codon before the Stop codon of the ORF

Plasmid Map:


ACCN: NM_009930

ORF Size: 4392 bp

OTI Disclaimer: The molecular sequence of this clone aligns with the gene accession number as a point of reference only. However, individual transcript sequences of the same gene can differ through naturally occurring variations (e.g. polymorphisms), each with its own valid existence. This clone is substantially in agreement with the reference, but a complete review of all prevailing variants is recommended prior to use. [More info](#)

OTI Annotation: This clone was engineered to express the complete ORF with an expression tag. Expression varies depending on the nature of the gene.

Components: The ORF clone is ion-exchange column purified and shipped in a 2D barcoded Matrix tube containing 10ug of transfection-ready, dried plasmid DNA (reconstitute with 100 ul of water).

Reconstitution Method:	<ol style="list-style-type: none">1. Centrifuge at 5,000xg for 5min.2. Carefully open the tube and add 100ul of sterile water to dissolve the DNA.3. Close the tube and incubate for 10 minutes at room temperature.4. Briefly vortex the tube and then do a quick spin (less than 5000xg) to concentrate the liquid at the bottom.5. Store the suspended plasmid at -20°C. The DNA is stable for at least one year from date of shipping when stored at -20°C.
RefSeq:	NM_009930.2 , NP_034060.2
RefSeq Size:	5564 bp
RefSeq ORF:	4395 bp
Locus ID:	12825
UniProt ID:	P08121
Cytogenetics:	1 23.67 cM
MW:	138.9 kDa
Gene Summary:	<p>This gene encodes the alpha-1 subunit of the fibril-forming type III collagen found in bone, cartilage, dentin, tendon, bone marrow stroma and other connective tissue. The encoded protein forms homotrimeric type III procollagen that undergoes proteolytic processing during fibril formation. A majority of mice lacking the encoded protein die within two days of birth but about 5% of the animals survive to adulthood. The surviving mice exhibit severe cortical malformation and experience significantly shorter lifespan. The mutant mouse named "tight skin 2" exhibiting systemic sclerosis phenotype was found to harbor a missense point mutation in this gene. A pseudogene of this gene has been defined on chromosome 8. [provided by RefSeq, Nov 2015]</p>