

Product datasheet for MR211707

Megf10 (NM_001001979) Mouse Tagged ORF Clone

Product data:

Product Type: Expression Plasmids
Product Name: Megf10 (NM_001001979) Mouse Tagged ORF Clone
Tag: Myc-DDK
Symbol: Megf10
Synonyms: 3000002B06Rik; Gm331
Mammalian Cell Selection: Neomycin
Vector: pCMV6-Entry (PS100001)
E. coli Selection: Kanamycin (25 ug/mL)
ORF Nucleotide Sequence: >MR211707 ORF sequence
 Red=Cloning site Blue=ORF Green=Tags(s)

TTTTGTAATACGACTCACTATAGGGCGGCCGGAATTCGTCGACTGGATCCGGTACCGAGGAGATCTGCC
 GCCCGGATCGCC

ATGGCGATTTCTCAAGTTCGTGCCTGGGCCTCATCTGCTCACTGCTCTGTCACTGGTGGGACAGCAT
 CCTCCCTGAACCTGGAAGACCCCAACGTATGCAGCCACTGGGAAAGCTACTCGGTGACTGTGCAGGAGTC
 GTATCCACATCCCTTCGATCAGATCTACTACACAAGCTGCACCGACATCCTGAACTGGTTTAAATGCACA
 CGGCACAGAATCAGCTACCGGACAGCCTACCGCCACGGGGAGAAAACCATGTATAGACGCAATCCCAGT
 GTTGCCAGGATTTTATGAAAGCCGAGACATGTGTGCCCTCACTGTGCTGATAAATGTGTCATGGTGC
 CTGATTGCTCCAAACACCTGTCAGTGTGAGCCTGGCTGGGTGGGACCAACTGTAGCAGTGCTTGTGAT
 GGTGATCACTGGGGCCTCACTGCAGCAGCCGATGCCAGTGCAAAAACAGAGCTTTGTGTAACCCCATCA
 CCGGTGCTTGCCACTGCCTGCGGGCTACCGGGGATGGCGCTGCGAGGACCGTTGTGAACAGGGCACGTA
 CGGTAACGACTGTCACCAAAGATGCCAGTGTGAGAATGGAGCGACCTGTGACCACATCACTGGGGAATGC
 CGTTGTTACCTGGGTACACTGGAGCCTTCTGTGAGGATCTTTGTCTCCTGGCAAAACATGGTCCACATT
 GTGAGCAGAGGTGCCCTGCCAAAATGGGGTGTGTGCCACCATGTCAGTGGAGAGTGCTTGTGCCCTTC
 TGGTTGGATGGGCACAGTGTGTGGTCAGCCCTGCCCTGAGGTCGCTTTGGAAAGAACTGTTCCCAAGAA
 TGCCAGTGTACAATGGAGGAACGTGTGATGCTGCCACAGGCCAGTGTCACTGCAGCCAGGATACACAG
 GGGAACGGTGTGAGGACGAATGTCCTGTTGGGAGCTATGGAGTTCGCTGTGCTGAGGCCTGCAGGTGTGT
 CAACGGAGGCAAGTGTACCACGTGAGTGGTACATGCCTGTGCGAAGCAGGCTTTTCGGGTGAACTTTGC
 GAGGCGCGCCTGTGCTCCGAGGGGCTTTACGGCATCAAATGTGACAAGCGGTGCCCTGCCACCTGGACA
 ACACTCACAGCTGTCATCCCATGTCTGGAGAGTGTGGCTGCAAGCCGGTTGGTCGGGACTGTACTGTAA
 TGAAACATGCTCCCTGGATTCTACGGGGAGGCTTGCCAACAGATCTGCAGCTGCCAGAACGGGGCGGAC
 TGCGACAGTGTGACTGGAAGGTGTGCTGCGCTCCAGGATTCAAAGGACTGACTGCTCTACTCCGTGTC
 CTCTGGGACGCTACGGGATAAATGTTCTTCTCGCTGTGGCTGTAAAAATGATGCTGTCTGTTCTCCTGT
 GGATGGATCATGTATCTGTAAGGCAGGCTGGCACGGGTGGACTGTTCCATCCGCTGCCACAGTGGCACA



[View online »](#)

TGGGGCTTTGGCTGTAACCTAACGTGTCAGTGCCTCAATGGCGGTGCCTGCAACACGCTGGATGGGACCT
GCACCTGTGCGCCGGATGGCGAGGCGCGAAGTGTGAATTTCCCTGCCAGGATGGCACTTATGGGCTGAA
CTGTGCCGAGCGCTGTGACTGCAGCCATGCAGATGGCTGTACCCCACTACAGGCCATTGCCGCTGCCTC
CCTGGATGGTCAGGTGTGACTGTGACAGTGTGTGCGCTGAGGGACGCTGGGGTCTAACTGCTCGCTGC
CCTGCTACTGTAAAAATGGGGCTTCGTGTTCTCCGGATGATGGCATCTGTGAGTGTGACCCGGATTCCG
AGGCACCATTGCCAGAGAATCTGCTCCCCGGTTTTTATGGACATCGCTGTAGCCAGACCTGCCCGCAG
TGTGTGCACAGCAGTGGGCCCTGCCACCACATCACGGCCCTGTGTGACTGCTTACCTGGCTTCCACGGTG
CCCTGTGCAATGAAGTGTGTCCCAGTGGCAGATTTGGGAAAAACTGTGCAGGCGTTTGTACTTGCACCAA
CAATGGCACCTGTAACCCCATCGACAGATCCTGCCAGTGTACCCAGGCTGGATTGGCAGTACTGCTCC
CAGCCCTGTCCACCTGCGCACTGGGGTCCGAACTGCATCCACACCTGCAACTGCCACAACGGAGCCTTTT
GCAGCGCCTATGATGGGGAATGCAAATGCACTCCTGGCTGGACGGGGCTCTACTGCACTCAGAGATGCC
TCTGGGCTTCTATGTAAGGACTGTGACTGATATGCCAATGTCAAACGGAGTACTGCGACCATATC
TCGGGGCAGTGTACCTGCCGCACGGGATTCATGGGACGGCACTGTGAACAGAAGTCCCTGCGGGAAAT
ACGGCTATGGCTGTGCCAGATCTGTGACTGTCTGAACAACCTCCACCTGTGACCACATCACTGGCAGTG
TACTGTAGCCCAGGATGAAAGGGGCAGATGTGACCAAGCTGGGGTTATCATCGTGGCAATCTGAAC
AGCTTAAGCCGGACCAGCACCGCCTTCCCTGCCGATTCCATCAGATCGGGGCCATCGCGGGCATCGTGG
TCCTCGTTCTTGTGTGCTCTTCCCTGCTGGCGCTGTTTCATCATCTACAGACACAAGCAGAAGAGGAAGGA
ATCAAGCATGCCGGCCGTGACCTACACCCCGCCATGAGGGTCATCAATGCAGACTATACCATCGCAGAA
ACCCTGCCTCACAGCAATGGTGGAAATGCCAACAGCCACTACTTTACCAATCCCAGTTATCACACACTTA
GCCAGTGTGCCACATCCCCTCATGTGAACAATAGGGACAGGATGACCATTGCAAAGTCAAAAAACAATCA
GCTGTTTGTGAATCTTAAAAATGTGAATCCAGGGAAGAGAGGGACATTGGTGGACTGCACTGGGACATTG
CCAGCTGACTGGAAGCAAGGAGGCTACCTCAATGAGCTTGGTGTCTTTCGGGCTGGACAGAAGCTACATGG
GAAAGTCCTTAAAAGATCTGGGGAAGAACTCTGAATATAAATCAAGCACTTGTCTCTTAAAGCAGCTCTGA
AAACCCATATGCCACCATTAAAGACCCGCTGCACTCCTGCCTAAAAGCTCCGAGTGCAGGCTACGTGGAG
ATGAAGTCGCGCGCGGAGAGACTCCCATATGCAGAGATCAACAACCTCAACTCCAGCCAACAGGAATG
TCTATGAAGTCGAACCTACAGTGAAGTGTGCAAGGAGTATTCAGCAACAGCGGTACGTCACCCAAGA
CCCATATGACCTTCAAAGAACAGTCACATCCCTTGCCATTATGACCTGCTGCCAGTAAGGGACAGTTCA
TCCTCCCCAAGAGAGAGGATGGTGGTGGCAGCAACAGCACCAGCAGCAACAGCACCAGCAGCAGCAGCA
GCAGCAGTGAA

ACGCGTACGCGGCGGCTCGAGCAGAACTCATCTCAGAAGAGGATCTGGCAGCAAATGATATCCTGGATT
ACAAGGATGACGACGATAAGGTTTAA

Protein Sequence: >MR211707 protein sequence
 Red=Cloning site Green=Tags(s)

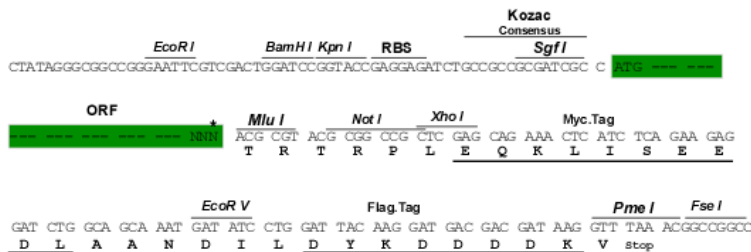
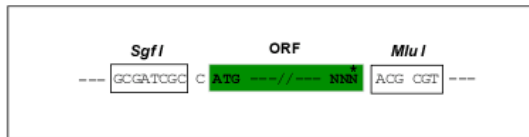
```

MAISSSSCLGLICSLCHWVGTASSLNLEDPNVCSHWESYSVTVQESYPHPFDQIYYTSTCDILNWFKCT
RHRISYRTAYRHGEKTMYYRKSQCPCGFYESRDMCVPHCADKCVHGRCIAPNTCQCEPGWGGTNCSSACD
GDHWGPHCSSRCQCKNRALCNPITGACHCAAGYRGWRCEDRCEQGTYGNDCHQRCQCQNGATCDHITGEC
RCSPGYTGAFCEDL CPPGKHGPHCEQRCPCQNGGVCHHVTGECSCPSGWMGTVCQGQPCPEGRFGKNCSQE
CQCHNGGTCDAAATGQCHCSPGYTGERCQDECPVGSYGVRCAEACRCVNGGKCYHVSGTCLCEAGFSGELC
EARLCPPEGLYGIKCDKRCPCHLDNTHSCHPMSGECGCKPGWSGLYCNETCSPGFYGEACQQICSCQNGAD
CDSVTGRACAPGFGKGTDCSTPCPLGRYGINCSSRCGCKNDAVCSVPDVGSCICKAGWHGVDCSIRCPSTG
WFGFCNLTCQCLNGGACNTLDGTCTCAPGWRGAKCEFPQDGTYGLNCAERCDCSHADGCHPTTGHCRCL
PGWSGVHCDVCAEGRWGPNCSLPCYCKNGASCSPDDGICECAPGFRGTTQQRICSPGFYGHRCSTQCPQ
CVHSSGPCHHITGLCDLPGFTGALCNEVCPSGRFGKNCAGVCTCTNNGTCNPIDRSCQCYPGWIGSDCS
QCPPAHWGPNCIHTCNCHNGAFCSAYDGECKCTPGWTGLYCTQRCLPGFYGKDCALICQCQNGADCDHI
SGQCTCRTGFMGRHCEQKCPAGTYGYGCRQICDCLNNSTCDHITGTCYCSPGWKGARCDQAGVIIVGNLN
SLSRTSTALPADSYQIGAIAGIVVLLVLLVLLFLLALFIIYRHKQKRKESSMPAVTYTPAMRVINADYITAE
TLPHSNGGNANSHYFTNPSYHTLSQCATSPHVNNRDRMTIAKSKNNQLFVNLKNVNPGRGTLVDCTGTL
PADWKQGGYLNELGAFGLDRSYMGKSLKDLGKNSEYNSSTCSLSSENPYATIKDPPALLPKSSECGYVE
MKSPARRDSPYAEINNSTPANRNVEVEPTVSVVQGVFSNSGHVTQDPYDLPKNSHIPCHYDLLPVRDSS
SSPKREDGGGSNSTSSNSTSSSSSSSE
  
```

TRTRPLEQKLISEEDLAANDILDYKDDDDKV

Restriction Sites: SgfI-MluI
 Cloning Scheme:

Cloning sites used for ORF Shuttling:



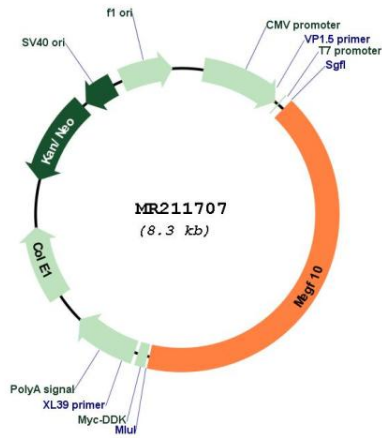
* The last codon before the Stop codon of the ORF

ACCN: NM_001001979

ORF Size: 3444 bp

OTI Disclaimer:	The molecular sequence of this clone aligns with the gene accession number as a point of reference only. However, individual transcript sequences of the same gene can differ through naturally occurring variations (e.g. polymorphisms), each with its own valid existence. This clone is substantially in agreement with the reference, but a complete review of all prevailing variants is recommended prior to use. More info
OTI Annotation:	This clone was engineered to express the complete ORF with an expression tag. Expression varies depending on the nature of the gene.
Components:	The ORF clone is ion-exchange column purified and shipped in a 2D barcoded Matrix tube containing 10ug of transfection-ready, dried plasmid DNA (reconstitute with 100 ul of water).
Reconstitution Method:	<ol style="list-style-type: none">1. Centrifuge at 5,000xg for 5min.2. Carefully open the tube and add 100ul of sterile water to dissolve the DNA.3. Close the tube and incubate for 10 minutes at room temperature.4. Briefly vortex the tube and then do a quick spin (less than 5000xg) to concentrate the liquid at the bottom.5. Store the suspended plasmid at -20°C. The DNA is stable for at least one year from date of shipping when stored at -20°C.
RefSeq:	NM_001001979.2 , NP_001001979.1
RefSeq Size:	7514 bp
RefSeq ORF:	3444 bp
Locus ID:	70417
UniProt ID:	Q6DIB5
Cytogenetics:	18 D3
MW:	123 kDa
Gene Summary:	Membrane receptor involved in phagocytosis by macrophages and astrocytes of apoptotic cells. Receptor for C1q, an eat-me signal, that binds phosphatidylserine expressed on the surface of apoptotic cells (PubMed:27170117). Cooperates with ABCA1 within the process of engulfment (By similarity). Promotes the formation of large intracellular vacuoles and may be responsible for the uptake of amyloid-beta peptides (PubMed:20828568). Necessary for astrocyte-dependent apoptotic neuron clearance in the developing cerebellum (PubMed:27170117). Plays role in muscle cell proliferation, adhesion and motility. Is also an essential factor in the regulation of myogenesis. Controls the balance between skeletal muscle satellite cells proliferation and differentiation through regulation of the notch signaling pathway (PubMed:28498977). May also function in the mosaic spacing of specific neuron subtypes in the retina through homotypic retinal neuron repulsion. Mosaics provide a mechanism to distribute each cell type evenly across the retina, ensuring that all parts of the visual field have access to a full set of processing elements (PubMed:22407321). [UniProtKB/Swiss-Prot Function]

Product images:



Circular map for MR211707